



# Bapuji Dental College & Hospital



Post Box No. 326, M.C.C. 'B' Block, Davangere



# Bapuji Dental College & Hospital



Post Box No. 326, M.C.C. 'B' Block, Davangere



**Bapuji Dental College & Hospital**



**Self-Study Report of  
BAPUJI DENTAL COLLEGE &  
HOSPITAL**

**Submitted by  
Dr. K. Sadashiva Shetty  
Principal**

**Estd: 1979**

**[www.bapujidental.edu](http://www.bapujidental.edu)**

**Post Box No. 326, M.C.C. 'B' Block, Davangere**



राष्ट्रीय मूल्यांकन एवं प्रत्यायन परिषद

विश्वविद्यालय अनुदान आयोग का स्वायत्त संस्थान

**NATIONAL ASSESSMENT AND ACCREDITATION COUNCIL**

*An Autonomous Institution of the University Grants Commission*

# *Certificate of Accreditation*

*The Executive Committee of the  
National Assessment and Accreditation Council  
on the recommendation of the duly appointed*

*Peer Team is pleased to declare the*

*Bapuji Educational Association (R)*

*Bapuji Dental College & Hospital*

*Davangere, affiliated to Rajiv Gandhi University of Health Science, Karnataka as*

*Accredited*

*with CGPA of 3.13 on four point scale*

*at A grade*

*Valid up to March 26, 2016*

*Date : March 27, 2011*



*HARSHAN*  
*Director*

EC/55/A & A/107



We cover credibility

QSCert, spol. s r. o.  
Management Systems Certification Body  
Residence address: Klimentská 1746/52, Nové Město, 110 00 Praha 1, Czech Republic  
Postal address: Strazska cesta 7892, 960 01 Zvolen, the Slovak Republic

by this

# CERTIFICATE

certifies that the Quality Management System of

## BAPUJI DENTAL COLLEGE & HOSPITAL

P.O. Box No: 326,  
Davangere,  
Karnataka, 577004, India



has been established and duly implemented and company applies it in accordance with the standard

### ISO 9001:2008

provisions for the following areas:

**Service delivery of Dental Education: Undergraduate, Postgraduate, Post-Doctoral and Allied Courses as per RGUHS and Dental Council of India recommendations along with service delivery of optimum healthcare in Multispeciality Dental College and Hospital**

Certified locations: P.O. Box No: 326, Davangere, Karnataka, 577004, India

On the basis of certification audit, Protocol No. **C-QMS-072/16-1** it was proven that the management system meets the requirements of the above listed standard.

Certificate No.: Q-8263/16  
Initial Certification Date: 31.05.2016  
Date of Issue: 31.05.2016  
Expiry Date: 30.05.2019

Expiry date of certificate is conditioned by successful completion of transition audit according to ISO 9001:2015 until 14.09.2018.



S 3177

This certificate is valid only if it is published among valid certificates on [www.qscert.com](http://www.qscert.com)



Ing. Marcel Sluch  
Chief Executive





# Bapuji Dental College & Hospital



## PREFACE

Fired by the zeal to create world class institutions, Bapuji Dental College was founded in the year 1979 by Mr. Shamanur Shivashankarappa. Guided by great visionaries in Indian Dentistry, the college has grown in leaps and bounds and recently celebrated its silver jubilee in 2004. The college is now headed by Dr. K Sadashiva Shetty, one of India's leading face in orthodontics. He is the transformational guardian in making the college from being one among India's best dental colleges to that of Asia's..

If the infrastructure is the body of an institution, the teaching staff form the soul for it. Bapuji is blessed with a sound soul and body. Armed with many years of teaching and research experience, Bapuji possesses one of the brilliant set of faculty in India.

This college has been one of the most vibrant and dynamic institutions in the field of dental education. It has nurtured hundreds of dentists to reach the zenith of their profession. From time immemorial, India has been a Mecca of knowledge, education and enlightenment. Bapuji Dental College, since its inception in 1979, has made an immense contribution to this legacy. The state of the art institute offers students the best possible clinical education complemented by opportunities in research and community service.

Bapuji Dental College boasts one of the finest lab facilities to impart liberal clinically oriented teaching on par with the best. The freshers are trained in the sophisticated phantom head labs, fitted with 100 dental workstations for pre-clinical training simulating dental treatment. The college is also well equipped with a Ceramic Lab for crown and bridge fabrication to gain technical skills in dentistry.

The college also prides itself with a huge library set with good ventilation and illumination - a perfect setting for avid readers. The library is well equipped with modern facilities and resources in the form of CD-ROM, online databases, video cassettes, books, journals, back volumes of journals, theses, WHO publications etc. It's a one stop resource center for the student from all forms references of to printouts and to binding.

Bapuji Dental College is one among the very few Indian colleges doing research projects for

**Post Box No. 326, M.C.C. 'B' Block, Davangere**



# Bapuji Dental College & Hospital



US based International companies like GC International, 3M ESPE(USA), Biohorizons (USA) and the like. Various research projects have been carried out in all the specialities of dentistry and published in respected peer-reviewed journals.

With its grand infrastructure, excellent faculty and mature guidance, Bapuji Dental College is a reminiscence of ancient India's educational centers of excellence. It's the ultimate destination in India for a student in search of dental educational excellence. The college is undergoing the process of ISO :9001-2015

- The performance of the institution is testified by many agencies of repute. The college is declared college of the year 2014. and also the college is rated **10th place among the top 15 dental college in the country**, Outlook's report is -. And this year **stands 2<sup>nd</sup> best among all private dental college** colleges in India and top **stands 6<sup>nd</sup> best among all dental colleges in India**, above all the college is **accredited with A grade** by National Assessment and Accreditation Council Bangalore **in the first cycle of assessment itself**

While acknowledging , the strong support of the management , dedication and commitment of faculties and staff ,I seek honour to submit the self study report of the college to National Assessment and Accreditation Council Bangalore for second cycle of Assessment and Accreditation

**Dr. K. Sadashiva Shetty**  
**Principal**

**Post Box No. 326, M.C.C. 'B' Block, Davangere**



<b>Volume – I</b>		
<b>SL.NO</b>	<b>CONTENT</b>	<b>PAGE NO.</b>
<b>1.</b>	<b>Executive Summary and SWOC</b>	<b>1</b>
<b>2.</b>	<b>Profile</b>	<b>14</b>
<b>3.</b>	<b>Criterion-wise Evaluative Report</b>	<b>29</b>
<b>4.</b>	<b>Criterion I: Curricular Aspects</b>	<b>29</b>
<b>5.</b>	<b>Criterion II: Teaching Learning and Evaluation</b>	<b>44</b>
<b>6.</b>	<b>Criterion III: Research, Consultancy and Extension</b>	<b>78</b>
<b>7.</b>	<b>Criterion IV: Infrastructure and Learning Resources</b>	<b>141</b>
<b>8.</b>	<b>Criterion V: Student Support and Progression</b>	<b>163</b>
<b>9.</b>	<b>Criterion VI: Governance and Leadership</b>	<b>178</b>
<b>10.</b>	<b>Criterion VII: Innovations Best Practices</b>	<b>196</b>
<b>11.</b>	<b>Compliance to previous PTV report</b>	<b>215</b>
<b>12.</b>	<b>Compliance</b>	<b>216</b>
<b>13.</b>	<b>Declaration</b>	<b>217</b>





# Bapuji Dental College & Hospital



<b>VOL – 2</b>		
<b>Evaluative Report of the Departments</b>		
<b>1.</b>	<b>Department of Prosthodontics, Crown &amp; Bridge</b>	<b>1</b>
<b>2.</b>	<b>Department of Orthodontics &amp; Dent facial Orthopedics</b>	<b>26</b>
<b>3.</b>	<b>Department of Oral &amp; Maxillofacial Surgery</b>	<b>45</b>
<b>4.</b>	<b>Department of Oral Pathology &amp; Microbiology</b>	<b>71</b>
<b>5.</b>	<b>Department of Oral Medicine and Radiology</b>	<b>84</b>
<b>6.</b>	<b>Pedodontics &amp; Preventive Dentistry</b>	<b>106</b>
<b>7.</b>	<b>Department of Periodontics</b>	<b>127</b>
<b>8.</b>	<b>Department of Conservative Dentistry and Endodontics</b>	<b>173</b>
<b>9.</b>	<b>Department of Public Health Dentistry</b>	<b>210</b>
<b>10.</b>	<b>Evaluate report of Medical Subjects and Implant Logy</b>	<b>242</b>



Executive  
Summary  
and SWOC



# Bapuji Dental College & Hospital

## Brief Executive Summary and SWOC Analysis of Bapuji Dental College and Hospital, Davanagere

Bapuji Dental College and hospital, Davanagere is self-financing college affiliated to Rajeev Gandhi University of health sciences, Bangalore. The college is established on 03-07-1979 with a mission to provide general and advanced oral healthcare education, services and research of international repute to the region, nation and community at large. The college is recognized by Dental Council of India on 28-02-1986 for life time of both BDS and MDS under section DE.54-85/5284. The college doesn't have off campus center. The college doesn't belong to minority institution category. The college is located in urban area on national highway NH-4 of the Karnataka state. The campus area is 1,30000sqft, built up area 15,890sqmts. The college offers the most out of the spectrum of degree and post-graduate courses offered by Dental Council of India. The college offers BDS programme with hundred students and 45 post-graduate seats annual intake distributed in nine specialties. Medium of instruction is English the entry qualification for BDS is PCB. The college offers MDS programme in nine specialties, entry qualification is BDS recognized by DCI from any college in the country. The college provide PhD programme recognised by RGUHS.

The college has provided auditorium, indoor and outdoor sports facilities, residential facilities of faculties for non-teaching staff, cafeteria and health centers. The advanced healthcare facilities including the super speciality services are provided in adjacent medical college of the same management. The other facilities like bank, post office, book shops, transport, and facilities for specially abled person are provided. Animal house facilities, insulators, powerhouse, fire safety measures, bio-hazards waste management facility are made available. The college has provided average of 253 teaching days, 296 working days' average in the last four years. The college is accredited by National Assessment Accreditation Council Bangalore in the first cycle with **A-grade** in 2011. The college is certified with ISO-9001-2015. The college has appointed total of 82 doctors with MDS qualification of which 46 are male and 36 are female one full time biostatistion is appointed. The college has appointed 44 medical teachers as part time teachers. The college has one boys hostel with average inmates of 409 students, five girls hostel with 78 inmates and one overseas hostel with inmate's strength of 255. The student's enrollment during the academic year 2015-16 is BDS intake is hundred of which 23 male, 77 female and PG admissions are



# Bapuji Dental College & Hospital

17 male, 23 female. The college has established **continuing dental education** cell 10-06-2008 and has conducted around 83 programmes since then. The college doesn't provide any distant education programme. The college has applied for cycle-2 accreditation. The accreditation outcome of cycle-1 is A-grade. The college has established internal quality assurance cell on 20<sup>th</sup> Oct 2010 and has uploaded year wise AQAR reports on college website. The college has submitted compliance to the past peer team visit recommendations and is available at the end of each criterion-wise evaluation.

## **Criterion I : Curriculum Aspects:**

The time table and annual calendar of events committee plans and implements time tables complying to affiliating University academic calendar. The college has prepared year wise, subject wise, teacher wise time tables and lesson plans. All the departments have curriculum committee. The college follows curriculum implemented by the affiliating university, incorporating curriculum guidelines of Dental Council of India. The curricular deficiencies are identified from the inputs of student's feedback, employability, and the entrepreneurship needs. Alumni, the national repute senior faculties provide curriculum revision feedbacks. From these inputs every department has identified, designed and implemented, Problem based learning and enrichment courses. The college and programs are affiliated to Rajiv Gandhi University of Health sciences, Bangalore. The programs offered are self financing and of co-education nature. The college offers 1 undergraduate program – Bachelor of Dental Surgery with sanctioned 100 annual student intake and Master of Dental surgery in nine speciality. The total-annual PG intake 45. The college has established a well integrated separate implantology centre and provides certificate courses in advanced implantology. As a measure to improve curriculum all the departments provide good number of enrichment programs. Value added programs such as environment education, constitution of India, working knowledge of computers, are initiated. Few faculties have contributed to curriculum design and development at national level as well affiliating university level. Few of the faculties are members and Chair persons of the Board of Studies. The head of the institution has also functioned as dean faculty of dentistry at the affiliating university, which is the only health sciences university in the entire state. The college has implemented a unique method of collecting online feedback, feedback for teacher performance, courses, programs, infrastructure, library and hospital services are collected. Stakeholders participate in improving the functioning of institution through feedback.



# Bapuji Dental College & Hospital



## Criterion II: Teaching learning and evaluation:

The College follows the admission process approved by the regulatory authorities; students have to undergo CET, COMED-K examinations. The college meets the varied needs of different category of students conducts orientation/introduction workshops to freshers students. A committee identifies slow learners after admission. The slow learners are provided with necessary remedial drills in the form of of the classes, practicals and discussion of the question papers. Regional language speaking Classes are conducted for the student coming from outside the state and English speaking classes are arranged for the students coming from rural background *Teaching Learning process*. is well defined by the affiliating university, the undergraduate programs provides learning experiences in well defined core subjects spread over 4 years. The program also provides internship for 1 year incorporating rotation postings. The graduate attributes at UG level with learning outcomes in all specialties are identified and documented. A committee plans and organizes various teaching schedules and calendar of events. The teaching methods are students centered, experimental learning, problem based learning are used. All the departments being post graduate departments provide advanced technology for effective teaching. The teaching learning process incorporates didactic lectures working on simulations-phantom heads, actual patients' treatment in clinics, and in different set-ups including the setup through community dentistry. Student centric teaching learning process through use of advanced physical, ICT, laboratory, Wi-Fi and library facilities. Faculty development committee maintains scientific temper by conducting CDE programs, workshops, conferences and PG seminars. Mentor and mentee system is followed for the continuous monitoring and improvement of students. Faculties and students are recognized for their distinguished achievements. Students have posting in satellite centers and dental camps and these field experiences are integrated to basic learning. Online feedback system to assess the teachers' performance is initiated. *Teacher quality* The college complies to all regulatory norms in appointing well qualified faculties and has maintained diversity in recruiting the faculties. No posts are kept vacant and are filled in reasonable time. DCI norms are implemented for promotion. Faculties participate in conferences and workshops for academic development activities. Many faculties provide consultancy services by conducting training and workshops in their specialty knowledge and skills. Teachers enrich their knowledge in their specialty by participating conferences and workshops, CDE's are conducted by the college. Good numbers of faculties are members of the editorial board of national & international journals. The evaluation system advised by the affiliating university is followed. The



# Bapuji Dental College & Hospital

evaluation system incorporates both summative and formative assessment. An innovative continuous performance assessment system is implemented; mentor-mentee system is followed. Course wise learning outcomes and program wise attributes are defined. The methods of evaluation are compatible to assess attainment of learning outcomes and graduate attributes. An exclusive committee deals with the grievances of the learner pertaining to examination. The evaluation process is made known to the concern stakeholders. The college complies with affiliating university academic calendar. The internal assessment and university results are declared timely. Reforms, transparency and security in examinations are strictly followed as per the guidelines of the university. Appropriate use of computer technology and internet in examination system is implemented. A separate committee addresses the grievances pertaining to examinations. *Students performance and learning outcomes* - The departments have defined the learning outcomes and methods to accomplish the outcomes are periodically evaluated. Any deficiency in the achieved learning is identified and the method of content delivery modified accordingly. Graduate attributes are defined and drafted.

### **Criteria III: Research Consultancy and Extension**

Research promotion activities are enhanced by faculty research, seed money for the research, sabbatical leave, workload remissions, research methodology sessions and workshops on biostatistics initiated. All the departments are provided with appropriate laboratories and needed equipments. Library procures subject wise journals, guide incentives is provided. A well defined policy to promote research is drafted by research committee constituted for the purpose. Reputed scientist and senior faculties are invited to participate academic sessions.

*resources mobilization for research* the management provides financial support for student research projects. The faculties are provided with appropriate knowledge for filing the patents, the college has year marked budget for research. The college provides PHD programmes affiliated by the concerned university. *Research facilities* the college provides state of the art research facilities in all the departments through department museums, laboratories, clinics, and library resources. The infrastructure includes clinical learning resources, mobile dental unit, satellite centers, dental camps, and have additional medical facilities on the campus through medical college of the same management. The ambulance pharmacy, blood bank, and such similar services are availed through medical college. The state of the art, hostel facilities are provided, computers Wi-Fi and internet facilities, across



# Bapuji Dental College & Hospital

Advisory committee and spread over 15,827 Sqft with a capacity of 300 Students. User Friendly facilities including Ramp, Lift facilities and Wheel Chair are provided. The Library has book bank facility AVOILD, HELINET and PUBMAD facilities. The college provides excellent sports and extracurricular activities including Gymnasium station and Auditorium. The Health services of student and staff has provided by the medical college. The campus & Physical facilities are disabled friendly. Feedback from the patients is collected and analyzed. Facilities for Accident & Emergency services are provided from Medical College. The Library has separate reading room, Reprography and Internet Facilities. Library Budget is exclusively year marked allocated and utilized. Library uses feedback also collected. Separate Budget for up gradation of IT facilities is provided and utilized.

## **Criteria V: Student Support and Progression**

### *Student mentoring support and progression*

The college has implemented intensive mentoring system. Mentor and mentee list is maintained. Slow learners are provided with necessary remedial drill and behavioral cell is established on the campus. The management provides students scholarship for the deserving and facilitates distribution of government scholarships of the students. Students are covered under insurance free ships are provided. The college has international student cell, students participate in varied cultural and sports activities through active students council. Anti-ragging, sexual harassment elimination, are strictly implemented through committees. Grievances redressal cell, placement and competitive examination cell are present and active. The interns are provided with carrier counseling and updated with job opportunities. The college has registered alumni association. The college is unique in providing active department wise postgraduate alumni associations which are active and functional. Specific support for socio-economically backward is provided. Coaching classes for PG entrance initiated *student progression* – The category wise performance of students and their academic growth is monitored. Efforts are made to reduce the dropout rate and increase the pass percentage. The college provides good supports for submission of dissertation. College has maintained record of students passing in competitive examination including state PG-CET. *Student participation and activities* – The college has excellent facilities for sports cultural and extra-curricular activities through committee designated for the purpose. Students and faculties are recognized for their distinguished achievements. Students council initiates and plans all such activities, financially supported by the management. Students



# Bapuji Dental College & Hospital

participate in various committees, IQAC and give feedback on different support services. The college and departments publish magazines and newsletters.

## **Criteria VI: Governance, Leadership and Management**

### *Institutional vision and leadership*

The institution has well drafted vision and mission and displayed in prominent areas. The organization structure is well depicted provides decentralization and accountability to different designations. Effective leadership is visible through organization structure and composition of IQAC. Academic and administrative autonomy is provided to heads of the departments. Regular interactions with stakeholders are initiated through participation committee meetings and feedbacks. Institution grooms leadership at different levels involving stakeholders. The decision making process incorporates management by facts information and objectives. *Strategy development and deployment* – The College has developed prospective planned document for next five years and has defined quality manuals, annual calendar events of committee, plans for meeting schedules of IQAC associate dean review meetings and meeting, of the committees. Has effective grievance redressal cell, the governing council monitors the functioning of the institution in pre-defined parameters twice in a year. The college has generated annual reports and maintained for last five years. Student's satisfaction in courses, programs, infrastructure and overall well being is assessed by feedback system. *Faculty empowerment strategies* – The College has faculty development and staff welfare committee and follows recruitment and promotions procedures has per regulatory guidelines. The college offers staff welfare programmes including free healthcare services, group insurance, provident fund, loan facilities, and such others. Every faculty submits self-performance appraisal to associate deans HR once in a year. The college follows budgeting process which includes informed decision making. Professional faculty development activities are initiated by conducting good number of CDE, workshops and other academic activities. The college has mechanism for gender auditing of staff. Faculties provide feedback on programs and overall organizational functioning. *Financial management and resource mobilization* – The college through its finance committee monitors the budget for different heads from the internal and external auditing. Has maintained audited income and expenditure statement and provides adequate budget for academic research and administrative activities. *Internal quality assurance system* – Academic audit of the department is performed through monthly performance appraisal reports of the department. The associate dean academic through





# Bapuji Dental College & Hospital

committee's reviews teaching learning process, accomplishment of learning outcomes and other operations of the process. The college has established well functioning and internalized – internal quality assurance cell. External members are nominated to IQAC. All the departments are offered with excellent academic autonomy.

## **Criteria VII: Innovations and Best practices**

*Environment consciousness-* The College has well functioning environment committee through this committee various environment awareness guest lectures, conducting of world environment day including green audit, promotion of eco-friendly campus and E-waste management initiated. The college has initiated energy conservation, solar panels, infection control and radiation safety measures.

The college provides good numbers of innovations at all the key aspects of the educational system. The numerous best practices are also practiced. The college claims continuous performance assessment card as a part of teaching learning process and also extension activities and institutional social responsibilities as best practices.

## **Few salient features:**

- The Principal, Dr. K. Sadashiva Shetty has received **“OUTSTANDING PROFESSOR AWARD”** at 49th IOC, Kolkata, on 21st to 23rd Nov. 2014.
- The Principal, Dr. K. Sadashiva Shetty was Dean – Faculty of Dentistry, Rajiv Gandhi University of Health Sciences, Bangalore.
- 32 students of the college have bagged the ranks in the Affiliating University in last four years.
- The alumni of the college have received Criteria for awarding **“LIFE TIME ACHIEVEMENT AWARD”**.
- Outlook's report is – the college bagged in **10<sup>th</sup> place at all India level among top 15 dental colleges in India**. And this year **stands 2<sup>nd</sup> best among all private dental college colleges in India** and top **stands 6<sup>nd</sup> best among all dental colleges in india**

## **Institution Assessment:**

Awards - 107, Faculty Research - 43, International publication - 218, National publication - 456, International presented - 46, National Presented - 357, Scientific sessions chaired international - 2, Scientific sessions chaired national - 62, Books and chapters authored - 24,



# Bapuji Dental College & Hospital



Conferences attended - 428, Conferences /workshops conducted - 21, Services - 200, Extension Activities - 15, Enrichment courses - 213, Approved Guides - 71, on-going projects- - 77, projects completed in - 262, problem based learning - 169, journals subscribed - 49, Distinguished achievements - 74, Dissertation Topic - 216, Tutorials - 531, Students Projects - 1292.

## **Departments Assessment:**

### **Oral Pathology & Microbiology**

Awards - 2, Faculty Research - 1, International publication - 4, National publication - 35, Books and chapters authored - 1, Conferences attended - 4, Services - 7, Enrichment courses - 10, Approved Guides - 4, on-going projects- - 2, projects completed in - 10, problem based learning - 32, Distinguished achievements - 2, Dissertation Topic - 12, Tutorials - 50, Students Projects – 42.

### **Orthodontics & Dent facial Orthopedics**

Awards - 24, Faculty Research - 4, International publication - 12, National publication - 98, International presented - 1, National Presented - 38, Scientific sessions chaired national - 9, Books and chapters authored - 3, Conferences attended - 57, Conferences /workshops conducted - 10, Services - 17, Extension Activities - 4, Enrichment courses - 10, Approved Guides - 44, on-going projects- - 6, projects completed in - 35, problem based learning - 10, journals subscribed - 9, Distinguished achievements - 42, Dissertation Topic - 6, Tutorials - 38, Students Projects – 107.

### **Oral & Maxillofacial Surgery**

Awards - 4, Faculty Research - 7, International publication - 63, National publication - 62, National Presented - 5, Scientific sessions chaired national - 4, Books and chapters authored - 1, Conferences attended - 92, Conferences /workshops conducted - 3, Services - 17, Enrichment courses - 13, Approved Guides - 6, on-going projects- - 10, projects completed in - 18, problem based learning - 20, journals subscribed - 10, Dissertation Topic - 28, Students Projects – 441.

### **Oral Medicine and Radiology**

Awards - 1, Faculty Research - 3, International publication - 5, National publication - 34, National Presented - 6, Scientific sessions chaired national - 22, Conferences attended - 44,



# Bapuji Dental College & Hospital



Conferences /workshops conducted - 1, Services - 6, Enrichment courses - 1, on-going projects- - 2, projects completed in - 2, problem based learning - 10, Distinguished achievements - 2, Dissertation Topic - 2,

## **Pedodontics & Preventive Dentistry**

Awards - 20, International publication - 54, National publication - 27, National Presented - 56, Scientific sessions chaired national - 3, Books and chapters authored - 4, Conferences attended - 29, Enrichment courses - 23, projects completed in - 29, problem based learning - 6, Distinguished achievements - 21, Dissertation Topic - 29, Tutorials - 36, Students Projects – 77.

## **Periodontics**

Awards - 17, Faculty Research - 18, International publication - 18, National publication - 86, National Presented - 142, Books and chapters authored - 5, Conferences attended - 24, Services - 8, Extension Activities - 6, Enrichment courses - 29, Approved Guides - 7, on-going projects- - 19, projects completed in - 52, problem based learning - 15, journals subscribed - 7, Dissertation Topic - 38, Tutorials - 54, Students Projects – 109.

## **Prosthodontics, Crown & Bridge**

Awards - 24, International publication - 16, National publication - 63, International presented - 35, National Presented - 11, Scientific sessions chaired international - 1, Scientific sessions chaired national - 2, Books and chapters authored - 5, Conferences attended - 28, Enrichment courses - 55, on-going projects- - 11, projects completed in - 35, problem based learning - 59, Tutorials - 308, Students Projects – 424.

## **Public Health Dentistry**

Awards - 5, Faculty Research - 3, International publication - 16, National publication - 24, International presented - 4, National Presented - 53, Scientific sessions chaired national - 21, Conferences attended - 133, Conferences /workshops conducted - 6, Services - 138, Extension Activities - 5, Enrichment courses - 6, Approved Guides - 5, on-going projects- - 17, projects completed in - 81, problem based learning - 6, journals subscribed - 14, Distinguished achievements - 7, Dissertation Topic - 65, Tutorials - 20, Students Projects – 92.



# Bapuji Dental College & Hospital



## **Conservative Dentistry and Endodontics**

Awards - 10, Faculty Research - 7, International publication - 30, National publication - 27, International presented - 6, National Presented - 46, Scientific sessions chaired international - 1, Scientific sessions chaired national - 1, Books and chapters authored - 5, Conferences attended - 17, Conferences /workshops conducted - 1, Services - 7, Enrichment courses - 66, Approved Guides - 5, on-going projects - 10, problem based learning - 11, journals subscribed - 9, Dissertation Topic - 36, Tutorials – 25.



## SWOC ANALYSIS

### STRENGTHS:

- The College is located in urban area, on national highway NH-4 and is a district headquarters well connected by rail and road to taluk of villages and other cities. The city is chosen as one among two smart cities in the state by government of India.
- The college adheres to academic calendar of the university and has meticulously planned schedules for annual events. The college provides learner friendly UG & PG programmes recognized by regulatory authorities. All departments designed and implemented enrichment courses. The implantology center provides certificate course advanced implantology. The college also offers PhD programmes recognized by Rajeev Gandhi University of health sciences Bangalore. The college has instituted online feedback mechanism
- Students enrollment category wise UG & PG maintained for last four years and admissions are good. Conducts orientation classes and caters to the varied needs of the different learners. The teaching learning process incorporates use of advanced ICT facilities, students centric, working in laboratories, community setup, and learning by actually treating the patients followed. Mechanism to know accomplishment of the learning outcomes in placed. Quality of teachers is maintained very high by providing access to faculty development activities such as CDE's, workshops, and conferences. Faculties participate in university of academic affairs and in curriculum redesign. The MBT programme conducted by orthodontics and certificate courses. The evaluation system designed by the affiliating university is implemented.
- The college provides state of the art research promotion activities including seed money, faculty research, and sabbatical leave. Research budget is year marked and management sponsors such research all the departments have advanced research facilities in terms of equipments and investigation facilities. The college is strongly supported by the departments of medical college for research and services. The college has produced good number of publications in national and international. The college has established satellite centers and provides services to rural community. Intensive extension and ISR activities are conducted. The college maintains collaborations for education service and research.
- Excellent infrastructure and facilities to provide advanced teaching learning process in all the departments is made available. The college has a unique library that is being visited by the scholars across the country. The college provides state of the art IT facilities including Wi-Fi, high-speed internet, Xerox facilities, computers-laptops, open source and



# Bapuji Dental College & Hospital

membership for Helinet and Guide is availed. Appropriate building and equipment maintenance and up gradation is initiated on annual basis.

- Mentor-mentee practiced intensely, management scholarships are provided also facilitation for government scholarships initiated. Assistance for bank loans and students insurance is initiated. A learner friendly campus with zero ragging and sexual harassment tolerance campus. Strong encouragement for sports and cultural activities, active student council, alumni meet, parent-teacher meet, and behavioral cell are present on the campus.
- Clarity of vision and mission, decentralization students participation in administration and decision making, strong feedback mechanism, service rules with promotion guidelines. Faculties provide self performance appraisal and college has internalized strong IQAC. External members are present of the IQAC.
- The college exhibits high concern for environment, extension ISR and has initiated good number of innovations and best practices at different key aspects

## **WEAKNESS:**

- The strong IQAC with associate deans academic, administration, HR and Examinations and numerous committees, participation of stakeholders in committees identify the area for improvement on continuous basis. All through the year improvements are initiated over the identified weakness, hence no such persistent weakness present.

## **OPPORTUNITY:**

- Continuously identified the weakness and improve upon is a great opportunity. To become a deemed university

## **CHALLENGES:**

- Identified areas of improvement of stakeholders if not implemented is a threat
- Sustained admission are maintained through continuous quality improvement and customer satisfaction else is a threat



Profile of the  
Institution



# Bapuji Dental College & Hospital



## Profile of the Institution

### 1. Name and Address of the Institution:

Name:	BAPUJI DENTAL COLLEGE & HOSPITAL	
Address:	POST BOX NO. 326, M.C.C. 'B' BLOCK, DAVANGERE	
City:	Pin: 577004	State: KARNATAKA
Website: <a href="http://www.bapujidental.edu">www.bapujidental.edu</a>		

### 2. For communication:

Designation	Name	Telephone with STD code	Mobile	Fax	Email
Vice Chancellor		O: R:			
Pro Vice Chancellor (s)		O: R:			
Registrar		O: R:			
Principal / Dean / Director	Dr. K. Sadashiva Shetty	O: 08192-220572 R: 08192-220931	9845571717	220572	principal@bapujidental.edu
Vice Principal	Dr. D.S. Mehta	O: 08192-220575 R:	9448415544	220572	drmehta99@rediffmail.com
Steering Committee / IQAC Co-ordinator	Dr. Tarun Kumar A.B.	O: 08192-220575 R: 08192-220004	9886210507	220572	tarundental@gmail.com





# Bapuji Dental College & Hospital



### 3. Status of the Institution:

Autonomous College	
Constituent College	
Affiliated College	✓
State University	
State Private University	
Central University	
University under Section 3 of UGC (A Deemed to be University)	
Institution of National Importance	
Any other (specify)	

### 4. Type of University:

Unitary	
Affiliating	✓

### 5. Type of College:

Ayurveda	
Dentistry	✓
Homoeopathy	
Medicine	
Nursing	
Pharmacy	
Physiotherapy	
Siddha	NA
Unani	NA
Yoga and Naturopathy	NA
Others (specify and provide details)	NA
Source of funding:	
Central Government	NA
State Government	NA



# Bapuji Dental College & Hospital



Grant-in-aid

NA

Self-financing

Trust

NA

Corporate

NA

Any other (specify)

- a. Date of establishment of the institution:
  - .....03-07-1979..... (dd/mm/yyyy)
- b. In the case of university, prior to the establishment of the university, was it a/an
  - Autonomous College                      Yes     No
  - Constituent College                        Yes     No
  - Affiliated College                            Yes     No
  - PG Centre                                      Yes     No
  - De novo institution                         Yes     No
  - Any other (specify)                         .....

• c. In the case of college, university to which it is affiliated  
Rajiv Gandhi University of Health Sciences, Bangalore

## 6. State the vision and the mission of the institution.

### OUR VISION

- Single window delivery of total oral healthcare needs.
- Total quality management in service and Education.
- Unique work culture in alleviating human oral sufferings.
- To train general, specialized and Allied professional personnel to meet regional and national oral health care services.
- Work relentlessly to contribute to global oral health care knowledge and skills.



# Bapuji Dental College & Hospital



- Be efficient, effective, community Acceptable and excel in service, education and research.
- To impart knowledge and interact with organizations of similar interest.
- Fostering global competencies, inculcating value system among learners.
- Promote use of technology of relevance.
- To induce paradigm shift in community that many oral diseases are preventable, curable and affordable.
- Reach the unreached with awareness, education and service.
- Serve the underserved.

## OUR MISSION

- Learner Centered Dental Education.
- Patient Centered Service
- Community Oriented Research.
- Strong Community Relationship
- Serve the Under Served.
- Meet the Regional, National and Global Dental Educational Needs
- Inter Organizational Needs.
- Strategic Future Oriented Planning.
- Excellence in Knowledge, Skills and Service
- Professionalism in Management
- Open Organizational Climate.

### **7. a. Details of UGC recognition / subsequent recognition (if applicable):**

Under Section	Date, Month and Year (dd/mm/yyyy)	Remarks (If any)
i. 2(f)*	-	-
ii. 12B*	-	-
iii. 3*	-	-

\* Enclose the certificate of recognition, if applicable

### **b. Details of recognition/approval by statutory/regulatory bodies other than UGC (MCI, DCI, PCI, INC, RCI, AYUSH, AICTE, etc.)**



# Bapuji Dental College & Hospital



Under Section/clause	Day, Month and Year (dd/mm/yyyy)	Validity	Program/ institution	Remarks
i. DE.54-85/5284	28-02-1986	Lifetime	BDS & MDS	

- (Enclose the Certificate of recognition/approval)

**8. Has the institution been recognized for its outstanding performance by any national / international agency such as DSIR, DBT, ICMR, UGC-SAP, AYUSH, WHO, UNESCO, etc.?**

Yes  No

If yes, name of the agency .....

date of recognition: ..... (dd/mm/yyyy)

nature of recognition .....

**9. Does the institution have off-campus centres?**

Yes  No

If yes, date of establishment: ..... (dd/mm/yyyy)

date of recognition by relevant statutory body/ies: ..... (dd/mm/yyyy)

**9. Does the institution have off-shore campuses?**

Yes  No

If yes, date of establishment : ..... (dd/mm/yyyy)

date of recognition by relevant statutory body/ies: ..... (dd/mm/yyyy)

**Location of the campus and area:**

	Location *	Campus area in acres	Built up area in sq. mts.
i. Main campus area	Davangere	1,30,000 Sq.Ft	15,890
ii. Other campuses in the country	-	-	-
iii. Campuses abroad	-	-	-

(\* Urban, Semi-Urban, Rural, Tribal, Hilly Area, any other (specify))

If the institution has more than one campus, it may submit a consolidated self-study report reflecting the activities of all the campuses.

## 10. Number of affiliated / constituent institutions in the university - NA -

Types of institutions	Total	Permanent	Temporary
Urveda			
Dentistry			
Homoeopathy			
Medicine			
Nursing			
Pharmacy			
Physiotherapy			
Siddha			
Unani			
Yoga and Naturopathy			
Others (specify and provide details)			

## 11. Does the University Act provide for conferment of autonomy to its affiliated institutions? If yes, give the number of autonomous colleges under the jurisdiction of the University.

Yes  No  Number

## 12. Furnish the following information:

Particulars	Number
a. Accredited colleges by any professional body/ies	
b. Accredited course / department by any professional body/ies	
c. Affiliated colleges	1
d. Autonomous colleges	
e. Colleges with Postgraduate Departments	9
f. Colleges with Research Departments	4
g. Constituent colleges	
h. University Departments	
Undergraduate	
Post graduate	
Research centres on the campus and on other campuses	



# Bapuji Dental College & Hospital



Particulars	Number
i. University recognized Research Institutes/Centres	

### 13. Does the institution conform to the specification of Degrees as enlisted by the UGC?

Yes  No

If the institution uses any other nomenclatures, specify.

### 14. Academic programs offered and student enrolment: (Enclose the list of academic programs offered and approval / recognition details issued by the statutory body governing the program)

Programs	Number of Programs	Number of students enrolled
BDS	1	1 <sup>st</sup> Year – 100 2 <sup>nd</sup> Year – 88 3 <sup>rd</sup> Year – 92 4 <sup>th</sup> Year – 70
MDS	9	Oral Medicine – 12 Oral Surgery – 18 Pedodontics – 18 Orthodontics – 18 Periodontics – 18 Conservative & Endodontics – 18 Prosthodontics - 18 Public Health Dentistry – 9 Oral Pathology - 6
DNB	NIL	NIL
Integrated Masters	NIL	NIL
Integrated Ph.D.	NIL	NIL
PharmD.	NIL	NIL
M.Phil.	NIL	NIL
Ph.D.	4	NIL
Certificate	1	NIL



# Bapuji Dental College & Hospital



Programs	Number of Programs	Number of students enrolled
Diploma	NIL	NIL
PG Diploma	NIL	NIL
D.M. / M.Ch.	NIL	NIL
Sub / Super specialty Fellowship	NIL	NIL
Any other (specify)	NIL	NIL
<b>Total</b>	<b>15</b>	<b>485</b>

### 15. Provide information on the following general facilities (campus-wise):

- Auditorium/seminar complex with infrastructural facilities      Yes     No
- Sports facilities
- \* Outdoor      Yes     No
- \* Indoor      Yes     No
- Residential facilities for faculty and non-teaching staff      Yes     No
- Cafeteria      Yes     No
- Health centre
- \* First aid facility      Yes     No
- \* Outpatient facility      Yes     No
- \* Inpatient facility      Yes     No
- \* Ambulance facility      Yes     No
- \* Emergency care facility      Yes     No
- \* Health centre staff      Yes     No
- Qualified Doctor    Full time       Part-time
- Qualified Nurse    Full time       Part-time
- Facilities like banking, post office, book shops, etc.      Yes     No



# Bapuji Dental College & Hospital



- Transport facilities to cater to the needs of the students and staff Yes  No
- Facilities for persons with disabilities Yes  No
- Animal house Yes  No
- Incinerator for laboratories Yes  No
- Power house Yes  No
- Fire safety measures Yes  No
- Waste management facility, particularly bio-hazardous waste Yes  No
- Potable water and water treatment Yes  No
- Any other facility (specify).

## 16. Working days / teaching days during the past four academic years

	Working days				Teaching days			
	Refer table below	Refer table below	Refer table below	Refer table below	Refer table below	Refer table below	Refer table below	Refer table below
Number stipulated by the Regulatory Authority	Refer table below	Refer table below	Refer table below	Refer table below	Refer table below	Refer table below	Refer table below	Refer table below
Number by the Institution	Refer table below	Refer table below	Refer table below	Refer table below	Refer table below	Refer table below	Refer table below	Refer table below

(‘Teaching days’ means days on which classes/clinics were held. Examination days are not to be included.)

Year	2012-13	2013-14	2014-15	2015-16
Working Days	295	297	294	298
Teaching Days	259	240	268	245

**17. Has the institution been reviewed or audited by any regulatory authority? If so, furnish copy of the report and action taken there upon (last four years).**

- Enclosed –





# Bapuji Dental College & Hospital



## 18. Number of positions in the institution

Positions	Teaching faculty						Non-teaching staff	Technical staff
	Professor	Associate Professor/Reader	Assistant Professor	Lecturer	Tutor /Clinical Instructor	Senior Resident		
Sanctioned by the Government								
Recruited								
Yet to recruit	-	-	-	-	-	-	-	-
Sanctioned by the Management/Society or other authorized bodies								
Recruited								
Yet to recruit	-	-	-	-	-	-	-	-
Stipulated by the regulatory authority	16	32		16	39	-	121	53
Cadre ratio	32	24		46				
Recruited								
Yet to recruit								
Number of persons working on contract basis	-	-	-	-	-	-	-	-

## 19. Qualifications of the teaching staff

Highest Qualification	Professor		Associate Professor/Reader		Assistant Professor		Lecturer		Tutor /Clinical Instructor		Senior Resident	
	M	F	M	F	M	F	M	F	M	F	M	F
<b>Permanent teachers</b>	-	-	-	-	-	-	-	-	-	-	-	-
D.M./ M.Ch.	-	-	-	-	-	-	-	-	-	-	-	-
Ph.D./D.Sc./D.Litt/M. D./ M.S., MDS	26	06	05	19	01	01	14	10				
PG (M.Pharm./ PharmD, DNB, M.Sc., MDS., MPT, MPH, MHA)	-	-	-	-	-	-	-	-	-	-	-	-
AB/FRCS/FRCP/ MRCP/MRCS/FDSR CS	-	-	-	-	-	-	-	-	-	-	-	-
M.Phil. (Biostatistician)	01	-	-	-	-	-	-	-	-	-	-	-
UG	-	-	-	-	-	-	-	-	-	-	-	-
<b>Temporary teachers</b>	-	-	-	-	-	-	-	-	-	-	-	-
D.M./ M.Ch.	-	-	-	-	-	-	-	-	-	-	-	-
Ph.D./D.Sc./D.Litt/M. D./ M.S.	-	-	-	-	-	-	-	-	-	-	-	-
PG (M.Pharm./ PharmD, DNB, M.Sc., MDS., MPT, MPH, MHA)	-	-	-	-	-	-	-	-	-	-	-	-
AB/FRCS/FRCP/ MRCP/MRCS/FDSR CS	-	-	-	-	-	-	-	-	-	-	-	-

Highest Qualification	Professor		Associate Professor/Reader		Assistant Professor		Lecturer		Tutor/Clinical Instructor		Senior Resident	
	M	F	M	F	M	F	M	F	M	F	M	F
M.Phil.	-	-	-	-	-	-	-	-	-	-	-	-
UG	-	-	-	-	-	-	-	-	-	-	-	-
<b>Contractual teachers</b>	-	-	-	-	-	-	-	-	-	-	-	-
D.M./ M.Ch.	-	-	-	-	-	-	-	-	-	-	-	-
Ph.D./D.Sc./D.Litt/M. D./ M.S.	-	-	-	-	-	-	-	-	-	-	-	-
PG (M.Pharm./ PharmD, DNB, M.Sc., MDS., MPT, MPH, MHA)	-	-	-	-	-	-	-	-	-	-	-	-
AB/FRCS/FRCP/ MRCP/MRCS/FDSR CS	-	-	-	-	-	-	-	-	-	-	-	-
M.Phil.	-	-	-	-	-	-	-	-	-	-	-	-
UG	-	-	-	-	-	-	-	-	-	-	-	-
<b>Part-time teachers (Medical)</b>	-	-	-	-	-	-	-	-	-	-	-	-
D.M./ M.Ch.	-	-	-	-	-	-	-	-	-	-	-	-
Ph.D./D.Sc./D.Litt/M. D./ M.S.	25	02	01	03	07	03	-	-	02	01	-	-
PG (M.Pharm./ PharmD, DNB, M.Sc., MDS., MPT, MPH, MHA)	-	-	-	-	-	-	-	-	-	-	-	-
AB/FRCS/FRCP/ MRCP/MRCS/FDSR CS	-	-	-	-	-	-	-	-	-	-	-	-

# Bapuji Dental College & Hospital

Highest Qualification	Professor		Associate Professor/Reader		Assistant Professor		Lecturer		Tutor/Clinical Instructor		Senior Resident	
	M	F	M	F	M	F	M	F	M	F	M	F
M.Phil.	-	-	-	-	-	-	-	-	-	-	-	-
UG	-	-	-	-	-	-	-	-	-	-	-	-

## 20. Emeritus, Adjunct and Visiting Professors.

## 21. Distinguished Chairs instituted:

## 22. Hostel

### \* Boys' hostel

- Number of hostels – 1
- Number of inmates
- Facilities

Year	2011-12	2012-13	2013-14	2014-15	2015-16
No. of inmates	475	445	415	396	310

### \* Girls' hostel

- Number of hostels - 5
- Number of inmates
- Facilities

Year	2011-12	2012-13	2013-14	2014-15	2015-16
No. of inmates	80	64	71	77	75

### \* Overseas students hostel

- Number of hostels
- Number of inmates
- Facilities

Year	2011-12	2012-13	2013-14	2014-15	2015-16
No. of inmates	249	277	279	248	223

### \* Hostel for interns



# Bapuji Dental College & Hospital



- **Number of hostels**
- **Number of inmates**
- **Facilities**

**\* PG Hostel**

- **Number of hostels**
- **Number of inmates**
- **Facilities**

**23. Students enrolled in the institution during the current academic year, with the following details:**

Students	UG	PG			Integrated Masters	M.Phil	Ph.D.	Integrated Ph.D.
		PG	DM	MCH				
	*M *F	*M *F	*M *F	*M *F	*M *F	*M *F	*M *F	
From the state where the institution is located	10 27	06 05						
From other states	12 36	11 18						
NRI students								
Foreign students	01 14	00 00						
Total	23 77	17 23						

\*M-Male \*F-Female

**24. Health Professional Education Unit / Cell / Department**

- **Year of establishment: 10-06-2008**
- **Number of continuing education programs conducted (with duration)**
- \* **CDE Programmes – 83 (8 Years)**



# Bapuji Dental College & Hospital



- \* Induction
- \* Orientation
- \* Refresher
- \* Post Graduate

## 25. Does the university offer Distance Education Programs (DEP)?

Yes  No

If yes, indicate the number of programs offered.

Are they recognized by the Distance Education Council?

## 26. Is the institution applying for Accreditation or Re-Assessment?

Accreditation  Re-Assessment

Cycle 1  Cycle 2  Cycle 3  Cycle 4

## 27. Date of accreditation\* (applicable for Cycle 2, Cycle 3, Cycle 4)

Cycle 4: ..... (dd/mm/yyyy), Accreditation outcome/Result .....

Cycle 3: ..... (dd/mm/yyyy), Accreditation outcome/Result .....

Cycle 2: ..... (dd/mm/yyyy), Accreditation outcome/Result .....

Cycle 1: ..... (dd/mm/yyyy), Accreditation outcome/Result .....

\* Enclose copy of accreditation certificate(s) and peer team report(s)

28. Does the university provide the list of accredited institutions under its jurisdiction on its website? Provide details of the number of accredited affiliated / constituent / autonomous colleges under the university.

29. Date of establishment of Internal Quality Assurance Cell (IQAC) and dates of submission of Annual Quality Assurance Reports (AQAR).

IQAC 20-10-2010 ..... (dd/mm/yyyy)

AQAR (i) ..... (dd/mm/yyyy)

(ii) ..... (dd/mm/yyyy)

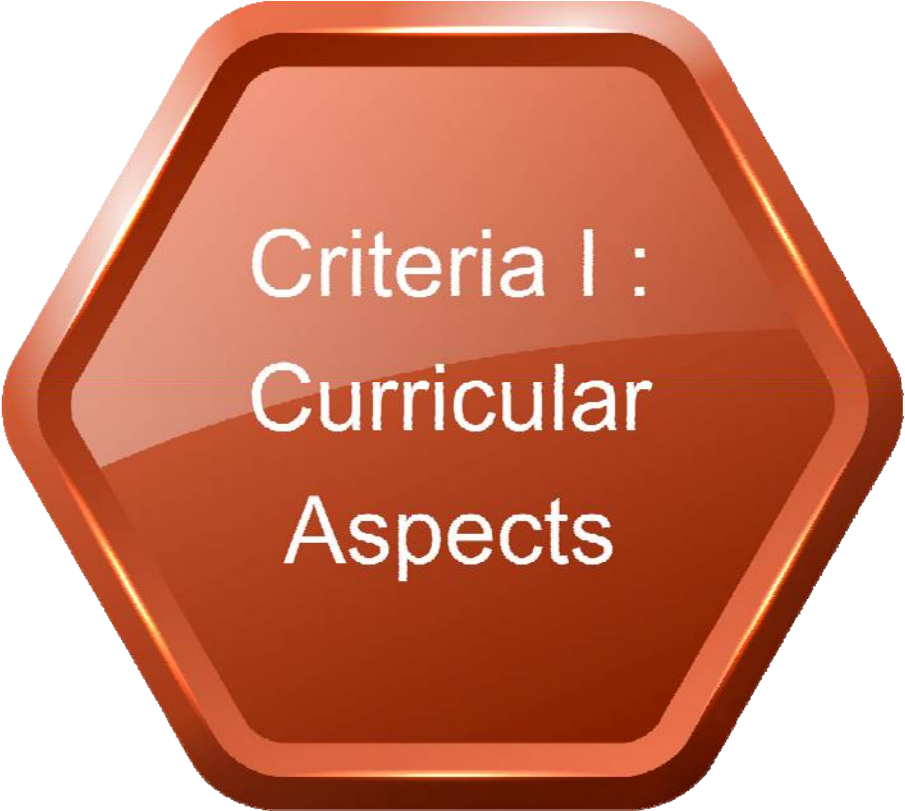
(iii) ..... (dd/mm/yyyy)

(iv) ..... (dd/mm/yyyy)

30. Any other relevant data, the institution would like to include (not exceeding one page).



Criterion-  
wise Inputs



Criteria I :  
Curricular  
Aspects



# Bapuji Dental College & Hospital

## 1.1 Curriculum Planning, Design and Development

### 1.1.1 Does the institution have clearly stated goals and objectives for its educational programme?

Yes.

The goals of the BDS program are to produce a graduate who can do general dental practice involving the prevention, diagnosis and treatment of anomalies and diseases of the teeth, mouth, jaws and associated tissues. The graduate should also understand the concept of community oral health education and be able to participate in the rural health care delivery programs existing in the country.

The goals of the post graduate training are to produce graduates to practice respective specialty efficiently and effectively, backed by scientific knowledge and skills.

### **Objectives are dealt under 3 headings namely Knowledge, Skills and Attitude:**

Both under graduates and post graduates should acquire an adequate knowledge of the scientific foundations on which dentistry is based and good understanding of various relevant scientific methods, principles of biological functions. They should acquire skill to manage various dental problems with positive attitude to human values, ethical practice and communication skills.

### 1.1.2 How are the institutional goals and objectives reflected in the academic programmes of the institution?

The institutional goals and objectives are reflected in the academic programmes of the institution in the curriculum that includes the necessary things pertaining to clinical knowledge and skills in all the disciplines of dentistry. In undergraduate training, students are taught the skills of treatment procedures of various hard tissue diseases and some mucosal lesions also which will enable them to practice effectively. In postgraduate training session the main focus will be on specialty cases management.

### 1.1.3 Does the institution follow a systematic process in the design, development and revision of the curriculum? If yes, give details of the process (need assessment, feedback, etc.).

Yes. As the college is affiliated to Rajiv Gandhi University of Health Sciences Karnataka, the syllabus contains motto of should, good and must to know the subject. Anyhow the curriculum committee of each department decides for an addition of topics like Case based



# Bapuji Dental College & Hospital

learning, problem based learning topics and seminars for the undergraduates. The case based learning topics include some of the interesting and challenging mucosal lesions like premalignant lesions and unusual radiolucencies of the jaws. Problem based learning topics like multiple radiolucencies of jaw, oral manifestations of systemic diseases, lasers in dentistry, innovative surgical techniques, microscopic endodontics, nasoalveolar moulding in cleft patients in pedodontia, implantology etc are included in the curriculum. In addition, postgraduates will be trained in the speciality clinics concerned with management of challenging cases.

Some of the faculty members of the college have contributed by providing inputs to curricular revisions at the national level. Faculty from Oral Medicine and Radiology were invited by the Dental Council of India (DCI)—the regulatory authority of dentistry in the country—as Resource Faculty for the purpose in October 2013.

In addition, the Board of Studies (BoS) constituted by the college's affiliating university—the Rajiv Gandhi University of Health Sciences (RGUHS), Bengaluru, meets regularly to update the curriculum, pattern of examination, evaluation and distribution of marks. Some of the college's faculty members—principal of the college being Dean Faculty of the BoS (Dental) of the RGUHS in 2013 and for undergraduate studies; contributed with authority to the decision-making process therein. Some faculty from the Department of Oral Medicine and Radiology and Othodontics, are currently serving as member on the BoS. These have enabled the college to play a continual role in curriculum designing and development process.

## 1.1.4 How does the curriculum design and development meet the following requirements?

### Community needs

This is achieved by the Public health dentistry sdepartment. The curriculum and the internship programs meet the community needs by means of dental health camps, oral health week and school oral health programs to educate children about good oral hygiene habits. Regular screening and treatment programs for adults are also conducted in urban and rural areas as a part of this program by a mobile dental van. The college has established two health centers one at Channagiri and other at Jagalur and the patients are treated free in these centers. In the department of Oral Medicine and Radiology, free oral cancer screening, tobacco deaddiction programs, complete denture rehabilitation programmes in the name of Danta Bhagya yojana in the department of Prosthodontics have been practised.



## **Professional skills and competencies**

During the course of 5 years of under graduation, the basic sciences, progresses to preclinical and clinical areas and extensive clinical training are attained. Throughout the undergraduate training, the teaching-learning programme comprises of a mix of lecture- and seminar-based theory, hands-on focused preclinical training, and problem- and case-based clinical mentoring.

During the last one-year compulsory rotating internship enables the undergraduate student to experience all clinical streams of dentistry.

The postgraduate students will be posted in medical specialties for about 9 months and they are allowed to carry out their research work in other related specialities. In the speciality of Oral medicine, post graduates are taught to handle some forensic odontology applications by providing legal opinion.

## **Research in thrust/emerging areas**

As per RGUHS schedule, post graduates must complete a research project—a dissertation—in partial fulfillment of their Masters Degree. . In addition to ongoing staff research in each department, undergraduates are also encouraged to carry out ICMR research under the guidance of the staff. Recently IDA is encouraging the undergraduates by providing financial assistance to some selective research projects.

## **Innovation**

The incorporation of Information and Communication Technology (ICT) in the teaching methods, naso alveolar moulding, lasers, use of microscopes in the endodontics, early detection of oral cancer, tobacco interventions, treatment of TMJ disorders are the innovations.

## **Employability**

For employability, Career guidance, entrepreneurship and practice management talks are regularly organized for undergraduates and post graduates and also CDE programs on these subjects.

### **1.1.5 To what extent does the institution use the guidelines of the regulatory bodies for developing and/or restructuring the curricula? Has the institution been instrumental in leading any curricular reform which has created a national impact?**

The curriculum committee decides to implement the changes in the curriculum by the inputs. Some of the faculty attended the workshops conducted by DCI regarding the curricular reform and has made valuable inputs. Two of the faculty attended the national



# Bapuji Dental College & Hospital

workshop conducted by DCI and recommended the addition of forensic odontology as a separate branch in BDS course and the subject to be taught by the department of oral medicine and oral pathology. This was approved by regulatory bodies and to be passed by government gazette.

## **1.1.6 Does the institution interact with industry, research bodies and the civil society in the curriculum revision process? If so, how has the institution benefitted through interactions with the stakeholders?**

Yes. From dental camps and patient feedback system, this system makes the curriculum committee to initiate the enrichment process.

## **1.1.7 How are the global trends in health science education reflected in the curriculum?**

The current Global trends like the early detection of oral cancer by special staining procedures, habit counseling, use of lasers, Nasoalveolar molding techniques, microscopic endodontics, implantology course modules have been offered.

## **1.1.8 Give details of how the institution facilitates the introduction of new programmes of studies in its affiliated colleges.**

Based on the need assessment of the customers particularly the students and their parents, need to start new program is ascertained by associate dean academic. The college applies to regulatory authorities - affiliating university / national apex body / state government permissions. Once necessary permission are availed appropriate man power are recruited infra structure upgraded and equipment are purchased. The college then applies in the prescribed format to the concerned regulatory authorities. The authorities visit the campus and ascertain the availability of the sources to start new program and suggest improvement if any. Once these are complied permission is given to start the new program.

## **1.1.9 Does the institution provide additional skill-oriented programmes relevant to regional needs?**

Yes, these include nasoalveolar moulding in the department of pedodontia and lingual orthodontics (2013), use of microscopy aided endodontics, early oral cancer detection, tobacco habit intervention and counseling.



# Bapuji Dental College & Hospital



## 1.1.10 Explain the initiatives of the institution in the following areas:

### **Behavioral and Social Science.**

There is a Behavioral and Social Science student counseling committee, headed by the Medical College, which will enable the students to face the situations and effectively manage them.

### **Medical Ethics/Bio Ethics/Nursing Ethics.**

Ethical dental practice is strictly implemented during the course.

Students are also taught the various aspects related to maintaining patient privacy and confidentiality.

There is a clear declaration of quality policies regarding the treatment procedures in all the departments. As a matter of ethical and legal obligation, and in keeping with the patient consent forms before any surgical procedure and biopsy procedures, confidentiality of all interactions between dentist and patient is maintained. There is a college ethical committee for research purpose which keeps check on ethical aspects of the research projects undertaken in the college.

### **Practice Management towards curriculum and/or services.**

The lectures are delivered by external experts on advances useful in practice management that facilitate contemporary dental practice.

### **Orientation to research.**

College has appointed a Biostatistician to facilitate research work carried out by undergraduate, postgraduate students and staffs, who are encouraged to carry out research, the former during III BDS under Public Health Dentistry, ICMR and IDA funded, and the latter through an RGUHS-organized module in I MDS. The workshops and didactic lectures on research methodology have been conducted very often for the benefit of students.

### **Rehabilitation.**

Prosthetic rehabilitation with help of medical colleges, like provision of prosthesis for surgical cases, stent fabrication and implant placement are the part of rehabilitation. There is tobacco cessation clinic in the department of Oral medicine where in the counseling will be done for the patient with tobacco associated lesions.

The slow learners are provided with academic and personal counseling to optimize their academic performance. Remedial drill for underperformers will be carried out by the mentors. The student mentor interaction is followed by parent teacher interaction.



## **Ancient scriptural practices.**

Ancient scriptural practices are mainly through the display of oldest dental equipments like the dental hand piece, digital camera and other accessories displayed in the museum of Public health dentistry and some departments.

## **Health Economics.**

The college campus is a non-smoking zone and designated as a Tobacco Intervene center with the institution being recognized as trained tobacco intervene center certified by IDA. The counseling by the trained ones will be conducted at the department of Oral Medicine and Radiology. In addition College is 'Gutkha-free Zone'. Infection control protocols ensure optimized asepsis. There is a provision of Hepatitis B Vaccination which are be instituted in the first year BDS and booster dose provision for PG students. There is an institution of hostel workers welfare fund for the benefit of the hostel/garden workers.

## **Medico legal issues**

As the curriculum includes these under lectures on the Indian Constitution (I BDS) and Forensic Odontology (III and IV BDS), students become aware of medico legal issues. Also, the department of Oral medicine and Radiology is rendering opinions in the form of age estimation and sex determination in collaboration with Forensic medical sciences, JJM Medical college .

## **Enhancement of quality of services and consumer satisfaction**

The college's initiation to enhance the quality of service begins with the patient feed back system and addressing the grievances.

### **1.1.11 How does the institution ensure that evidence based medicine and clinical practice guidelines are adopted to guide patient care wherever possible?**

The prescribed syllabi include the recent evidence-base in disease diagnosis and treatment modalities which are of importance, and which students must know in addition to evidence-based dentistry.

### **1.1.12 What are the newly introduced value added programmes and how are they related to the internship programmes?**

Various workshops, Seminars and guest lectures on career options for dentists have been organized in the college like Lasers in oral surgery, endodontics, periodontia, rotary endodontics, Nasoalveolar moulding in pedodontia, Cancer screening , Special staining procedure in Oral pathology, Conscious sedation in pedodontia clinic, Temporomandibular



# Bapuji Dental College & Hospital

disorder treatment procedures, Tobacco intervention, MBT course in orthodontics, Cleft and orthognathic surgeries, Platelet rich fibrin product usage in the pedodontia clinic and implantology courses.

## **1.1.13 How does the institution contribute to the development of integrated learning methods and Integrated Health Care Management?**

- Vertical and horizontal integration of subjects taught.**
- Integration of subjects taught with their clinical application.**
- Integration of different systems of health care (Ayurveda, Yoga, Unani, Homeopathy, etc.) in the teaching hospital.**

During the first two years, basic medical and dental sciences, and paraclinical subjects cover the respective clinical relevance, ensuring vertical integration of the subjects and remaining years of the program provides the clinical exposure.

## **1.1.14 How is compatibility of programmes with goals and objectives achieved with particular reference to priority of interface between Public Health, Medical Practice and Medical Education?**

From the department of Public health dentistry, regular health camps are conducted. Invited guest speakers from medical institution impart knowledge about the recent concepts in medical education like Basic life support and infection control through CDE programs.

## **1.2 Academic Flexibility**

### **1.2.1 Furnish the inventory for the following:**

Programmes offered on campus include the Bachelor of Dental Surgery (BDS) and the Master of Dental Surgery (MDS)—both under the college's affiliation to the Rajiv Gandhi University of Health Sciences.

In addition, certificate courses on Endodontics and Oral Implantology, under the aegis of the Indira Gandhi National Open University (IGNOU), and certificate course on implantology are also offered on-campus.

At the postgraduate level, however, the choice is more diverse. It includes the nine recognised Masters in Dental Surgery programmes:

1. Oral Medicine and Radiology
2. Oral Surgery
3. Paediatric Dentistry

4. Orthodontics
5. Periodontics
6. Conservative Dentistry and Endodontics
7. Prosthodontics
8. Oral Pathology
9. Public Health Dentistry

Students can undergo training in Oral Implantology. The college was recognised as a centre for Postgraduate Diploma Courses in Endodontics, is offered in association with Indira Gandhi National Open University and was approved by the DCI, about 9 batches of students graduated between June 2011 and June 2013.

In March 2013, the college was recognized by the RGUHS as a “Research Centre to carry out research work leading to award of PhD Degree” in the specialty of Oral Medicine and Radiology, Periodontics, Orthodontics and Pedodontia.

### **Overseas programmes offered on campus**

The college offers short-term courses/modules in collaboration with the Malaysian government like CBCT workshops, which are optional.

## **1.2.2 Give details on the following provisions with reference to academic flexibility**

### **a. Core options**

The dental curriculum of the BDS and MDS courses are ‘core’ options as per RGUHS and DCI regulations.

### **b. Elective options**

Applicable to Postgraduates.

### **c. Bridge course**

The college offers Kannada language course for Malaysian students and English course for local rural students. For MDS, there is an elective bridge courses in collaboration with manipalmelaka center, Melaka University, Malaysia which is optional.

### **d. Enrichment courses**

Enrichment courses are problem based learning, case based learning, journal clubs, lasera plications, rotary endodontics, workshops on teaching and learning methodologies.

### **e. Credit accumulation and transfer facility**

Not applicable.

### **f. Courses offered in modular form**





# Bapuji Dental College & Hospital



Courses offered in modular form include hands-on programmes in oral implantology, endodontics, under the aegis of the IGNOU, was also in modular form.

## **g. Lateral and vertical mobility within and across programmes, courses and disciplines and between higher education institutions**

Mobility between higher education institutes is possible for students who desire a transfer, as per the rules laid down by the state government and the affiliating university.

## **h. Twinning programmes**

Not applicable

## **i. Dual degree programmes**

No dual degree programmes are offered by the college.

## **1.2.3 Does the institution have an explicit policy and strategy for attracting students from:**

### **Other states?**

Student selection is from COMED-K Test, and the other conducted by the State Government (K-CET). At the undergraduate level, students from around India are eligible to gain admittance to the college by writing the COMED-K test; at the postgraduate level, students from other states become eligible to gain admittance to the college by writing both tests.

However, the Management publishes invitation for admission in all leading national daily newspapers within and outside the state prior to commencement of the academic year.

### **Socially and financially backward sections**

Students from socially and financially backward sections of the society get the opportunity to gain admission to the college—both at an undergraduate and postgraduate level—by appearing for the K-CET. Their fees are reimbursed after the course by the government. Some students have been given financial assistance by the college.

### **International students?**

Management publishes invitation for admission to the BDS and MDS courses in regional and National newspapers prior to commencement of the academic year; each year 15 students from Malaysia get admission sponsored by the government of Malaysia and also some private sector.

## **1.2.4 Does the institution offer self-financing programmes? If yes, list them and indicate if policies regarding admission, fee structure, teacher qualification and salary**



## are at par with the aided programmes?

All the programs offered by the institution are self financing programmes. The policies regarding admission, fee structure, teacher qualification and salary are as per directions and guidance of the regulatory authorities.

## 1.2.5 Has the institution adopted the Choice Based Credit System (CBCS)/credit based system? If yes, for how many programmes? What efforts have been made by the institution to encourage the introduction of CBCS in its affiliated colleges?

Not applicable

## 1.2.6 What percentage of programmes offered by the institution follow:

- . Annual system
- . Semester system
- . Trimester system

Annual system

## 1.2.7 How does the institution promote multi/inter-disciplinary programmes? Name a few programs and comment on their outcome.

The college has a culture of multi/inter-disciplinary collaborations in its teaching-learning activities, research and patient care. For example:

The Oral Medicine postgraduate students are posted for 9 months duration in medical college in the form of peripheral postings.

The Faculty members of Oral Medicine and Orthodontics along with technicians and students routinely collaborate in treatment planning and splint fabrication for orthognathic surgery; Orthodontics also coordinates with the department of Prosthodontics and Oral Medicine in splint fabrication in the treatment of patients with temporomandibular disorder and bruxism.

The appropriate consultations are obtained from both within and outside the specialities.

Oral Pathology MDS students have postings in Oral Medicine and Radiology, as well as Anatomy and Physiology departments of the Medical College. Some of the postgraduate's carryout research with the help of scientific laboratories attached to medical college and Engineering College by utilizing their equipments.

# Bapuji Dental College & Hospital

## **1.2.8 What programmes are offered for practicing health professionals for skills training and career advancement?**

Workshops and certificate courses in the branch of Orthodontics, on Oral Implantology and Aesthetic Dentistry are organized by the college and also in continued Collaboration with the local branch of the Indian Dental Association (IDA). The college has also organized several continual dental education (CDE) programmes for enhancing professional skills of private practitioners.

## **1.3 Curriculum Enrichment**

### **1.3.1 How often is the curriculum of the institution reviewed and upgraded for making it socially relevant and/or skill oriented / knowledge intensive and meeting the emerging needs of students and other stakeholders?**

DCI and RGUHS formulate the changes and upgrade the curriculum as and when required that in tune with recent trends and updates and considers social relevance, practical skills, and is intense knowledge-wise, meeting the emerging needs of students and other stakeholders.

### **1.3.2 During the last four years, how many new programmes were introduced at the UG and PG levels? Give details.**

Nil

#### **Programmes in emerging areas**

Postgraduate students and interns are encouraged to enroll in modular courses in oral implantology and gain training on clinical material. In addition, postgraduate students are provided training in the use of LASERS in periodontal surgery—this extends to theoretical concepts, hands-on practical exposure in clinics, as well as its assessment through research. As mentioned, the college offers a unique specialty clinical exposure for students in TMJ disorders, tobacco intervention and early detection of oral cancer.

### **1.3.3 What are the strategies adopted for the revision of the existing programmes? What percentage of courses underwent a syllabus revision?**

The strategies that are adopted for revision of existing program include

- Subscription of various national and international journals to keep pace with the advancements in the specialty.
- Collection and assessment of feedback obtained from student, faculty and from various

# Bapuji Dental College & Hospital

national and international dignitaries in the specialties, which inturn will be discussed in the meetings held at university for their approval and implications.

## 1.3.4 What are the value-added courses offered by the institution and how does the institution ensure that all students have access to them?

As already mentioned, the value-added courses such as in oral implant treatment, rotary endodontics, aesthetic dentistry etc are offered.

To ensure maximum participation the steps taken include

- a) Announcement of detailed schedule of the program is given well in advance
- b) Regular mailing to students and alumni informing them of such programs
- c) Registration fees kept minimal.

## 1.3.5 Has the institution introduced skills development programs in consonance with the national health programmes?

Yes, the college has organized several programmes and/or undertaken initiatives that are in consonance with the national health programs. For example, World Aids Day, the annual commemoration of the World Anti-Tobacco Day, emphasizes on cancer prevention and care, oral cancer awareness and prevention programs in conjunction with IDA local branch, Davangere.

## 1.3.6 How does the institution incorporate the aspects of overall personality development addressing physical, mental, emotional and spiritual well being of the student?

The college has a physical education director and a sports committee. The college has outdoor sports grounds, indoor games complex. The students use the sports facilities extensively. Further, the students residing in the hostels are provided with healthy, nutritious and balanced diet. There is a provision of gymnasium for boys and girls separately.

### **Spiritual growth**

The students rejoice their religious festivals on respective days in the college premises along with the staff. They have taught yoga by regularly conducting classes.

**Mentorship System:** Ever student has a specific mentor. Any problem faced by the student be it personal, academic or any other, the students can approach their mentor and discuss their problems to which a best possible solution is suggested.

- d) Sexual Harassment elimination committee: conducts relevant lectures often and takes

all the complaints seriously and relevant actions are taken.

- e) Physical activities: in form of outdoor games.
- f) Regular emotional development programs are conducted to enhance the students EQ.

### **1.3.7 Does the curriculum provide for adequate emphasis on patient safety, confidentiality, rights and education?**

Yes, the college has standard and comprehensive infection control policy by adapting to the standard aseptic and sterilization procedures in the interest of patient safety. The departments have display of charts depicting precautionary and safety measures in handling patients. Many of the equipments are calibrated and well maintained by the staff. There are radiation safety measures in the oral medicine and radiology departments and the college has adopted the stringent guidelines of Atomic Energy Regulatory Board (AERB) certified up to the year 2015.

There are protocols which address the maintenance of patient confidentiality, patient rights and patient education concerning different aspects of oral treatment.

#### **Patient confidentiality**

The patient consent forms, confidentiality of the diagnosis and treatment are maintained. Further, the patient confidentiality are maintained in case discussions, dissertation/thesis and paper presentations. The students are under constant supervision during the patient management by well trained staff in the department and each patient is taken at most care both by the student and the staff. Regular follow-ups have been monitored by the staff and students as well as documented in a confidential manner.

#### **Patient Education**

The students prepare various oral health education models, charts and boards and displayed in the museum of Public Health Dentistry. The department of oral medicine and radiology has a well-established tobacco cessation clinic and program with slides, videos and specimens for effective patient education. The department of public health dentistry, dept of prosthodontics and dept of oral pathology are equipped with oral health care educative materials. The mobile dental van is equipped with a giant LCD television to screen the various oral health care measure videos in the oral health camps.

### **1.3.8 Does the curriculum cover additional value systems?**

The curriculum covers additional value systems like personality development programs, use of advanced imaging procedures to diagnose the diseases and oral cancer screening training procedures etc.



## 1.4 Feedback System

### 1.4.1 Does the institution have a formal mechanism to obtain feedback from students regarding the curriculum and how is it made use of?

Yes. There is a provision of online feedback system wherein the students can give their feedback after every lecture or discussion. Periodic overall assessment of the feedback is carried out and accordingly changes like innovative teaching methodologies have been incorporated.

### 1.4.2 Does the institution elicit feedback on the curriculum from national and international faculty? If yes, specify a few methods such as conducting webinars, workshops, online discussions, etc. and their impact.

Yes. Regular feedback is collected from Department staff and Alumni who now work as prominent clinicians or staff in other esteemed institutions. Also interaction with prominent National and International faculty is carried out in the annual conferences and conventions. Inculcation of some modifications in teaching ,learning methodologies have been carried out based on exchange of information through advanced digital technology like e- mails, feedback from the webinars and online discussions. These are discussed in the departmental staff meeting; impact and feasibility of the suggestions are discussed, and eventually modifications in teaching methods and syllabus are carried out.

### 1.4.3 Specify the mechanism through which affiliated institutions give feedback on curriculum and the extent to which it is made use of.

Faculty members participate in various national and international gatherings and interact with eminent specialists regarding the modifications of the curriculum and some decisions like the incorporation of Forensic odontology as a separate branch are waiting for approval from regulatory bodies.

### 1.4.4 Based on feedback, what are the quality sustenance and quality enhancement measures undertaken by the institution in ensuring the effective development of the curricula?

For tougher topics, group discussion and viva voices are conducted to ensure thorough understanding of the subject. A problem based learning model and seminars and group discussions are being incorporated within the teaching programme. Some advanced techniques such as use of lasers for soft tissue surgeries, dental implant based surgeries, PRF



# Bapuji Dental College & Hospital



preparation and usage; clinical demonstrations to students are given. For post graduates, mock surgeries on animal models are carried out to improve their hand eye co-ordination as well as to get them a feel of tissues before actually operating on patients.

## **1.4.5 What mechanisms are adopted by the management of the institution to obtain adequate information and feedback from faculty, students, patients, parents, industry, hospitals, general public, employers, alumni and interns, etc. and review the activities of the institution?**

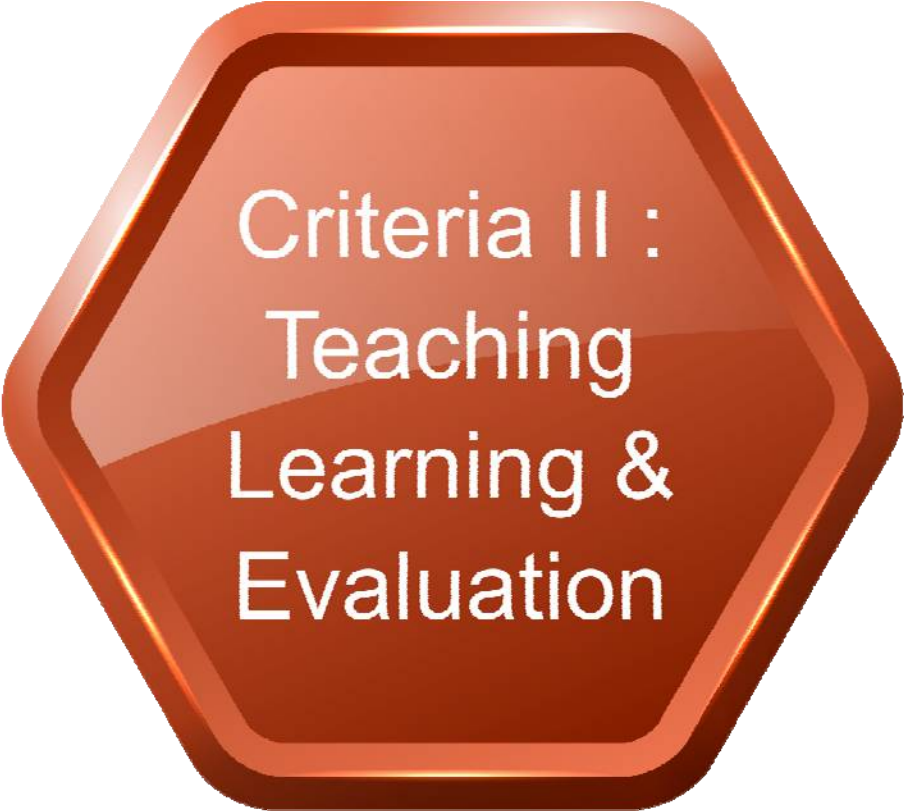
There is an online feedback system in the college.

After every lecture students can give their feedback for that particular lecture and overall assessment of the feedback is carried out. Based on that, the lectures are modeled for the future. Parents are free to give feedback/suggestions to the department regarding the teaching methods and these are assessed periodically.

Every patient coming to the department is asked to fill a feedback form in which he can write about the quality of treatment received, understanding of the patient's condition and the treatment being provided to him as well as any complains they would like to register. These forms are collected, assessed periodically and relevant actions are taken.

Regular feedback is collected from staff and based on their suggestions modifications in teaching methods and syllabus are carried out. Periodic suggestions from alumni serving in the pioneer national and international institutes are collected and utilized to improve the teaching and enhance the curriculum.

Feedback is also obtained from the alumni through inputs during the gatherings like national conferences, CDE programs and alumni meet, some are maintained in the department.



Criteria II :  
Teaching  
Learning &  
Evaluation





# Bapuji Dental College & Hospital



## 2.1 Student Enrolment and Profile

### 2.1.1 How does the institution ensure publicity and transparency in the admission process?

#### Publicity in admission process

- Through College website
- Prospectus
- News paper notifications
- Any Other ( Specify):- As Bapuji Dental College And Hospital is situated in the center of the Karnataka , there is an optimal inflow of patients for treatment that gives good exposure for students to acquire necessary skills;
- word of mouth from alumni has also been very effective in bringing in new students.

### 2.1.2 Explain in detail the process of admission put in place by the institution. List the criteria for admission: (e.g.: (i) merit, (ii) merit with entrance test, (iii) merit, entrance test, aptitude and interview, (iv) common entrance test conducted by state agencies and national agencies (v) any other criteria (specify).

Bapuji Dental College And Hospital is affiliated to Rajiv Gandhi University of Health Sciences. Admissions of students for BDS and MDS courses are done under three different sections:

#### Admission to Undergraduate program:

The institute has an intake of 100 undergraduate students every year. 35 students are admitted through Common Entrance Test (CET) of Karnataka Examination Authority by Government of Karnataka. 45 students are admitted through Entrance Test conducted by Consortium of medical, Engineering and Dental colleges of Karnataka (COMED-K).

The remaining 20 admissions are through the institutional quota. Management 5seats & NRI 15 seats.

**1. CET Admissions:** -Thirty five percent of admissions are through Common Entrance Test (CET) of Karnataka Examination Authority conducted by Government of Karnataka for candidates with Karnataka domicile. As per regulations of Dental Council of India (DCI) the student must have passed 2nd PUC or 10+2 examination with minimum of 50% marks in Physics, Chemistry and Biology as the compulsory subjects for admission under General



# Bapuji Dental College & Hospital



Merit (GM) Category. For student under OBC and SC/ST category, the candidate must have secured minimum of 40% marks in Physics, Chemistry and Biology as the compulsory subjects. All admissions are made through centralized counseling process conducted by the Karnataka examination authority based on CET rank list.

**2. COMED-K Admissions:** - Forty five percent of admissions are through entrance test conducted by consortium of Medical, Engineering and Dental colleges of Karnataka (COMED K) a Private state agency. The admissions under this section are open to candidates with Karnataka state Domicile and for candidates of Non-Karnataka origin. As per regulations of Dental Council of India (DCI) the student must have passed 2nd PUC or 10+2 examination or any other Equivalent qualifying examination recognized by Government of Karnataka with minimum of 50% marks in Physics, Chemistry and Biology as the combination subjects for admission under General Merit (GM) Category. For student under OBC and SC/ST category, the candidate must have secured minimum of 40% marks in Physics, Chemistry and Biology as the compulsory subjects. Admissions are made through centralized counseling process conducted by the COMED K based on the rank list published by COMED K.

**3. Institutional Quota Admissions:** - Twenty percent of admissions are done under Institutional preference quota through an admission process put in place by the College Council based on criteria set by Dental council of India.

## **Admission to Postgraduate program:-**

The institute has an intake of 45 postgraduate students every year. 15 students are admitted through Post graduate Common Entrance Test (PGET) conducted by Government of Karnataka. 19 students are admitted through Entrance Test conducted by Consortium of Medical, Engineering and Dental colleges of Karnataka (COMED-KPGET). The remaining 11 students' admission is through the institutional quota.

**1. PGET Admissions** - 15 students are admitted through Post graduate Common Entrance Test (PGET) Government of Karnataka. The admissions under this section are open to BDS graduates with Karnataka state Domicile. To seek admission under PGET Quota, the candidate should appear for entrance examination and should have completed the rotary



# Bapuji Dental College & Hospital



internship. The Government announces the PGET rank list on its website. Admissions are made from centralized counseling process conducted based on PGET rank list.

**2. COMED-K PGET Admissions – 19** students are admitted through Post graduate entrance test conducted by Consortium of Medical, Engineering and Dental colleges of Karnataka (COMED K PGET), a Private state agency. The admissions under this section are open to BDS graduates with Karnataka state Domicile and for graduates with Non Karnataka origin. To seek admission under COMED K Quota, the candidate should appear for entrance examination and should have completed the rotatory internship. After announcement of COMED-K PGET rank list on the COMED K website, admissions are made through centralized counseling process conducted by the COMED K agency based on COMEDK PGET rank list.

**3. Institutional Quota Admissions:-11 students are admitted through Management / NRI -** admission to MDS courses is made based on the score obtained in COMED-K /PGET.As per regulations of Dental Council of India (DCI) the candidate must have secured minimum of 50% marks in post graduate entrance examination for admission under General Category. For admission under OBC and SC/ST category, the candidate must have secured minimum of 40% marks in Post graduate entrance examinations. The institute prepares a new rank list of candidates who apply for admission to MDS courses in our institution under institutional quota , based on PGET and COMED-K PGET scores. Preference is given to candidates with seniority to pick the subject of their interest. The names of the candidates selected for the different specialties of the MDS program are displayed on the college website.

Categories	Marks Considered for Admission to BDS and MDS courses
As per Dental Council of India-Revised Regulations	
SC/ST	40 %
OBC	40 %
General	50%



# Bapuji Dental College & Hospital



## BDS Admission per year-100

2010-16

Seat Matrix for admissions to BDS course

COMEDK - CETG-KCET

45 % OF ADMISSIONS COMEDK STUDENTS	35% OF ADMISSIONS CET STUDENTS	20% OF ADMISSIONS MANAGEMENT & NRI STUDENTS
--	--------------------------------------	--

## MDS Admission per year 45

Seat Matrix for admissions to MDS course--2010-16

42 % OF ADMISSIONS COMEDK K STUDENTS	33% OF ADMISSIONS PGET STUDENTS	25% OF ADMISSIONS MANAGEMENT & NRI STUDENTS
---	--	--

### 2.1.3 Provide details of admission process in the affiliated colleges and the university's role in monitoring the same.

The admission of CET and PGET students are done through centralized counseling conducted by Karnataka Examination Authority that is monitored by Government of Karnataka. The students from COMED-K too are admitted through a centralized mechanism. The students for Institutional Preference quota are given admission based on an internal ranking mechanism of the above entrance examinations that is monitored by the Principal and the College Council.

### 2.1.4 Does the institution have a mechanism to review its admission process and student profile annually? If yes, what is the outcome of such an analysis and how has it contributed to the improvement of the process?

Yes,

The institute has a mechanism to review its admissions to BDS and MDS program annually. The percentage of marks secured in qualifying examinations by the candidate is assessed to know the variation in the quality of students admitted. The students with the highest and lowest scores are identified and these scores are used as an indicator by the College Council

to take necessary steps to further improve the quality of students admitted for under- and post- graduate programs.

Percentage of marks secured in qualifying examinations for the academic year 2011-12								
Sl. no.	PGET/CET		COMED-K/ COMED-K PGET		SC/ST/OBC		INSTITUTIONAL QUOTA (COMED-K/ CET/PGET)	
	Highest	Lowest	Highest	Lowest	Highest	Lowest	Highest	Lowest
UG	2711	12009	2137	8406	9239	12009	--	--
PG	13	575	10	295	343	575	1566	3401

Percentage of marks secured in qualifying examinations for the academic year 2012-13								
Sl. no.	PGET/CET		COMED-K/ COMED-K PGET		SC/ST/OBC		INSTITUTIONAL QUOTA (COMED-K/ CET/PGET)	
	Highest	Lowest	Highest	Lowest	Highest	Lowest	Highest	Lowest
UG	2816	15713	4267	15166	9559	15713	--	--
PG	20	597	19	362	770	802	822	3836

Percentage of marks secured in qualifying examinations for the academic year 2013-14								
Sl. no.	PGET/CET		COMED-K/ COMED-K PGET		SC/ST/OBC		INSTITUTIONAL QUOTA (COMED-K/ CET/PGET)	
	Highest	Lowest	Highest	Lowest	Highest	Lowest	Highest	Lowest
UG	2527	18963	3589	12585	8901	18693	--	--
PG	09	1261	03	505	937	1261	424	3133

<b>Percentage of marks secured in qualifying examinations for the academic year 2014-15</b>								
Sl. no.	PGET/CET		COMED-K/ COMED-K PGET		SC/ST/OBC		INSTITUTIONAL QUOTA (COMED-K/ CET/PGET)	
	Highest	Lowest	Highest	Lowest	Highest	Lowest	Highest	Lowest
<b>UG</b>	2435	20376	3154	7583	10786	20376	13715	19457
<b>PG</b>	10	751	01	4183	608	735	2154	3347
<b>Percentage of marks secured in qualifying examinations for the academic year 2015-16</b>								
Sl. no.	PGET/CET		COMED-K/ COMED-K PGET		SC/ST/OBC		INSTITUTIONAL QUOTA (COMED-K/ CET/PGET)	
	Highest	Lowest	Highest	Lowest	Highest	Lowest	Highest	Lowest
<b>UG</b>	2437	12266	3720	8849	8663	12266	7068	22480
<b>PG</b>	17	728	9	982	683	683	1289	2140

**2.1.5 What are the strategies adopted to increase / improve access for students belonging to the following categories:**

- \* **SC/ST**
- \* **OBC**
- \* **Women**
- \* **Persons with varied disabilities**
- \* **Economically weaker sections**
- \* **Outstanding achievers in sports and other extracurricular activities**

**SC/ST and OBC:** The policy of the State Government is to provide adequate reservation to weaker sections of the society (Category-I Economically weaker section, Category IIA, IIB, IIIA, IIIB). These reservations are provided in both CET/PGET seat matrix during centralized counseling process.

**Women:** The student admission statistics and the number of female candidates clearly indicates the substantial amount of importance given to women in the institution.

**In-service students:** The PGET provides reservations in post-graduate program for a candidates working in Government health sector, to increase the health care facility at Community Health Centers.

## 2.1.6 Number of students admitted in the institution in the last four academic years:

### Admission to BDS

Categories	Year 1 (2011)		Year 2 (2012)		Year 3 (2013)		Year 4 (2014)		Year 4 (2015)	
	Male	Female	Male	Female	Male	Female	Male	Female	Male	Female
SC	00	03	02	03	00	04	01	02	00	02
ST	01	00	01	00	00	01	00	01	00	01
OBC	04	15	02	11	04	13	04	13	04	16
General	23	54	32	49	23	55	23	52	18	59
<b>TOTAL</b>	<b>28</b>	<b>72</b>	<b>37</b>	<b>63</b>	<b>27</b>	<b>73</b>	<b>28</b>	<b>68</b>	<b>22</b>	<b>78</b>
	100		100		100		100		100	

### Admission to MDS

Categories	Year 1 (2011)		Year 2 (2012)		Year 3 (2013)		Year 4 (2014)		Year 5 (2015)	
	Male	Female	Male	Female	Male	Female	Male	Female	Male	Female
SC	01	01	02	00	01	01	01	02	01	00
ST	00	00	00	00	00	00	00	01	00	00
OBC	03	02	02	03	00	03	00	05	02	03
General	20	18	14	24	17	21	10	23	13	21
<b>TOTAL</b>	<b>24</b>	<b>21</b>	<b>28</b>	<b>27</b>	<b>18</b>	<b>25</b>	<b>11</b>	<b>31</b>	<b>16</b>	<b>24</b>
<b>GRAND TOTAL</b>	45		45		43		42		40	

**2.1.7 Has the university conducted any analysis of demand ratio for the various programs of the university departments and affiliated colleges? If so, highlight the significant trends explaining the reasons for increase / decrease.**

University does not conducted any analysis of demand ratio

## **2.1.8 Were any programs discontinued/staggered by the institution in the last four years? If yes, specify the reasons.**

Yes, IGNOU in conservative and endodontic has been discontinued

## **2.2 Catering to Student Diversity**

### **2.2.1 Does the institution organize orientation / induction program for freshers? If yes, give details such as the duration, issues covered, experts involved and mechanism for using the feedback in subsequent years.**

Yes.

- Orientation day program details like
  1. Circular
  2. Duration
  3. Topic covered
  4. Invitation or registrar / attendance for parents
  5. White coat ceremony.

The institution organizes orientation program for undergraduates for duration of three hours each.

The undergraduate program includes welcome speech by principal briefing about college, available infrastructure, subjects covered in each academic year, also introduces staff members. Principal emphasizes that ragging is strictly prohibited in college campus and it is a punishable offence followed by white coat ceremony

### **2.2.2 Does the institution have a mechanism through which the “differential requirements of the student population” are analyzed after admission and before the commencement of classes? If so, how are the key issues identified and addressed?**

After the students are admitted, initially they are observed for a month to assess their academic performance, interest and professional skills. After assessing above said parameters and taking into account the previous qualifying examination marks, remedial classes are arranged to guide and mentor them to overcome their short comings.





## **2.2.3 How does the institution identify and respond to the learning needs of advanced and slow learners/?**

The students are from different category, based on admission, any differences among students in learning, identified by mid-diagnostic survey by each teacher. Through mid-diagnostic survey the slow and advanced learners are identified. Remedial drill is initiated by the concerned teacher in the form special classes, repetition of postings, home assignments and counseling. Advanced learners are given challenging tasks as enrichment courses. The outcome impact on underperformers is evaluated for continuous improvement. Slow learners are identified after the first internal assessment examination. In each department, a mentor is assigned for a group of three students.

For Advanced learners are given special assignments for improving their theoretical knowledge and practical skills.

Further advanced learners are encouraged to take up a short research studies and participate in competitions at various levels.

## **2.2.4 Does the institution offer bridge / remedial/ add-on courses? If yes, how are they structured into the timetable? Give details of the courses offered, department wise/ faculty-wise?**

Each department is identified with different need from different students and depending on those needs remedial drill and various enrichment courses are conducted.

- 1-College provide biostatistics bridge courses for post graduates students.
- 2-College provide certificate course in ICOI. FOR 1 YEAR
- 3- 66 enrichment courses are conducted in college.

## **2.2.5 Has the institution conducted any study on the academic growth of students from disadvantaged sections of society, economically disadvantaged, differently-abled, etc.? If yes, what are the main findings?**

Circulars regarding scholarships obtained from Government and semi government are displayed on college notice board

The institute considers the differently-abled as physically challenged and gifted child. However facilities like wheel chair and physical assistance wherever required is provided on priority.

# Bapuji Dental College & Hospital

## **2.2.6 Is there a provision to teach the local language to students from other states/countries?**

The Kannada & English classes are arranged for students from other states and countries. It helps them to improve language proficiency, interact with the patients for recording their case history and maintain a good rapport.

## **2.2.7 What are the institution's effort to teach the students moral and ethical values and their citizenship roles?**

RGUHS curriculum includes Ethics in Dentistry for both undergraduates and postgraduates. This helps the students to incorporate good moral and ethical values for their holistic development.

- 1-THE College also conducts courses in Indian citizenship act.
- 2- Different orientation programme for UG & PG.
- 3-national festivals are celebrated within the college.
- 4- swach bharrath abhiyaan.
- 5- lectures on environmental protection and general health are conducted.

## **2.2.8 Describe details of orientation/ foundation courses which sensitize students to national integration, Constitution of India, art and culture, empathy, women's empowerment, etc.**

1. Students are given opportunity to organize and take part in National festivals like Independence Day, Republic Day etc. Flag hoisting is done by one of the students, later the students are addressed by Principal/ Eminent staff emphasizing student's role and responsibilities in the society.
2. law college Professors are taking classes every week and make aware on constitution of India.
3. Student's welfare association committee organizes programs on art and culture in which students actively participate.
4. Women's grievance and redressal committee works for welfare of female students.
5. Renowned achievers or Speakers in field of women empowerment are invited as guest speakers to deliver speech and have interaction with students.

## **2.2.9 Has the institution incorporated the principles of Life Style Modifications for students based on Eastern approaches in their day to day activities?**

# Bapuji Dental College & Hospital

Guest lectures by renowned spiritual leaders who live by their principles are arranged on topics like behavioral modification, moral values and principles of life style modifications for students based on Eastern approaches.

## **2.2.10 Has Yoga/Meditation/any other such techniques been practiced by students regularly as self-discipline?**

1. The institute invites Yoga teachers or experts in field of meditation for guest lectures. The students are advised to practice yoga and meditation on regular basis.
2. Workshop on meditation was conducted in the Institute for benefit of students and faculty.

## **2.2.11 How does the institution attend to the diverse health issues (physical and mental) of students and staff?**

The institution has extended its interest to attend to health issues of the students, teaching and nonteaching staff.

•**BEA , has instituted “any student and staff health promotions ” scheme primarily to extend health coverage for all the BEA, employees** which covers our college employees also. The employee can enroll their family members also for this facility. Certain hospitals are listed in

•Through, **any student and staff health promotions** Institution has a tie up with JJMMC Medical hospital from which consultants (Psychiatrist, General medicine and other fields) visit institution for psychological counseling of needy students and staff. They conduct general medical checkup, create awareness on general and personal hygiene.

• Students, staff and their family members can avail dental health facility at our own hospital.

## **2.3 Teaching-Learning Process**

### **2.3.1 How does the institution plan and organize the teaching-learning and evaluation schedules such as**

\*Associate Dean ( academic) monitors the effective conduct of the teaching learning process.

\*Associate Dean ( Exams) monitors the effective planning and implementation of exam schedules.

\*Associate Dean (administration) monitors the effective planning and implementation of

# Bapuji Dental College & Hospital

services administration.

- \*Associate Dean (HR) monitors the effective planning and implementation of human resources
- \*Academic calendar of university complied
- \*Calendar of events for the year for the college is prepared
- \* Calendar of events for the year for department is prepared
- \*College time table is prepared by the committee
- \* Department time table for the year is prepared
- \* teacher and topic time table for the year in each department maintained
- \*lesson plans are prepared by each teacher
- \*books and journals and equipments are added, library and updated
- \*infrastructure needed is reassessed and actions initiated
- \*monthly department performance review is conducted, preventive and corrective actions initiated for continuous improvement
- \*The college has prepared documented guide lines for preparing academic calendar for the college and preparation of lesson plans

## **2.3.2 Does the institution provides course objectives, outlines and schedules at the commencement of the academic session? If yes, how is the effectiveness of the process ensured?**

YES

The data needed is posted on university website for academic session and is being updated regularly. Syllabus copies are available to students in printed form. Every academic year principal and heads of various departments discuss in detail the academic schedule for the year. Faculty members along with head of department discuss the time table for theory, practical's, clinical teaching, demonstrations. The time table is submitted to principal for approval.

## **2.3.3 Does the institution face any challenges in completing the curriculum within the stipulated time frame and calendar? If yes, elaborate on the challenges encountered and the institutional measures to overcome these.**

No.

College has constituted the committee to monitor the time table and academics of college. The institution follows a blue print for the classes to be conducted. The lecture classes are taken regularly on the designated days and time to ensure coverage of all the topics well



# Bapuji Dental College & Hospital



ahead of the final internal assessment examination. If a class cannot be conducted due to some unavoidable reasons, a compensatory class is taken.

## **2.3.4 How is learning made student-centric? Give a list of participatory learning activities adopted by the faculty that contributes to holistic development and improved student learning, besides facilitating life-long learning and knowledge management.**

All courses are made student-centric by positioning stress on learning outcomes and making it more participatory and interactive.

The learning is made more interactive, innovative and student-centric by initial pre-clinical work giving exposure via demonstrations on simulators/mannequins followed by conducted clinical work on OPD patients.

Learning is also made more comprehensive and interesting by the following:

- 1-Curriculum enrichment lectures
- 2-Integrated seminars
- 3-Inter departmental seminars
- 4-Comprehensive Dental Care of Patient by interns in the Department of Public Health Dentistry
- 5-Webinars
- 6- phantom head
- 7- wifi

## **2.3.5 What is the institution's policy on inviting experts / people of eminence to augment teaching-learning activities?**

The institution asks the respective Heads of Departments to put up meeting and the list will be made for the discussion for doing innovative work in the clinical field of dentistry .the faculties of each department are identified and are invited for CDE lectures. Students and faculty are encouraged to clear their doubts, so that a better understanding of the subject can be achieved. At times, a research topic is given to the Post graduates in light of such presentations.

## **2.3.6 Does the institution formally encourage learning by using e-learning resources?**

YES



institution formally encourage learning by using e-learning resources like-

- wifi
- smart classes
- internet
- projectors
- online journals
- online webinars
- EBSCO Subscription
- GUIDE

### **2.3.7 What are the technologies and facilities such as virtual laboratories, e-learning and open educational resources used by the faculty for effective teaching?**

The lectures will be taken

- 1-MS PowerPoint
- 2- Pre-recorded CD's for better visualization and understanding of complicated procedures and techniques.
- 3- the use of ICT for all the theoretical lectures.
- 4-Each lecture hall is facilitated with
  - a)Smart White Boards,
  - b) LCD projectors,
  - c)Computer terminals
  - d) Wi-Fi enabled.

Teaching is also made more effective by conducting

- 1- Video lectures,
- 2- webinars
- 3- lectures of all the subjects are made available on CD's in the library, to be readily accessed by the students.
- 4- E- Journals can be downloaded for latest information on a particular subject (institution has an EBSCO subscription).

### **2.3.8 Is there any designated group among the faculty to monitor the trends and issues regarding developments in Open Source Community and integrate its benefits in the institution's educational processes?**

Yes



# Bapuji Dental College & Hospital



public health focuses on social, structural, and physical environmental inequities through active involvement of community members, organizational representatives, and researchers in all aspects of the research process. Partners contribute their expertise to enhance understanding of a given phenomenon and to integrate the knowledge gained with action to benefit the community involved..

Each department has a designated group of faculty to update the developments in the open source community. The benefits of these are incorporated in the educational process by referring to the case reports of difficult or unique cases and novel methods of treatment in the journal clubs and seminars. Interesting research articles are also discussed in detail by the faculty and students.

## **2.3.9 What steps has the institution taken to transition from traditional classrooms into an e-learning environment?**

- 1- Video lectures,
- 2- Live video lectures
- 3- Powerpoint presentations
- 4- webinars
- 5- lectures of all the subjects are made available on CD's in the library, to be readily accessed by the students.
- 6- E- Journals can be downloaded for latest information on a particular subject (institution has an EBSCO subscription).

## **2.3.10 Is there provision for the services of counselors / mentors/ advisors for each class or group of students for academic, personal and psycho-social guidance? If yes, give details of the process and the number of students who have benefitted.**

Yes there is a provision for mentors for each class or group of students for academic, personal and psycho-social guidance. Mentor student ratio is maintained & each mentor and students numbers are displayed in notice board.

## **2.3.11 Were any innovative teaching approaches/methods/practices adopted and implemented by the faculty during the last four years? If yes, did they improve learning? What were the methods used to evaluate the impact of such practices? What are the efforts made by the institution in giving the faculty due recognition for innovation in teaching?**

Yes. methods adopted like:

- 1- Curriculum enrichment lectures,
- 2- integrated seminars,
- 3- Inter departmental seminars,
- 4- Comprehensive Dental Care of Patients -Department of Public Health Dentistry
- 5- , Webinars,
- 6- videos of surgical procedures

analysis will be made by online Feedback-Given by students to the feedback committee which analysis the feedback.

### **2.3.12 How does the institution create a culture of instilling and nurturing creativity and scientific temper among the learners?**

Students are encouraged to participate in

- scientific meetings
- conferences and
- posters and papers presentation

The college organizes and motivates students for participation in national awareness programs like

AIDS awareness day,

world no tobacco day,

blood donation camps every year cultural week and annual day is organized by the college in association with IDA Davangere branch with events such as singing, dancing, face painting, rangoli making. Etc.

### **2.3.13 Does the institution consider student projects mandatory in the learning program? If yes, for how many programs have they been (percentage of total) made mandatory?**

**number of projects executed within the institution** 260 (completed and ongoing)

**names of external institutions for student project work.** JJMC Medical College,  
Bapuji Engineering College

**role of faculty in facilitating such projects** - for every student research program guide and co guide are allotted which help student to complete project timely following all guidelines





**2.3.14 Does the institution have a well qualified pool of human resource to meet the requirements of the curriculum? If there is a shortfall, how is it supplemented?**

Yes

the institution have a well qualified pool of human resource to meet the requirements of the curriculum as per the DCI norms for UG & PG acc. To unit system.

**2.3.15 How are the faculty enabled to prepare computer-aided teaching / learning materials? What are the facilities available in the institution for such efforts?**

Faculties are made to prepare the teaching and learning materials by using-

- 1- E- Journals can be downloaded for latest information on a particular subject (institution has an EBSCO subscription).
- 2- CD's available in the library
- 3- Video lectures,
- 4- Live video lectures
- 5- Powerpoint presentations
- 6- webinars

**2.3.16 Does the institution have a mechanism for the evaluation of teachers by the students / alumni? If yes, how is the evaluation feedback used to improve the quality of the teaching-learning process?**

Yes,

the institution has its own mechanism for evaluation of the teachers by the students.

The online feedback from the students is obtained teacher-wise course-wise subject wise . The a feedback committee of the institution analyses these feedback which is out sourced to avoid the bias. The outcome of each teaching staff is evaluated by the feedback mechanism on their respective classes. The analysed data is informed to respective teacher for improvement.

**2.3.17 Does the institution use telemedicine facilities for teaching-learning processes? If yes, cite a few instances.**

YES



## 2.3.18 Does the institution utilize any of the following innovations in its teaching-learning processes?

**ICT enabled flexible teaching system.-** yes

**Reflective learning.-**given through hand on training and different experiments

**Simulations. -** yes

**Evidence based medicine.-** yes

**Emphasis on development of required skills, adequate knowledge and appropriate attitude to practice medicine.**

**Problem based learning (PBL).** YES each department analyze the cases according to the problem encountered for easy learning.

**Student assisted teaching (SAT).** YES

Learning is made more interactive by giving students newer challenges and interactive seminar topics.

student assisted teaching is done through group discussions , journal clubs , seminar , tutorials, discussion of recently published articles

**Self directed learning and skills development (SDL).** self assessment test is made available on e. learning module. In library audio visual section have various interesting cd's for interactive learning

**Narrative based medicine.** Inculcated through different orientation programe organized.

**Medical humanities.**

**Drug and poison information assistance centre.** NA

**Ayurveda practices.** NA

**Yoga practices.** Yes it is a part of curriculum . classes are conducted at different interval.

**Yoga therapy techniques.** yes

**Naturopathy and its practices.** no

**Any other.**

## 2.3.19 Does the institution have an Electronic Medical Records facility, staffed by trained and qualified personnel? Is it used for teaching-learning process?

Yes.

Online op card generation

Online reference of patient to other department

Online billing system

Online record maintainence for each patient



# Bapuji Dental College & Hospital

**2.3.20 Does the institution have well documented procedures for case sheet writing, obtaining informed consent and the discharge process of the patients?**

Yes

Discharge process will be done in oral surgery in patient department

Rest of other patient will be treated as out patient department.

**2.3.21 Does the institution produce videos of clinical cases and use them for teaching-learning processes?**

Yes.

Total of 133 videos are available in central library, deparment wise

**2.3.22 Does the institution perform medico legal/post-mortem procedures with a view to train the undergraduate and post-graduate students in medico legal procedures?**

Yes

medico legal procedures are held in department of oral medicine and radiology for assessment of age and gender referred from gov. of judiciary and justice.

**2.3.23 Does the institution have drug and poison information and poison detection centres? How are these used to train the students?**

NA

**2.3.24 Does the institution have a Pharmacovigilance / Toxicology centre /clinical pharmacy facility / drug information centre/Centre for disease surveillance and control/ Prevention through Yoga/Promotion of positive health/Well-equipped Psychology Laboratory/ Naturopathic diagnostic centre, etc.?**

Tobacco inhibition centre is in function in omr department

**2.3.25 Laboratories / Diagnostics**

**\* How is the student`s learning process in the laboratories / diagnostics monitored? Provide the laboratory time table (for the different courses).**

**\* Student staff ratio in the laboratories / diagnostics.**

Laboratory Time Table For Different Branches Is Available In Their Respective Department



# Bapuji Dental College & Hospital



Student staff ratio in the laboratories / diagnostics is around 3-5:1 depending on staff availability in each department

## **2.3.26 How many procedures / clinical cases / surgeries are observed, assisted, performed with assistance and carried out independently by students in order to fulfill learning objectives?**

According to posting in each department the students are allowed to assist and observed a minimum of 2 cases for UG students

For PG students they are allowed to assist in 1<sup>st</sup> year and 2<sup>nd</sup> year of their MDS and few of the other department have a mutual understanding with other department in medical college for observation of surgeries and to assist..

## **2.3.27 Does the institution provide patients with information on complementary and alternative systems of Medicine?**

NA

## **2.3.28 What are the methods used to promote teaching-learning process in the clinical setting?**

The teaching learning process incorporate clinical teaching in different settings including - clinics, hospitals and community setup through satellite centers. The principal of students centered teaching learning are exclusively practiced. The facilities for clinical setting also involves learning by doing self, doing by assistance and observing.

Laboratory Clinical and pre clinical demonstration will be given for 1<sup>st</sup> to final year BDS respectively in practical and clinical classes , students are made aware and made demonstrate the necessary theoretical & practical skills & knowledge required to treat patients before they handle the patients. All clinical work is done under constant supervision and guidance by the faculty to ensure comfort to patient and to deliver the quality work. End Posting – examinations are conducted for respective subjects. Each department has guidelines for both clinical & professional, patients work.

## **2.3.29 Do students maintain log books of their teaching-learning activities?**

Yes

UG are provided with preclinical clinical records, and CPA cards

PG are provided with clinical logbook for entry of preclinical and patients detail.



# Bapuji Dental College & Hospital

## 2.3.30 Is there a structured mechanism for post graduate teaching-learning process?

Yes

## 2.3.31 Provide the following details about each of the teaching programs:

- \* **Number of didactic lectures** – 750 lectures
- \* **Number of students in each batch**-50 students per batch for pre clinical in 1<sup>st</sup>yr and 2<sup>nd</sup>yr and for 3<sup>rd</sup> and final yr clinical 8-10 students per batch are allotted.
- \* **Number of rotations** 1 in 3<sup>rd</sup> and 2 in 4<sup>th</sup> years, 1 in internship
- \* **Details of student case study / drug study** BDS – 20 routine in OMR cases, and rest of the department it ranges from 6-20 patients  
**MDS**- allotted acc. To department ranges from 6-60 cases.
- \* **Nursing Care Conference (NCC)**
- \* **Number of medical / dental procedures that the students get to see**-3-20 for UG, FOR PG -6-30
- \* **Mannequins / Simulation / skills laboratory for student teaching**
- \* **Number of students inside the operation rooms at a given time** – 2-3 students IN oral surgery department.
- \* **Average number of procedures in the ORs per week, month and year**
- \* **Autopsy / Post-mortem facility**- available in JJM MEDICAL COLLEGE

## 2.4.1 How does the institution plan and facilitate its faculty to meet the changing requirements of the curriculum?

Institution plans to change requirement of curriculum by Improving academic resources Organizing and participation in seminars, conferences, workshops, etc Through innovative faculty development programmes. The institution has its own journal and faculty are invited to contribute scientifically to it.

## 2.4 Teacher Quality

### 2.4.1 How does the institution plan and facilitate its faculty to meet the changing requirements of the curriculum?

Institution plans to change requirement of curriculum by Improving academic resources

Organizing and participation in seminars, conferences, workshops, etc Through innovative faculty development programmes. The institution has its own journal and faculty are invited to contribute scientifically to it.

## 2.4.2 Does the institution encourage diversity in its faculty recruitment? Provide the following details (department / school-wise).

YES

### 1. Diversity of the faculty

Department	% of faculty of from the same institution	% of faculty of from other institutions within the state	% of faculty of from institutions outside the state	% of faculty of from other countries
Oral Medicine	82%	19%	-	-
Oral Surgery	80%	20%		-
Pedodontics	67%	23%	12%	-
Orthodontics	73%	9%	28%	-
Periodontics	81%	-	19%	-
Conservative	75%	-	25%	-
Prosthodontics	100%	-	-	-
Oral Pathology	100%	-	-	-
Public Health Dentistry	66%	34%	-	-

## 2.4.3 How does the institution ensure that qualified faculty are appointed for new programs / emerging areas of study? How many faculty members were appointed to teach new programs during the last four years?

Appointment of additional faculty to teach new programs/ modern areas of study is done by calling applications on the website and the candidates are interviewed by the Principal and committee consisting of Sr.Professors including the concerned head of the department.



# Bapuji Dental College & Hospital

## 2.4.4 How many Emeritus / Adjunct Faculty / Visiting Professors are on the rolls of the institution?

NIL

## 2.4.5 What policies/systems are in place to academically recharge and rejuvenate teachers? (e.g. providing research grants, study leave, nomination to national/international conferences/seminars, in-service training, organizing national/international conferences etc.)

Faculty development programs are of continuous and ongoing nature. The programs are aimed at improving the knowledge, skills and on the job efficiency requirements of human element in organization. The programs fall under following categories. 1. Professional qualities development 2. Professional competencies developments 3. Professional teacher-skills developments, 4. Development of application of professional management concepts to dentistry and education

## 2.4.6 How many faculty received awards / recognitions for excellence in teaching at the state, national and international level during the last four years?

The faculties and students have procured 107 different awards for their excellence in publication, research and university ranks during last 5 years.

## 2.4.7 How many faculty underwent professional development programs during the last four years? (add any other program if necessary)

Faculty Development Programs	Number of faculty attended
Induction programs	
Re-orientation programs	all
Refresher courses	all
Capacity building programs	all
Programs by regulatory / apex bodies	

## 2.4.8 How often does the institution organize academic development programs (e.g.: curriculum development, teaching-learning methods, examination reforms, content / knowledge management, etc.) for its faculty aimed at enriching the teaching-learning process?

# Bapuji Dental College & Hospital

**Curricular Development and Teaching-learning methods:** Workshop on outcome based education, soft skills for better course delivery and curricular development programs are organized.

**Examination reforms:** Any information regarding changes in the examination norms under autonomy is disseminated to all departments and faculty members by the competent authorities.

**Content / knowledge management:** Institute organizes several faculty development programs, seminars, workshops, conferences, symposiums in contemporary and novel areas to improve and update the knowledge of faculty members. Guest lectures are also organized under the departmental

Society's activities and professional bodies of subjects and also under Indian Dental Association.

## 2.4.9 Does the institution have a mechanism to retain faculty? What is the annual attrition rate among the faculty?

**Yes.**

Encourages staff members to carryout research by providing them In frastructural facilities as well as funds, thus creating a scientific temperament. Recognition is given to faculty by providing incentives for their publications, paper presentations at various forums. Leave is also granted for pursuing higher studies. Staff welfare committee has been formed to address the staff issues and requirements in regard to which the Institution has provision for sick leave, Promotions, Increments, awards for excellence in teaching, counseling and addressing the issues of the staff to retain them in the institute. The annual attrition rate among the faculty - Five percent.

## 2.4.10 Does the institution have a mechanism to encourage

- \* **mobility of faculty between institutions /universities for teaching/research?**
- \* **faculty exchange programs with national and international bodies?**

If yes, how have these schemes helped in enriching the quality of the faculty?

The institution has encouraged the mobility of faculty to different institutions and universities for teaching and research programs and projects, which has brought about a drastic improvement in these aspects, with explicit work being carried out in research and teaching. Members of the faculty are encouraged to present guest lectures, be resource



# Bapuji Dental College & Hospital

persons for seminars, conferences, training programs, workshops etc. This has facilitated the institute's objective of developing a diverse and vibrant faculty with an ability to deliver very effectively.

## **2.4.11 Does the institution have well defined career advancement policy for Health Science professionals? If yes, outline the policy.**

Orientation program are conducted for interns & Postgraduate regularly. The institution conducts career counseling courses or programs every year for the benefit of students and promotes recruitment of staff studied from the same college and also assists in the placement of the graduates of the institution into different institutions.

## **2.4.12 How does the institution create synergies with other PG institutes for generating required number of specialists and super specialists?**

Eminent International and National Speakers, Researchers and clinicians from different coveted Institutions are invited for continuing Dental Education, Workshops, Hands-On, Guest Lectures and Demonstrations in various specialties and super specialties to the institution. The institution create synergies with other PG institutes for generating required number of specialists and super specialists by signing an– MOU

## **2.4.13 Does the institution conduct capacity building programs / courses in subspecialties for its faculty?**

Capacity building programs such as seminars, workshops, symposium and conferences in different specialties and subspecialties are continuously being conducted throughout the year for its faculty.

## **2.5 Evaluation Process and Reforms**

### **2.5.1 How does the institution ensure that all the stakeholders are aware of the evaluation processes that are in place?**

The exam section of the college and the university sends the calendar of events to all the colleges .

Which includes the date of admission tentative dates for submission of the internals marks conducting of the university exams



# Bapuji Dental College & Hospital

University will issue the curriculum book for all the students and to the college which contains topics covered in the curriculum for all the years and the marks distribution in internals and for the final exam of the university.

The curriculum book will act like a blue print for the students till they complete the course Any changes from the college and the university will be intimated to the students in the notice board.

## **2.5.2 What are the important examination reforms implemented by the institution? Cite a few examples which have positively impacted the examination system.**

As per the instructions given from the university all the institution has installed CCTV in all the examination halls and all the students are made aware of this before starting the exam which reduces copying and discussions.

Seating pattern for the students will be displayed on the exam notice board to make the students aware where to seat

Before the examinations sample paper of the exam is shown to all the students to orient them to theory exam.

University has made a single and systematic way to conduct exams with following guidelines to all the colleges like :

1. Single Coded answer booklet with no additional sheets this has made a positive impact on the examination system by reducing the time .man power and the evaluation process and announcing the results fast.
2. The online question papers system from Rajiv Gandhi University of Health Sciences (RGUHS) on the day of exams has eliminated the malpractice in all the colleges
3. The university gives a separate college code and sends the password through e-mail and through SMS to their mobile no to the chief superintendent and deputy superintendent 30 minutes before the examination starts.
4. Question papers are downloaded from RGUHS university website in the presence of the observers and atleast two students who are taking the exams.
5. instruction to the students before entering the examination hall will be displayed on the notice board before the examinations and announcement regarding the ban of the Use of electronic gadgets by students will be done at the time of entering the hall and repeated once again before start of the examination.

# Bapuji Dental College & Hospital

**2.5.3 What is the average time taken by the university for declaration of examination results? In case of delay, what measures have been taken to address them? Indicate the mode adopted by the institution for the publication of examination results (e.g. website, SMS, email, etc.).**

Usually the time taken by the university to announce the results takes an average of 20 to 40 days and first the examination results are displayed on the university website followed by the college notice board and on request will be sent to their e-mail. To avoid delay in declaration of results, once theory exams are over, answer sheets are dispatched to university on same day and the university dispatches the answer scripts to different nodal centers at different colleges for further evaluation process immediately.

All the evaluation centers has to upload the evaluated marks in their respective college code centre in university website as early as possible within given date. Practical exam marks are uploaded to the university website immediately after the exams.

**2.5.4 How does the institution ensure transparency in the evaluation process?**

verbal instructions are given and the students thoroughly observed when they are entering the hall and after they are seated in the hall.

University has given strict instructions to all the colleges for Installation of CCTV cameras for theory and practical's. Students are allowed to see the evaluated answer scripts students are allowed to check and ask doubts if any to ensure transparency. Average of the three internal assessment marks is considered for the final internal assessment according to RGUHS curriculum and the marks of the practical/clinical examinations are uploaded to the RGUHS University website.

**2.5.5 What are the rigorous features introduced by the university to ensure confidentiality in the conduct of the examinations?**

1. University has instructed all the institution which come under it to install CCTV in all the examination halls.
2. Implementation of the bar Coded answer booklets and increase of the no of pages to eliminate the additional sheets thus reducing the disturbance to the students while writing the theory, reducing the manpower and reducing the malpractice
3. Online Question papers system on the day of exam which reduces all the possible malpractice, are sent online from Rajiv Gandhi University of Health Sciences (RGUHS).
4. Early seating of the students 30 min prior to download of the password package gives



# Bapuji Dental College & Hospital



time to students to calm down and make entry on the answer book let easy and comfortable and to check for unwanted things like (gadgets) bringing

5. The university sends the password through e-mail to the chief superintendent and deputy superintendent 30 minutes before the examination starts.
6. All the question papers are downloaded from RGUHS university website in the presence of the observers and in front of the students and the camera in the exam hall .
7. University has made it mandatory to use the electronic jammer to jam the electronic gadgets if by mistake by the student has bought in examination hall and premises.
8. Implementation of the concept of Sitting squad and flying squad from the university to their respective examination centers.
9. Implementation of the zonal system, to select the examiners from different zones for fair conduction of the exams .
10. Recent implementation of the scanning and online evaluation of answer scripts to eliminate the answer paper movement from centers and three step evaluation procedure is followed by RGUHS.
11. Online upload of the marks after evaluation of the answer scripts

## **2.5.6 Does the institution have an integrated examination platform for the following processes?**

The university permits institutions to take the following for

### A) pre-examination processes –

1. Time table generation
2. Hall ticket
3. OMR
4. Student list generation
5. Invigilators and squadlist
6. Attendance sheet
7. Online payment gateway
8. Online transmission of questions and marks, etc.

### B) Examination process –

1. Examination material management and logistics, etc.

### C) Post-examination process –

1. Attendance capture
2. OMR-based exam result
3. Auto processing
4. Result processing
5. Certification, etc.



# Bapuji Dental College & Hospital



## **2.5.7 Has the university / institution introduced any reforms in its evaluation process?**

Yes, as per the university rules, evaluation of answer scripts is done through two evaluations. If the difference between the first and second evaluation is less than 15 marks then the average of the two evaluations is taken in to consideration. If the difference between the first and second is more than 15marks then the papers are sent to third evaluation. Third evaluation is made final.

1. The answer scripts are bar-coded.
2. The practical and viva exams are conducted by the university with two examiners, one internal and one external for U.G exams. For P.G exams two internal and two external examiners are appointed by RGUHS.
3. Introduction of Objective Structured Clinical Examination (OSCE), Objective Structured Practical Examination (OSPE) in the formative examinations.

## **2.5.8 What is the mechanism for redressal of grievances with reference to examinations? Give details.**

With regarding to the evaluation of the answer script the students can apply to the university (RGUHS) which permits only for re-totaling of marks and the student is permitted to have a look at xerox copy of the valued answer script if asked for it and the student can approach the concerned faculty of the institution for the feedback of answer script.

STUDENTS READDRESSAL FOR grievance CELL IS PRESENT IN COLLEGE

## **2.5.9 Does the institution have a Manual for Examinations and if yes, does it specifically take cognizance of examination malpractices by students, faculty and non-teaching staff?**

The inistution follows the manual amd the guide lines and circulars implemented by the university which follows strict ethical code of conduct to curb the maloractice

The examinations are conducted under strict supervision and external observers are appointed by the University to avoid malpractice by students, faculty and non-teaching staff.

## **2.5.10 What efforts have been made by the university to streamline the operations at the Office of the Controller of Examinations? Mention any significant efforts which have improved the process and functioning of the examination division/section.**

All the movements are tracked and Confidentiality is maintained of all the operations at Office of the



# Bapuji Dental College & Hospital



Controller of Examinations of Rajiv Gandhi University which helps in smooth functioning of the examination

University organizes the regular meetings with the college authorities regularly before and after examinations

Conducts workshop for the staff and examination people of the department

**The following efforts have been made at the institution as per university guidelines:**

1. Installation of CCTV cameras in the examination halls mandatory.
2. Examination centers must be fully equipped with computer and internet connection, printer and xerox machine.
3. Observer and flying squads are appointed by the university.
4. Each examination center has a Chief Superintendent, Deputy Chief Superintendent, Room superintendent to maintain the confidentiality and to improve the process of functioning of the examination division.
5. answer booklets must be sent on the same day to the university.

**2.5.11 What are the efforts of the institution in the assessment of educational outcomes of its students? Give examples against the practices indicated below:**

- \* Compatibility of education objectives and learning methods with assessment principles, methods and practices.
- \* Balance between formative and summative assessments.
- \* Increasing objectivity in formative assessments.
- \* Formative (theory / orals / clinical / practical) internal assessment; choice based credit system; grading / marking.
- \* Summative (theory / orals / clinical / practical).
- \* Theory – structure and setting of question papers – Essays, long answers, shorts answers and MCQs etc. Questions bank and Key answers.
- \* Objective Structured Clinical Examination (OSCE).
- \* Objective Structured Practical Examination (OSPE).
- \* Any other.

**Compatibility of education objectives and learning methods with assessment principles, methods and practices.**



# Bapuji Dental College & Hospital



All the dental colleges and hospitals has to run in accordance with the regulations of the Dental Council of India and Rajiv Gandhi University which describes the uniformly followed education objectives, principles and learning methods with assessment principles, and are also uniformly followed by all departments.

Practical skills taught are evaluated objectively through OSCE/OSPE in internal assessment exams.

## **Balance between formative and summative assessments.**

As per the RGUHS curriculum the academic planning is designed to balance the formative and summative assessments in the institution for students. A total of 3 formative and 1 summative assessments of theory and practicals are conducted every year for UG students . These examinations cover the syllabus taught during that period of assessment.

# Remedial teaching classes are organized for slow learners to improve their performance in summative examination

## **For PG students**

Monthly tests are conducted to assess the theoretical knowledge of the student followed by 2 similar to the final university exams followed exams before final university exams

## **Increasing objectivity in formative assessments.**

Objectivity is an important aspect of assessment. To increase objectivity in formative assessments departments conduct OSCE/OSPE examinations are conducted and Structured theory question paper and structured marking system

## **Formative (theory / orals / clinical / practical) internal assessment; choice based credit system; grading / marking.**

Formative (theory / orals / clinical / practical) internal for UG assessed by:

### **1<sup>st</sup> Year UG students**

Practical tests / Viva voce for DM and PCP and other subjects

1<sup>st</sup> internals theory , viva-voce and practicals

2<sup>nd</sup> internals theory , viva-voce and practicals

3<sup>rd</sup> internals theory , viva-voce and practicals

### **2<sup>nd</sup> Year UG students**

Practical tests / Viva voce for Dental Materials subject and practicals and viva-voce for pre-clinical prosthodontics

### **Dental Materials**

1<sup>st</sup> internals theory , viva-voce and practicals

2<sup>nd</sup> internals theory , viva-voce and practicals



# Bapuji Dental College & Hospital



3<sup>rd</sup> internals theory , viva-voce and practicals

## **Pre- Clinicals Prosthodontics**

1<sup>st</sup>internals viva-voce and practicals

2<sup>nd</sup> internals viva-voce and practicals

3<sup>rd</sup> internals viva-voce and practicals

and a total of 7-8 class tests are conducted

## **3<sup>rd</sup> year UG students**

1<sup>st</sup> internals theory , viva-voce and practicals

2<sup>nd</sup> internals theory , viva-voce and practicals

3<sup>rd</sup> internals theory , viva-voce and practicals

## **Final Year UG students**

1<sup>st</sup> internals theory , viva-voce and practicals

2<sup>nd</sup> internals theory , viva-voce and practicals

3<sup>rd</sup> internals theory , viva-voce and practicals

## **Formative Assessment For PG**

I Year I Term paper

II Year II Term paper

III Year 2 Mock exam which includes 4 Theory papers and Clinical

## **Summative (theory / orals / clinical / practical).**

Summative assessments are conducted as part of Rajiv Gandhi University exams for BDS from first to final year as theory/practical/viva voce.

For MDS as theory/clinical/viva voce/pedagogy at the end of the Third year.

Theory– Essays, long answers, shorts answers.

## **The theory examination for BDS is structured as:**

Long Essays – 2

Short Essay – 6

Short Answers – 10

## **The theory examination for MDS is structured as 4 papers 75 marks each.**

Paper I, II and III consists of:

Long Essays – 2 (2 x 20 =40)

Short Answers –5 (5 x 7 =35)

Paper IV- An essay (1x75 =75)

Practical / clinical/ viva voce exams are conducted as per RGUHS scheme for both BDS and MDS students.



## **2.5.12 Describe the methods of prevention of malpractice, and mention the number of cases reported and how are they dealt with?**

The examinations are conducted under strict supervision and external observers are appointed by the Rajv Gandhi University to avoid malpractice by students, faculty and non-teaching staff.

1. CCTV cameras are installed in the examination halls and surrounding areas
2. Through checking of hall tickets and students.
3. The cell phones and other electronic gadgets are not allowed.
4. Installation if mobile jammers

**# NO case of malpractice has been reported.**

## **2.6 Student Performance and Learning Outcomes**

### **2.6.1 Has the institution articulated its Graduate Attributes? If so, how does it facilitate and monitor its implementation and outcome?**

Yes, the institution clearly articulates its Graduate Attributes by Constantly monitoring students by :

1. Assignment of mentor for students to identify their weakness and help them overcome their weakness.
2. by participation in Health education and promotion, HIV, Anti-tobacco, community screening and treatment camps, which generates a social concern and responsibility among the students towards thepatients and society
3. Student engagement in workshops, group exercises and debates from the college and other social bodies will develop the critical thinking and problem solving and innovative thinking and seminars, journal clubs, inter-departmental meets, table-clinics, pedagogies and case presentations and group activities generates and developes presentation and communication skills and team work

### **2.6.2 Does the institution have clearly stated learning outcomes for its academic programs/departments? If yes, give details on how the students and staff are made aware of these?**

Yes, each department in the institution has clearly stated its vision and mission and each department will strive to achive the goal and its learning outcomes for its academic program



and these are common to all the departments with few modifications to meet the specific requirements of the respective departments.

. The learning outcomes are displayed on the

1. notice board of the office and respective departments and the brought to the notice of students and parents.

2. introducing into the academic calendar

And all the outcome will be discussed during academic planning at the end of the year to make changes for the coming next academic year.

### **2.6.3 How are the institution's teaching-learning and assessment strategies structured to facilitate the achievement of the intended learning outcomes?**

Institution has its own mechanism to assess the student learning outcome and to implement the required changes to facilitate stated objectives which will constantly refine and improve the learning outcomes.

### **2.6.4 How does the institution ensure that the stated learning outcomes have been achieved?**

The institution has its own feedback system to analyze the learning outcomes

*Any other information regarding Teaching-Learning and Evaluation which the institution would like to include.*

Class test

Regular assessment

Final assessment

CPA cards are maintained and monitored

Teaching learning at chair side.



Criteria III :  
Research,  
Consultancy  
& Extension

## 3.1 Promotion of Research

Research is the tool to create the knowledge for specific community and generated knowledge should translate to action for community benefits

### 3.1.1 Is there an institutional research committee which monitors and addresses issues related to research? Mention few recommendations which have been implemented and their impact

Yes, the college has a research committee with full time faculty as the members.

#### **STRUCTURES OF RESEARCH COMMITTEE:**

- |                          |  |
|--------------------------|--|
| 1. Dr.K.Sadashiva Shetty | Committee Chairman, Prof &HOD, Orthodontics      |
| 2. Dr.A.R. Prabhakar     | Prof & HOD, Dept of Pedodontics                  |
| 3. Dr.Ashok.L            | Prof & HOD, Dept of Oral Medicine & Radiology    |
| 4. Dr.Ahmed Mujib B.R    | Prof & HOD, Dept of Oral Pathology               |
| 5. Dr. Tarun Kumar .A.B  | Prof & HOD, Dept of Oral Implantology            |
| 6. Dr. Arun Kumar. N     | PhD, Biostatistician                             |
| 7. Dr. Raison Thomas     | Committee Secretary, Prof, Dept. of Periodontics |

#### **ACTIVITIES OF RESEARCH COMMITTEE:**

This committee meets periodically (once in two to three months) to discuss and evaluate the research projects proposed by faculty/post graduate/under graduate students of Bapuji Dental College & Hospital with the purpose of granting approval for various in-vitro, in-vivo studies which may include invasive procedures or biological sampling in clinical subjects following which, they are subjected to Ethical approval by the Institutional Review Board of the college

#### **RECOMMENDATIONS MADE BY THE COMMITTEE:**

1. All proposals should be submitted at least ten days prior to the date of forthcoming meeting, along with a cover letter duly signed by the Principal Investigator (PI) and forwarded by the Head of the Departments should be submitted to the Committee. One hard and soft copy of the proposal should be enclosed with application.
2. The study proposal should be duly signed by the candidate, respective guide, co-guide and Head of the Department. Along with the proposal wherever applicable the student should submit the informed consent letter in both English and Kannada language.
3. The Principal investigator is advised to develop their proposals under the following titles:
  - a. **Introduction:** The proposal should have an ‘Introduction’ section which states the ‘need’ for the present study. It should have a brief note on what is known to the science on the



# Bapuji Dental College & Hospital



given topic and what 'new' will be added by doing the present study. It should state as how this study is going to benefit the current state of practice/oral care/education etc.

**b. Brief review of literature:** It should include some known facts and some existing gaps in the knowledge. It should explore the strengths and limitations in the previously reported studies.

**c. Objectives:** Objectives -Primary and Secondary should be clearly defined.

**d. Material and Methods:** In the 'Methods' section, please define the setting (Laboratory/hospital/community) in which the present study will be done. Also, specify under which Department the proposed study will be done.

**e. Study design:** Please specify the study design

**f. Subjects:** Human/Laboratory samples/Secondary data

**g. Sample size:** In quantitative research, sample size should be worked out on the basis of a 'primary outcome' of the study and justified. In qualitative research, type of sample and sampling should be worked out and described.

**h. Methodology:** The nature of the proposal whether in-vitro or in-vivo should be stated clearly. If the study is surgical, the procedure should be specified. The follow up schedule should be clearly mentioned. The details regarding procurement of any material pertaining to the study should be mentioned. Any collaboration with other institute regarding the study should be clearly mentioned and necessary documents should be provided.

**i. Measurement:** Develop a tool which is reliable and valid i.e. it measures what you want to measure more accurately. Follow standard questionnaire development practices. Please check copyright/permission issues if you are using a standard questionnaire. The details of study participants such as age, gender etc. should be mentioned.

**j. Ethical issues:** Mention the ethical issues expected to face and strategy to minimize any potential harm. The consent forms for research on human subjects should have an informed consent form.

**k. Analysis:** The details of the study variables to be measured and the appropriate statistics (test of significance, level of significance) should be given. Analysis plan should be clearly worked out at the time of proposal development. Please mention the name of statistical software to be used for analysis of proposed study data. Please consult and acknowledge the biostatistician during the phase of proposal development.

**l. References:** Appropriate references should be given when citing literature regarding the study. The references should be written at the end in Vancouver style.



# Bapuji Dental College & Hospital



4. On the day of the meeting, the proposals should be presented in the form of PowerPoint presentation for 8 min to the RD & SC for obtaining research committee and ethical approval. Students who are giving presentations should be accompanied by their respective Guides.
5. Investigators are encouraged to note down the comments of the Research Committee (RC) members during the presentation. However, all the presenters will receive the compiled comments in a written communication within a week after the presentation at RC meeting is over.
6. Investigators have to revise their proposals in the light of comments given by the RC members. Apart from this, investigators have to respond to each comment point wise and make the corresponding changes in the proposal.
7. The proposals should be re-submitted (one hard copy and one soft copy) to the committee with the required changes on or before the last date of submission for ethical approval by the Institutional Review Board.

## MAJOR DECISION TAKEN:

- Regular orientation programmes on research methodology and statistics for PG's and staff.
- Organization of international/ national clinical research workshops, professional seminars and conferences and invite eminent guest faculty & lectures.
- To promote culture of research and education by organizing regular CDE & CME in institute.
- Introduction of value added courses approved by RGUHS (Implantology, Rotary endodontics, Oral Rehabilitation, Laser dentistry, Aesthetic and reconstructive dentistry, Conscious Sedation, Pain Management, Smile Makeovers, Clinical Prosthodontics, Comprehensive Pedodontics).
- Allocation of research fund.
- To upgrade research lab & special research lab set up.

## IMPACT OF THE RECOMMENDATIONS

In the last 5 years, the college has seen some positive changes in the research area.

- Facilities for research work have been upgraded in the departments like providing the research facilities and equipments.
- Many of the faculty members opted to pursue research due to facility available for members.

- The college has increased the subscription of national and international (Text books), print journals & E- Journals.
- The college has procured back volumes of the leading journals.
- The college has increased the band width of internet for easy and fast access to research databases.
- Increase in number of scientific publications in national and international journals.
- Organized research methodology and biostatistics workshops for aspiring and ongoing researchers.
- Appointed permanent statistician in the institution.
- Documentation and monitoring of approved research activities in the institution

### 3.1.2 Does the institute have an institutional ethics committee (IEC) to monitor matters related to ethics of inclusion of humans and animals in research?

Yes, the institution review board monitors matters in research. IEC is a multidisciplinary in composition with adequate representation of age gender community and has chairman from outside the institution. The mix of medical/ non medical, scientific and non scientific persons including lay public is to reflect the different view points on ethical aspects of research.

SL.NO.	NAME OF STAFF	DESIGNATION OF STAFF
1	Dr. H.R. Chandrashekar, J.J.M Medical College	Chairman
2	Dr. K. Sadashiva Shetty, Principal, Bapuji Dental College	Member Secretary
3	Dr. S.H. Patel, Legal Advisor, S.J.M Dental College, Chittradrurga.	Legal Expert
4	Dr. Shashikala, Professor, Dept. of Pathology, SSIMRC.	Basic Medical Scientist
6	Dr. K.R. Chatura, Professor, Dept. of Pathology, SSIMRC, Davangere.	Basic Medical Scientist
7	Dr.Vasundra Shivanna, Principal, CODS, Davangere	Clinician from outside the institution
8	Dr. Sri Harsha, Professor, Dept. of General Medicine, J.J.M. Medical College.	Clinician from outside the institution

9	Dr. Raison Thomas, Professor, Dept. of Periodontics, Bapuji Dental College.	Philosopher
---	---	-------------

**OBJECTIVES OF IEC:**

- To provide quality and consistent ethical review of research proposals based on ethical guidelines for biomedical research.
- To safe guard dignity, rights and safety of research participants.

Subject experts:

1. Dr. D.S Mehta - Dept of Periodontology
2. Dr. G.P Sujatha - Dept of Oral Medicine and Radiology
3. Dr.H.R Shivakumar - Dept of Oral & Maxillofacial Surgery
4. Dr. A.R Prabhakar - Dept of Pedodontics
5. Dr. Sophia Thakur - Dept of Conservative Dentistry
6. Dr. B.H Dhanya Kumar - Dept of Prosthodontics
7. Dr. B.R Ahmed Mujeeb- Dept of Oral Pathology and Microbiology
8. Dr.Sapna B - Dept of Public health Dentistry
9. Dr.Kiran Kumar - Dept of Orthodontics

**3.1.3 What is the policy of the University to promote research in its affiliated or constituent colleges?**

The affiliated university RGUHS strives to promote quality researches in the college. The post graduates in dental profession are made mandatory to undertake research work during their course duration as dissertation and submit before their final examinations as partial fulfillment for MDS degree. The post graduates have to undertake library dissertation as part of curriculum. The university offers PhD program in dental profession

- It provides grants to the investigators of its affiliated colleges
- Every year, conducts programmes for 1<sup>st</sup> year PGs to familiarize fresh PG students to MDS course and give an insight into different dimensions of higher education so that he/she can confidently face the challenges of post-graduate training.
- The university has a peer reviewed indexed journal-RGUHS Journal of Dental Sciences (ISSN 09769439) to publish the research articles.
- The academic achievements of the institutions belongs to RGUHS is published in its news bulletin “prasaranga” ([www.rguhs.ac.in](http://www.rguhs.ac.in)) regularly.
- Conducts faculty development activities.



### **3.1.4 What are the proactive mechanisms adopted by the institution to facilitate the smooth implementation of research schemes/ projects?**

a) Externally funded projects (both Government and Private agencies):

❖ Advancing funds for sanctioned projects.

The college has the policy of advancing 15% of the approved funds by the external agency. This advance fund will be sanctioned to the principal investigator to ensure timely commencement of the research.

❖ Providing seed money.

The seed money is sanctioned by the college, once the external fund is credited to the college account, under the directive of principal the college accounts section swiftly releases the amount to ensure timely commencement of the research.

❖ Simplification of procedures related to sanctions/ purchases to be made by the investigators.

The purchase procedures and sanction of the funds is simplified and the principal investigator is fully authorized in the externally funded research projects.

❖ Autonomy to the principal investigator/ coordinator for utilizing overhead charges.

The principal investigator will be given autonomy in research purchases, use the facilities of the college and can avail the services of the support administrative staff.

❖ Timely release of grants.

The grants are released in a timely manner, within a few days, once the principal investigator submits an application to the principal seeking the release, whenever sought.

❖ Timely auditing.

The grants received and expenditures audit is undertaken by the college's Accounts section, internal auditors appointed by the college's management, as well as independent external auditors.

❖ Submission of utilization certificate to the funding authorities.

The principal of the college send the reports and updates concerning fund utilization to funding authorities, as per their requirements; when required.

❖ Writing proposals for funding.

The senior faculty members with experience in research proposal development help the principal investigator in writing proposals for funding. The statistician and department of Public Health Dentistry faculty members in the Bapuji Dental College also help in writing the proposals.

# Bapuji Dental College & Hospital

- ❖ Any training for writing the proposals.

The college has conducted guest lecture, on the availability of different resources for funding & method of approaching and workshops on writing research proposals, research manuscripts and statistical analysis.

## b) College sponsored projects:

- ❖ Proportion of funds dedicated for research in the annual budget.

10 Lakhs of the budget is earmarked for research in the yearly budget released by the management.

- ❖ Availability of funding for research/ training/ resources.

The college sanctions the funds on time to the principal researcher following the approval from the IRC and IEC, the release of funds will be smooth and systematic after gauging the progress of the research work. Institute sponsors faculty members to attend the training program on research methodology, patient safety methods, teaching methodology etc.

- ❖ Availability of access to the online data bases.

The college has a direct access to e-resources via institutional IP address to PubMed, BMJ, Directory of Open Access Journals (DOAJ), Cochrane Library, Wiley online library, Oxford University Press, Wolters Kluwer. The institute is also the member of HELINET Consortium (Health Science Library & Information Network conceived by the RGUHS). HELINET Consortium has access to about 58 International and 7 National Journals, 24 e-books, and 345 Videos. The college provides Wi-Fi (broadband wireless) access for all the UG and PG students for 2 devices (smart phone/tab & laptop) facilitating access to information with greater convenience

### **3.1.5 How is multidisciplinary/interdisciplinary/transdisciplinary research promoted within the institution?**

- Between/among different departments

Regular interdepartment meets, interactive sessions, discussion on important topics are held frequently to promote exchange of ideas for research and extend their full co-operation for multidisciplinary or interdisciplinary research work. Some of the common combinations formed for research are periodontics and oral medicine and radiology. Oral pathology and endodontics, oral surgery and oral pathology. Even multidisciplinary/transdisciplinary research works are extensively conducted in combination with sister concerned, medical specialties like dept. of microbiology, pharmacy, general pathology and microbiology of JJMMC and in partnership with different departments of BIET engineering college.



# Bapuji Dental College & Hospital



**Totally 143 multidisciplinary studies have been conducted between 2011 and 2015.**

## Interdisciplinary Clinical Meets:

1. On 12/03/2013 Oral Medicine and Radiology Department and Oral Pathology and Microbiology department conducted a clinical meet on **Ossifying fibroma and Fibrous dysplasia**
2. The Department of Pedodontics and Preventive dentistry presented clinical cases on **Dens-invaginated** as well as Department of Conservative and Endodontics presented on 9<sup>th</sup> April 2013.
3. Department of Orthodontics and Dentofacial Orthopedics, Prosthodontics, crown and bridge and Department of Implantology had conducted clinical meet on 7<sup>th</sup> May 2013 on **A Case Discussion and the availability of Various Treatment Options Based On The Current Scientific Literature**
4. On 4<sup>th</sup> June 2013 Department of Orthodontics, Department of Oral Medicine Radiology and Department of Oral Surgery presented case report on **Fibrous/ Bony Ankylosis of TMJ/ Condylar Hypoplasia**.
5. Department of Periodontics, Department of Conservative and Endodontics and Department of Pedodontics on the 9<sup>th</sup> July 2013 presented **Endo- Perio relationships**.
6. On 1<sup>st</sup> October 2013, Department of Oral Medicine and Radiology presented on “**X-rays are as reliable as the person interpreting them**”.
7. On 11<sup>th</sup> february 2014, Public Health Dentistry and Department of Periodontics presented on **Exploring Periodontal indices**.
8. On 6<sup>th</sup> January 2015, Department of Oral Medicine and Radiology presented a case of **Orofacial Granulomatosis- Diagnosis and Treatment**.
9. On 3<sup>rd</sup> February 2015, Oral and Maxillofacial Surgery presented on “**Pediatric Post Traumatic TMJ Ankylosis**” .
10. **Management of Facial Asymmetry – A case series**, was the subject presented by Department of Orthodontics and Dentofacial Orthopedics on 3<sup>rd</sup> March 2015.
11. On 7<sup>th</sup> April 2015, Department of Pedodontics, presented on “**Nasoalveolar moulding (NAM)- Moulding a broken smile**”
12. Department of Periodontics on 5<sup>th</sup> May 2015 presented the topic “**VISTA- A novel approach for treating multiple gingival recessions**”.
13. **Anatomic challenges in Endodontics** was the topic of interest and was presented by the Department of Conservative and Endodontics on 9<sup>th</sup> June 2015.



# Bapuji Dental College & Hospital



14. Department of Prosthodontics, Crown and Bridge on 6<sup>th</sup> July 2015 presented the topic **“Prosthetic Rehabilitation of Acquired Maxillofacial Defects”**.
15. On 8<sup>th</sup> September 2015, Department of Oral Pathology and microbiology presented on **“Seeing is believing- Discussion on Case reports”**
16. On 6<sup>th</sup> October 2015, Department of Public Health Dentistry Presented on **“Shared Clinical Decision making-A Pinnacle of patient centered care”**.
17. On 26<sup>th</sup> November 2015, the prize won papers in UG Convention at Chennai were presented.
18. On 2<sup>nd</sup> February 2016, Department of Oral Medicine and Radiology presented on **“Oral Disease: The Canary in A Coalmine”**.
19. On 1<sup>st</sup> March 2016, Department of Oral and Maxillofacial Surgery presented on **“The Third Dimension -A New Vista in Condylar Fracture Mangement”**.
20. On 5<sup>th</sup> April 2016, Department of Pedodontics presented on **“Reaching the mind, before reaching the mouth”**
21. On may 3<sup>rd</sup> 2016 Department of Orthodontics presented on **“An interdisciplinary approach to a case with multiple impacted and supernumerary teeth”**

- Collaboration with national/international institute/industries

Institute has many completed and ongoing research endeavors in collaboration with various national/international institutes/industries like Praj Metallurgical laboratory, Pune, department of microbiology of Maratha Mandal Institute of dental sciences and KLE of Belgaum, Indian Institute of Science, Bangalore, IIT Kharagpur, multicenter studies with Minnensota University and University of Florida USA. ONCROGRID project work was conducted in collaboration with Boston University, USA. Few clinical trials are conducted with industry leaders Colgate-Palmolive India ltd.

### **3.1.6 Give details of workshops/ training programs/ sensitization programs conducted by the institution to promote a research culture in the institution.**

- To promote statistical analysis and to make easy access for the same, a consultant statistician Mr. Arun visits the college and clarifies variety of statistical queries of faculty members and students. He also gives lectures on related topics to sensitize researchers.
- Students are encouraged to conduct research projects and present them at workshops/ conventions and conferences. The details of which are available in department evaluative report.

- Clinical material, equipment. Infrastructure, internet facility, printer, scanner, Xerox facilities consumable and non-consumable materials are provided by this institute. Guidance by faculty will be provided to the young researchers, to conduct research and to publish scientific papers, to present posters, models and table clinics in scientific meets.
- Every year the following awards are instituted to encourage research work
  - I. Best original research award for faculty
  - II. Best original research award for PG
  - III. Best original research award for UG
  - IV. Best Dissertation award for PG

Sno	Dates	Name of Workshop	Guest Speakers /Staff Incharge
1	07-01-2011	Workshop on Problem based learning	Dr.Raison Thomas
2	June. 2011	Hands on Course on MBT Treatment Mechanics	Dr. K. Sadashiva Shetty, Dr. E.T. Roy, Dr. Kishore MSV, Dr.Vijay N., Dr. Kiran Kumar H.C., Dr. A.T. Prakash, Dr. Shravan Kumar H.K., Dr. Anisha Manjini, Dr. Deepti Shiri, Dr. Shararh S. Kumar, Dr. Ivor D'Souza
3	5-09-2011 to 9-09-2011	Workshop on Research Methodology and scientific writing.	Dr.Nagesh L Dr.Chandrashekhar Dr.Ravi Shirahatti Dr.Puja C Yavagal Dr.Bhagyajyothi Dr.Sapna B Dr.Jayachandra Dr.Thippeswamy.
4	06-02-2012	Hands on course on implantology	Dr.Ananda Krishna G M
5	30-03-2012	Workshop on Forensic Odontology.	Dr.Ashith Acharya
6	27-9-2012 to 29-9-2012	National Workshop on Research Methodology & Research Statistics-SAMSHODHANA	Dr.Nagesh L Dr.Chandrashekhar Dr.Puneet Gupta Dr.Ravi Shirahatti Dr.Puja C Yavagal Dr.Bhagyajyothi

			Dr.Sapna B Dr.Thippeswamy
7	06-05-2013	Workshop on Basic life support was conducted in association with IDA, Dvanger	Staff of SS Institute of Medical Science and Research Centre, Davangere
8	20-06-2013	Workshop on “A Full Circle approach to esthetic composite restorations”	Dr.Deepak Mehta
9	1 <sup>st</sup> to 4 <sup>th</sup> August 2013	“Hands on Course on MBT Treatment Mechanics”	Dr. K. Sadashiva Shetty, Dr. E.T. Roy, Dr.Vijay N., Dr. Kiran Kumar H.C., Dr. A.T. Prakash, Dr. Shrinivas Raju, Dr. Shravan Kumar H.K. Dr. Deepti Shiri, Dr. Shararh S. Kumar, Dr. Ivor D’Souza
10	26-09-2013 to 28-09-2013	National Workshop on Research Methodology & Research Statistics-PARISHODHANA	Dr.Nagesh L Dr.Ravi Shirahatti Dr.Veeresh D.J. Dr.Puja C Yavagal Dr.Bhagyajyothi Dr.Sapna B Dr.Savithra Prakash Dr.Usha G.V.
11	20 <sup>th</sup> February 2013	Hands on Workshop was conducted titled “Esthetic Dentistry: Restorations brought to Life”	Dr. Mona Kakar
12	5 <sup>th</sup> -6 <sup>th</sup> March 2013	Scientific meet titled “Clinical Dentistry” an update from the masters was conducted	Dr.Arvind Shenoy Dr.Sridevi Padmanabhan Dr.Shiva Shankar Dr.Shailesh Shetty Dr.Kirti Kumar Rai Dr. Narayan T.V. Dr.Tarun Kumar A.B. Dr.K.Sadashiva Shetty Dr.Vandana K.L Dr.Nagesh L.

13	11 <sup>th</sup> -12 <sup>th</sup> Febraury 2014	Workshop on All Ceramic Restorstoions- E-Max , conducted in collaboration with IVOCLAR- Vivadent marketing India Pvt Ltd.	Mr.Probal Bose
14	14-15 march, 2014	Workshop program on Naso alveolar moulding (module 1)	Dr. Gajanan Shanbhag, Mumbai
15	18 <sup>th</sup> - 20 <sup>th</sup> March 2014.	Workshop and Hands on was conducted on “Pubmed Basics and Advance”	Mrs. Vasumathi Sri Ganesh, CEO of Q-Med Knowledge Foundation
16	31 <sup>st</sup> July – 3 <sup>rd</sup> August 2014	“Hands on Course on MBT Treatment Mechanics”	Dr. K. Sadashiva Shetty, Dr. E.T. Roy, Dr.Vijay N., Dr. Kiran Kumar H.C., Dr. A.T. Prakash, Dr. Shravan Kumar H.K. Dr. Deepti Shiri, Dr. Shararh S. Kumar, Dr. Ivor D’Souza
17	11-09-2014 to 13-09-2014	National Workshop on Research Methodology & Research Statistics- ANUSANDHANA	Dr.Nagesh L Dr.Ravi Shirahatti Dr.Shyam S Dr.Veeresh D.J. Dr.Puja C Yavagal Dr.Sapna B Dr.Savithra Prakash Dr.Usha G.V.
18	23 <sup>rd</sup> December 2014.	Hands on Course were conducted by the department of Pedodontics titled “Self Adjusting Files in Pediatric Endodontics”	Dr.Ajinkya Pawar
19	30 <sup>th</sup> & 31 <sup>st</sup> March 2015	Workshop on “Reconstructive Microvascular Surgery in Head & Neck Region”	Dr. Senthil Murugan
20	27-04-2015 to 28-04-2015	Workshop on Basic life support	Faculty of Indian institute of Emergency medical services, Kottayam, Kerala(Affiliated to American Heart Association)
21	20 <sup>th</sup> July – 23 <sup>rd</sup> July 2015	“Hands on Course on MBT Treatment Mechanics”	Dr. K. Sadashiva Shetty, Dr. E.T. Roy,

			Dr.Vijay N., Dr. Kiran Kumar H.C., Dr. A.T. Prakash, Dr. Shravan Kumar H.K., Dr. Deepti Shiri, Dr. Shararh S. Kumar, Dr. Ivor D'Souza
22	27-08-2015 to 28-08-2015	A workshop on Research Methodology and Research Statistics and writing a research proposal was conducted in collaboration with RGUHS.	Dr.Nagesh L Dr.Veeresh D.J. Dr.Puja C Yavagal Dr.Sapna B Dr.Savithra Prakash Dr.Usha G.V.
23	11 <sup>th</sup> and 12 <sup>th</sup> September 2015	Second module of “Nasoalveolar Moulding (NAM) and Cleft Pedodontics” course	Dr. A.R.Prabhakar
24	28-09-2015 to 01-10-2015	National Workshop on Research Methodology & Research Statistics-ANVESHANA	Dr.Nagesh L Dr.Ravi Shirahatti Dr.Veeresh D.J. Dr.Puja C Yavagal Dr.Sapna B Dr.Savithra Prakash Dr.Usha G.V.
25	20 <sup>th</sup> November 2015	A workshop was conducted on “Infection Control, waste management, Basic Life Support Ethics, and jurisprudence in dental practice”.	Dr.Usha M.G. Dr.Naveen Dr.Arun Ajjappa Dr.Vijetha Badami
26	20 <sup>th</sup> April 2016	Workshop on Faculty Development	Dr. Vasanthi Girge

### 3.1.7 How does the institution facilitate researchers of eminence to visit the campus?

#### What is the impact of such efforts on the research activities of the institution?

CDE programs, Workshops, Hands on Courses are conducted by inviting eminent national/ international research oriented scholars to the institution, to share their wisdom and technical insights to bring research culture among to the students and faculty of the institution. The college facilitates such visits by bearing the travel, accommodation and hospitality expenses. Their visits brought improvement in the quality of researches, increase in the number of publications and projects and created an environment of scientific temperament to use advanced equipment to perform meticulous research work.



### 3.1.8 What percentage of the total budget is earmarked for research? Give details of heads of expenditure, financial allocation and actual utilization.

The institution has a budget fund for research- 3 lakhs per department is earmarked every year to facilitate research activities. This has made financial policy of allocating funds to each depart to carry out activities other than academics. Most of the allocated budget is used for carrying small researches, projects and to conduct seminars, workshops, CDE programs to influence the staff and students towards research.

YEAR	TOTAL BUDGET AMOUNT	BUDGET AMOUNT RESEARCH	PERCENTAGE
2011-12	121506600.00		
2012-13	138166500.00	2200000.00	0.02%
2013-14	152043598.00	2400000.00	0.02%
2014-15	156471000.00	2450000.00	0.02%
2015-16	189148000.00	2500000.00	0.02%

### 3.1.9 In its budget, does the university earmark funds for promoting research in its affiliated colleges? If yes, provide details.

Yes, our affiliating university- RGUHS presents an annual grant for promotion of research among faculty in all the medical/paramedical institutions under its umbrella. In the month of April-May the university calls for submission of research proposal synopsis.

Shortlisting of relevant proposals is done by the University following Primary screening. Then the researchers will be called and interviewed by Subject experts from outside RGUHS for detailed assessment of the proposals. Several questions regarding aim, objectives, methodology and need for the study are raised. Then the proposals are further shortlisted for the final round. In the final round, University panel have one to one discussion with the researcher and decide whether the grant can be awarded or not.

Once the decision is finalized, the grant money is released to the researcher. Every six months the awardee is expected to file a report on the progress of the research. Once they finish, they have to submit a final report and any commercial rights arising from the research are owned jointly by the university and researcher.

### **3.1.10 Does the institution encourages research by awarding postdoctoral fellowships/ research associateships? If yes, provide details like number of students registered, funding by the institution and other sources.**

In department of Implant dentistry, a certified course is conducted and it trains the students to get fellowship from International Congress of Implantology, New Jersey during their PG course.

The following are the number of students who received the fellowship of ICOI

2013 – 15

2014 – 20

2015 – 20

The student's pursue fellowship programs after completion of post-graduation in Orthodontics. Indian Board of Orthodontics governed by Indian Orthodontic Society conducts their 3 phase exam. The PG's are guided and trained by faculty to take their phase-2 examination during the course of post-graduation.

33 Alumni members have completed the M. Ortho

8 Alumni members have completed the Diplomate of Indian Board of Orthodontics. (DIBO)

1 Alumni member (Dr. Alireza Jafari) has cleared Diploma National Board Exam. (DNB)

### **3.1.11 What percentage of faculty have utilized facilities like sabbatical leave for pursuit of higher research in premier institutions within the country and abroad? How does the institution monitor the output of these scholars?**

Dr. Rolson Sandeep Kumar from the department of Oral Surgery has used sabbatical leave to pursue higher education.

- Mazumdar cancer institute of fellowship in craniofacial surgery- 2 years
- Fellowship in cleft lip and palate- Maya Foundation- Bangalore till date.
- Fellowship in International Congress of Oral Implantology.
- Short term fellowship in AOCMF center, Department of Oral And Maxillofacial Surgery Morrison Hospital, Swansea, Wales, UK.
- Fellowship in Cranio-Maxillofacial Surgery.

Dr. Bhagyajothi C.S (leave from March 11<sup>th</sup> 2013 to December 31<sup>st</sup> 2015).

- Pursued Course on Statistical Reasoning for Public Health at Bloomberg School of public Health, JOHNS HOPKIN university, USA



# Bapuji Dental College & Hospital



- Honour Code Certificate: Introduction to Psychology St.Margaret's Episcopal school through edX
- Presented Paper in Workshop on "Statistical versus Clinical Significance" 3<sup>rd</sup> International Conference & Exhibition on Biometrics & Biostatistics October 20-21, 2014 Baltimore, USA

The knowledge and skills gained by them will be applied in research and patient care in future

### **3.1.12 Provide details of national and international conferences organized by the institution highlighting the names of eminent scientists/ scholars who participated in these events.**

The Scientific Committee of BDCH and in association with IDA, Davangere branch has organized the following programs.

1. CDE programme was conducted on "**Stress Management**" for professionals by Dr.Ashok Pai (psychiatrist) on 4<sup>th</sup> February 2011.
2. CDE programme was conducted on 4<sup>th</sup> March 2011 on "**Cardiac Diseases and its Management in dental Clinic**" by Dr.Somashekhar M.D. (Cardiologist).
3. CDE programme was conducted on "**Implants for Dental Practitioners**" by Dr.Srinath Takoor and on semiprecious attachments in Prosthodontics by Dr.Ramesh Nadigar on 19<sup>th</sup> April 2011.
4. CDE programme was conducted on **Video conferencing and internet applications** by Mr Shivanand, HOD, Department of Computer Science, BIET and on Nanotechnology by Dr.Sadashivappa, HOD, Department of Industrial Production, BIET on 5<sup>th</sup> May 2011.
5. CDE programme was conducted on "**Pediatrics for dental practitioners**" by Dr.GuruPrasad, Pediatrician, JJMMC, on 14<sup>th</sup> July 2011.
6. CDE programme was conducted on "**Introduction to implant dentistry**" by Dr.T.V. Narayan on 17<sup>th</sup> August 2011.
7. CDE programme was conducted on "**changing trends in Restorative dentistry**" by Dr.K.H.Kidiyoor, Professor, HOD, Department of Conservative and Endodontics, P.M.N. Dental College, Bagalkot on 19<sup>th</sup> October 2011.
8. CDE programme was conducted on "**Oral cavity in diseases of skin**" by Dr.Ravindra, senior professor, Department of dermatology, JJMMC, Davangere on 29<sup>th</sup> October 2011.



# Bapuji Dental College & Hospital



9. CDE programme was conducted on **“Infection Control and Biomedical Waste management”** by Dr.Usha M G on 12 March 2012.
10. In collaboration with IVOCLAR Vivadent, international speaker Dr. Edurado Mahn. DDS, DMD, PhD had given a lecture on **“changing the paradigm in anterior restorations: Composites Vs Ceramics”** on 27<sup>th</sup> March 2012.
11. CDE program was conducted on **“Lasers in Dentistry”** by Dr.Sham S Bhat on 5<sup>th</sup> July 2012.
12. CDE program was conducted on **“Microscopic endodontics”** by Vinay S on 2<sup>nd</sup> August 2012. .
13. CDE programme was conducted on **“Post it? Add fiber to the intraradicular space!!!”** By Dr.Deepak Mehta on 4<sup>th</sup> January 2013.
14. CDE Programme was conducted on 9<sup>th</sup> January 2013 on **“Facial Esthetics – Orthognathic surgery A Beacon of hope”** by DR.Kirthikumar Rai.
15. On 30<sup>th</sup> January 2013, a guest lecture was arranged on **“Facial spaces of the head and neck”** by Dr.Arun Venkatesh Kulkarni.
16. In collaboration with IDA Davangere branch CDE program was conducted on **“Medical Emergencies in Dental Practice”** by Dr. Shyam Gururaj Amur on 7<sup>th</sup> February 2013.
17. CDE program on **“Lasers in modern dentistry”** on 23 October 2013 by D.Chandrasekhar M Y
18. Lecture on **“Maxillofacial Prosthodontics- Scope and Limitations”** by Dr. Satyabodh Guttal on 7 December 2013
19. CDE programme was conducted on **“Biomedical waste ( Management and Handling) rules- A guide to the practioner”** by Dr.Girish M Sogi on 6<sup>th</sup> January 2014
20. A CDE Program was conducted on **“Blood transfusion and its complication”**s by Dr.Jagadeeshwari K on 30 January 2014.
21. Bapuji Academy of Continuing Education (BACE) conducted a CDE progrsm on **Biometric Tool in the Diagnosis of Temperomandibular disorders** by Dr. Prafulla Thumati on 3<sup>rd</sup> March 2014.
22. CDE program was conducted to create awareness about **“The Vector Borne Diseases and its Prevention”** by Dr. Shanta Bhat on account of World Health Day on 7<sup>th</sup> April 2014.
23. Guest Lecture by Dr. Hormuzd Vakil, Periodontist and Implantologist was hosted by BACE in collaboration with 3M ESPE Pvt. Ltd. Titled **“Post and Core”** and **“Crown and Bridge Prosthetics”** on 17<sup>th</sup> October 2014.



## Bapuji Dental College & Hospital



24. CDE program was conducted by Dr. Joseph Kennell, DDS, MS, Phd. Mid-Western University, Illinois Chicago an Alumini, titled **“Accelerated Tooth Movement/ Advances on Tissue Biology”** on 2<sup>nd</sup> March 2015.
25. BACE in collaboration with IDA conducted a CDE program on 27<sup>th</sup> February 2015, titled **“Computer Guided Implant Surgeries”** by Dr. Shivshankar.
26. Department of Oral Medicine and Radiology in collaboration with the BDCH Oral Medicine Alumini conducted CDE program titled **“Teaching Methodologies and Educational Objectives in Medical Education”** by Dr. Ranjini Shetty on 18<sup>th</sup> March 2015..
27. Department of Orthodontics conducted a CDE program in collaboration with IDA titled **“Orthodontics for General Practitioners”** by Dr.Sanjay V Ganeshkar, on 30<sup>th</sup> April 2015.
28. BACE in collaboration with IDA CDE program titled **“Contemporary Trends and Techniques in Teeth Whitening and Therapeutic Esthetics”** by Dr.Chandrasekhar Yavgal on 26<sup>th</sup> June 2015.
29. CDE Program was conducted on **“Orofacial pain and temperomandibular joint disorders”** by Dr.Suhas S on 30<sup>th</sup> July 2015.
30. Bapuji Dental College and Hospital in collaboration with 3M ESPE conducted Assisstant Training Program for staff, post-graduates, hygienists and staff nurses titled **“Advances in Cleaning and Sterilization Monitoring”** by Dr. Shashank and Dr. Kavitha Kulkarni on 8<sup>th</sup> December 2015.
31. CDE programmes on contemporary implant dentistry and workshop on **“GPS digital smile designing”** on 23/11/15 by Dr. Tarun kumar and Dr. Sagar Abhichandani.
32. CDE programme on **“Osteoimmunology and Block Grafts in Ridge deficiency”** by Dr.K.VArun on 29/02/16.
33. CDE programme on **“Medical Ethics and Ethical Dilemma”** by Dr.Vasudendra N. on 08/03/16.
34. CDE programme on **“Patents - Uses and application in biomedical research”** by Dr.Rangaswamy, HOD, Department of Biotechnology on 20/05/16.
35. CDE programme on **Statistical versus clinical significance** by Dr.C.S. Bhagyajyothi on 25/05/16.

For workshops, refer 3.1.6.

# Bapuji Dental College & Hospital

## 3.1.13 Mention the initiatives of the dept. to facilitate a research culture in the below mentioned areas:

- Training in research methodology, research ethics and biostatistics.

Newly admitted MDS students are deputed to attend the workshop on research methodology conducted by RGUHS at Bangalore. The services of biostatistician are available regularly in the institution itself. Training of faculty members and students by institute has been described in 3.1.6. Few departments (Perio, OMR, Ortho, Pedo) have been successfully recognized as center of PhD under the RGUHS with eligible guides and students are enrolled to pursue higher research in respective departments.

- Development of scientific temperament.

Enforcing students to perform preclinical surgical work on animals and cadavers stimulate them to conduct research on animal models. College provides access to scientific literature both online databases and printed scientific periodicals to ensure knowledge update on current research advances and stimulate ideas. The college conducts and encourages its faculty and students to attend CDE programs and workshops on research methodology. Students are encouraged to publish their research work during their PG course and even academic advancement of faculty based on publication policy is employed in the institute. IRB and IEC provide all the help and guidance needed for aspiring researchers.

Institution conducts intraoral photography workshop to educate the researcher to document high- quality clinical pictures.

The Bapuji Alumni Association (BEAUDIAL) has decided to give **“Life Achievement Award”** to its Alumni for excellence in Academic Achievements from 2016.

- Presence of medical/ bio ethics committee.

Yes, institute has ethical committee to scrutinize the proposed studies to be conducted. Details are provided in 3.1.2.

- Research linkages with other institutions, universities and centers of excellence. (national and international)

The college has linkages with other research centers for sharing of their resources, laboratories, and faculty expertise, clinical & laboratory materials to promote research which are described in 3.1.5.

- Research programs in basic sciences, clinical, operational research, epidemiology, health economics, etc.



# Bapuji Dental College & Hospital



Epidemiological researches routinely undertaken in the department of Public Health Dentistry and Periodontics department. Even clinical operational research concepts and health economics were focused in the UG & PG researchers of all dental specialities. Most of dental research activities are closely related to basic sciences of human body, oral and maxillofacial regions.

- Promotional avenues for multi-disciplinary, inter-disciplinary research.

The college has provided adequate facilities and eminent scholars to facilitate multidisciplinary and interdisciplinary research in various departments within the college and between sisters' concern medical and engineering colleges of the same management.

- Promotional avenues for translational research.

Use of research outcomes for the diagnosis and management of oral diseases of mankind is an objective of dental research. Some of the researchers showed the release of inflammatory mediators in GCF behaved as diagnostic and prognostic indicators and the use of natural products propolis as an effective intracanal medicament/ irrigant.

- Instilling a culture of research among undergraduate students (UG).

UGs are encouraged to take up research projects from III year BDS under the guidance of faculty members following the approval of study design by IRB & IEC. Many of the projects are funded by ICMR. These research conclusions are presented in conferences and won prizes also. To make them role model for others they were allowed to present award winning projects in ICM of the institution. Group of UGs facilitated to make models and posters which are used for educative purposes in dental camps to realize their service to community.

## Undergraduates and interns oriented extension activity:

1. **Orientation day programme** was conducted for first year BDS students on 16<sup>th</sup> November 2016.
2. Enrichment courses were conducted for undergraduates and non teaching staff as follows:
  - A. **Sugar and Diabetes** on 15<sup>th</sup> April 2016 by Dr.Raghu Prasada
  - B. **Meditation in stress management** on 20<sup>th</sup> April 2016 by Mr.C Thippeswamy Reddy
  - C. **Sedentary lifestyle** on 21<sup>st</sup> April 2016 Dr.Gayatri Devaraja
  - D. **Tobacco: Suicide for cowards** on 22<sup>nd</sup> April 2016 by Dr.Rohit A
  - E. **Salt and its effect on health** on 24<sup>th</sup> Aril 2016 by Dr.Yashwant Ganapati
  - F. **Personality Development** on 26<sup>th</sup> April 2016 by Dr.R L Nandeeshwar



# Bapuji Dental College & Hospital



G. **Communication Skills** on 3<sup>rd</sup> May 2016 by Dr.R L Nandeeshwar

H. **Time Management** on 3<sup>rd</sup> May 2016 by Dr.Tribhuvan

I. Web based training course on “**Protecting Human research Participants**” was conducted on 20<sup>th</sup> January 2014 to be a part of ONCOGRID research project in the institute for Internees by Dr.Priyanka S G

3. A seminar was conducted on 10<sup>th</sup> January 2015 regarding “**How to become Successful in PG dental entrance exams**” by Dr.Rahul Kamat

4. **Orientation programme** was conducted regarding preparation for **Competitive examinations** on 5<sup>th</sup> December 2011.

- Publication-based promotion/ incentives.

As per DCI requirement, college has adapted the policy on faculty promotion. At least one paper as first author in an indexed journal preferably in an international journal is the requirement to get promotion for reader post and similarly atleast 2 papers as first author in indexed journal preferably in international journal is mandatory for promotion to professor post.

- Providing travel grant for attending national/ international conference and workshops.

The institute encourages the faculty members to attend and to showcase their research results and other scholarly activity in national/ international conferences for which grants and special casual leaves are provided.

### 3.1.14 Does the institution facilitate

- \* R&D for capacity building and analytical skills in product development like diagnostic kits, biomedical products, etc. for the national / international market

In September 2009, a postgraduate student of Conservative Dentistry and Endodontics, Dr. Shweta Jain (currently Lecturer in Department of Conservative Dentistry and Endodontics, ESIC Dental College and Hospital, Rohini, New Delhi), under guidance of faculty members of that department, filed for the patent of the design of ‘Restoflex’ a new Pre-clinical working model.

(Refer 3.2.4 for the details)

- \* Development of entrepreneur skills in health care

- Training for staff and student was conducted by EBSCO for reference e-journal on 6<sup>th</sup> November 2015.

- Global opportunities for india dentist-a CDE conducted on 21<sup>st</sup> march 2014





# Bapuji Dental College & Hospital



- Presentation of MBA program in health care management was conducted by team member of school management, Manipal University on 27<sup>th</sup> January 2014.
- For faculty members there was demonstration regarding online learning by HITECH services on 17<sup>th</sup> June 2013.
- “Health information and communication technology transformation; opportunities and challenges” interactive discussion was conducted by Dr.P.S Ramakumar, applied cognitive systems-bangalore on 23<sup>rd</sup> August 2012.
- “Are you managing your finances correctly”- A CDE was conducted for the welfare of staff and students on 4<sup>th</sup> February 2012 by Mr.Ramesh Hegde, financial consultant.
- Training programme by EBSCO for referring e-Journals was conducted on 6<sup>th</sup> November 2015 to teaching faculty and PGs
- \* Taking leadership role for stem cell research, organ transplantation and harvesting, Biotechnology, Medical Informatics, Genomics, Proteomics, Cellular and Molecular Biology, Nanoscience, etc.

The following unique studies are conducted in the institute

- A novel method of VISTA technique using specialized instruments to treat multiple gingival recessions with minimal invasion.
- Effect of beta blocker on bone loss induced by Aa LPS in rats- A Biochemico histomorphometric study.
- Genotypic analysis of periodontopathic micro organisms in aggressive and chronic periodontitis patients.
- Evaluation of various biochemical markers in GCF for early detection and response to treatment of oral diseases
- Use of laser to approximate the flaps without sutures in flap surgery procedures and evaluation of angiogenesis by using by Doppler method. (ongoing)
- Use of meloxicam muco adhesive films and diclophenac sodium, ketorolac patches for management of post surgical pain.
- Use of Nanocrystalline graft for periodontal regeneration.

### **3.1.15 Are students encouraged to conduct any experimental research in Yoga and / or Naturopathy?**

Yes,



# Bapuji Dental College & Hospital



- a) A CDE Program on “the art of mind control” was conducted by ISKCON-bangalore on 18<sup>th</sup> and 25<sup>th</sup> March 2015 and 1<sup>st</sup> & 8<sup>th</sup> of April 2015 for students and faculty members.
- b) Dr.Rajarajeshwari has conducted a study on “**Dental Ergonomics**” to evaluate the effect of body posture during dental treatment.
- c) Various invivo and invitro studies have been conducted using natural products like propolis, coffee bean, tulasi extract etc., and still some studies are ongoing.
- d) **Meditation and yoga classes** started from 23<sup>rd</sup> May 2016 daily from 6 Am to 7 Am in the 1<sup>st</sup> floor Corridor of BDCH, by faculty of Pathanjali group.

## 3.2 Resource Mobilization for research

### 3.2.1 How many departments of the institution have been recognized for its research activities by national/ international agencies (ICMR, DST.DBT,WHO, UNESCO, AYUSH,CSIR,AICTE, etc) and what is the quantum of assistance received? Mention any two significant outcomes or breakthroughs achieved by this recognition.

Preventive and community dentistry of the institute has conducted 8 projects under ICMR funding. Approximately 70000 Rs assistance has been received to complete the projects. Even internationally recognized ONCOGRID project of Boston University has funded 60000 Rs to OMR and PCD departments. In 2013, breakthrough was achieved as the college is recognized by the affiliated health university RGUHS as centers for carrying out research leading to a doctoral degree (PhD) in the speciality of OMR, Ortho, Pedo, & Perio departments. This has provided an opportunity for faculty members to enroll for their PhD degrees.

### 3.2.2 Provide the following details of ongoing research projects of faculty:

- Oral Medicine & Radiology: 07
- Oral Surgery: 07
- Pedodontics: 11
- Orthodontics: 05
- Periodontics: 15
- Conservative & Endodontics: 07
- Prosthodontics: 10
- Public Health Dentistry: 5
- Oral Pathology & Microbiology: 01



# Bapuji Dental College & Hospital



### **3.2.3. Does the institute have an Intellectual Property Rights (IPR) cell?**

Yes, College has IPR cell. efforts on creating awareness about it have been made.

### **3.2.4. Has the institution taken any special efforts to encourage its faculty to file for patents? If so how many have been registered and accepted?**

Yes, the institution encourages its faculty to file patents. CDE program is conducted to know how about the processing and registration formalities by staff of Biotechnology from BIET for the patency. At present we have patency for one project from department of conservative and endodontics

In September 2009, a postgraduate student of Conservative Dentistry and Endodontics, Dr. Shweta Jain (currently Lecturer in Department of Conservative Dentistry and Endodontics, ESIC Dental College and Hospital, Rohini, New Delhi), under guidance of faculty members of that department, filed for the patent of the design of 'Restoflex' a new Pre-clinical working model. It is especially designed for the student to carry out various restorative and endodontic procedures in an environment that closely simulate clinical situations. This will help them to provide smooth transition from pre-clinical environment to clinical one. The Restoflex- pre-clinical working model was fabricated in the department of Conservative Dentistry and Endodontics, Bapuji Dental College and Hospital, Davangere and used materials such as silicone rubber material, acrylic base plate, eighteen gauge stainless steel wire loop. Senior faculty members of the college provided the literature and articles to Dr. Shweta Jain for filing the patent claim. Following application, the office of the Intellectual Property of India, Chennai, scrutinised the same and asked for clarifications/corrections, which was rectified by the faculty members. The patent was granted in 18<sup>th</sup> March 2011, with Dr. Shweta Jain as first authors (principal owners/signatories for the transferring of patent/IP), Dr. Imran M Khaisar as the second author and Prof. Sophia Thakur as the third author.

### **3.2.5 Does the institution have any projects sponsored by the industry / corporate houses? If yes, give details such as the name of the project, funding agency and grants received.**

Under process

### **3.2.6. List details of**

**a) Research projects completed and grants received during the last four years (funded by national/ international agencies).**

b) Inter-institutional collaborative projects and grants received

Department	Nature of project	Duration Year	Submitted for grant	Name of the funding agency	Total grant sanctioned	Received
PHD	Major projects	-	-	-	-	-
	Minor projects	2011	1	ICMR	10,000/-	10,000/-
		2012	4	ICMR	40,000/-	40,000/-
		2013	0	ICMR	-	-
		2014	2	ICMR	20,000/-	20,000/-
		2015	1	ICMR	Not funded	Not funded
	Interdisciplinary projects					
	Industry sponsored					
	Projects sponsored by university/ college	2014-2015	2014-2015	Boston, university, usa.		60,000
	Student research (other than compulsory by university)					
Any other						
OMR	Projects sponsored by university/ college	2014-2015	2014-2015	Boston, university, usa.		60,000
	Total					1,90,000

I. National collaborations.

II. International collaborations.

The details are mentioned in 3.1.5.

### 3.2.7 What are the financial provisions made in the institution budget for supporting students' research projects?

YEAR	TOTAL BUDGET AMOUNT
2011-12	200000.00
2012-13	300000.00
2013-14	300000.00
2014-15	300000.00
2015-16	1000000.00

### 3.3 Research Facilities

#### 3.3.1 What efforts have been made by the institution to improve its infrastructure requirements to facilitate research? What strategies have been involved to meet the needs of researchers in emerging disciplines?

To promote research, college has established facilities like upgrading infrastructure, providing researcher with seeding money, giving special casual leave, updating the scientific literature availability both online and print version, extending working time of the department to conduct research etc. Institute has upgraded its infrastructure by investing and procuring hi-tech instruments like PRF machine, Radio-visiography, TEMP in oral medicine, diode laser and third generation Florida periodontal probe in Periodontics. Implant kits and physio dispenser, VISTA instruments, Piezo surgical instruments in implant department. Microsurgical endodontic microscope, instruments like advanced apex locators, endo activators, system B continuous wave compaction with elemental obturation unit, latest restorative materials like bio-dentin, and advanced composites in Conservative department. DMRB research microscope and stereomicroscope with image analysis software attached to a digital camera, hard tissue microtome, hematology analyzer and biochemical analyzer, centrifugal machine in oral pathology department, ceramic furnaces, titanium casting machine, Hanau articulator, sandblasting machine in the prosthodontics department, conscious sedation unit and laser unit in pedodontics department, universal bracket testing machine in orthodontics department well equipped operation theater in the oral surgery department. In every year's institutional budget stipulated amount has been



# Bapuji Dental College & Hospital

reserved to improve infrastructure for promotion of research as per the requirement of researcher and advancement of research technologies.

### **3.3.2 Does the institution have an Advanced Central Research facility? If yes, have the facilities been made available to research scholars? What is the funding allocated to the facility?**

Yes, the institute is in the process of establishing advanced central research facility. Presently topics like dental implants, soft tissue lasers, bone grafts, PRF procurement, conscious sedation, piezo surgery, advanced restorative/regenerative materials, use of research microscope are included for the research purpose. All the facilities are made available to the interested faculty and student researchers. To encourage research scholars seeding money will be provided by the institution and every year institutional budget allocate research fund and utilized to encourage them. Institute is even have collaborative agreement with various centers around the country to utilize the advanced resource facility such as Marata mandal's NGH institute of dental sciences and research center, medical college microbiology and general pathology department, BIET engineering college, Davangere etc. As per the requirement facility usage charges are paid for utilizing the centers.

### **3.3.3 Does the institution have a Drug Information Centre to cater to the needs of researchers? If yes, provide details of the facility.**

Bapuji Dental College & Hospital itself does not have a separate drug information center but there is display of information regarding drugs dealt in dentistry in sister concerned JJM Medical College, pharmacy department, which is updated regularly.

### **3.3.4 Does the institution provide residential facilities (with computer and internet facilities) for research scholars, post-doctoral fellows, research associates, summer fellows of various academics and visiting scientists (national/international)?**

Yes, the institution provides food, well maintained and ventilated residential accommodation, the computer and internet facility available in the campus to the national/international eminent research scholars.



# Bapuji Dental College & Hospital

## **3.3.5 Does the institution have centres of national and international recognition/repute? Give a brief description of how these facilities are made use of by researchers from other laboratories.**

The central library has vast number of textbooks and journals. Facilities like research microscope, hard microtome, PRF machine, Peizo surgery, soft tissue laser etc., have made our institution unique to support and encourage researchers. Several departments due to their extraordinary research accomplishments and publication of their work in high impact journals made them as centers of repute and excellence among dental professionals. With the consent of principal, the researchers from other institutions/laboratories communicate to utilize library, lab facility and resourceful faculty members to discuss the study design and execution. National and international students are trained in the implant department and helped to get fellowship recognized by ICOI, Newjersy, approximately 150 students are trained. Our college was center for IGNOU in the department of Conservative & Endodontics. Approximately 18 students are trained under this programme.

## **3.3.6 Clinical trials and research**

### **\* Are all the clinical trials registered with CTRI (Clinical Trials Research of India)?**

The college is in the process of registering with CTRI. Presently no clinical trials are registered with CTRI. From 2016, all clinical trials are recommended to register under CTRI.

## **3.4 Research publications and awards**

### **3.4.1 Does the institution publish any research journals(s)? if yes indicate composition of the editorial board, editorial policies and state whether it/ they is/ are listed in any international database.**

Yes, the Institute publishes a research journal. The composition of present editorial board details is;

Editor-In-Chief: Dr.Gayathri G.V.

Associate Editor: Dr.Sujatha G.P.

Assistant Editor: Dr.Shobha.C

**International Journal of Oral health Sciences (ISSN 2231-6027, E-ISSN: 2348-5094)** is an official publication of Bapuji Dental college Alumni Association. It is a peer reviewed Journal. It is a Bi- annual (Jan-June & July- Dec) print Journal from 2011. It became online since 2013. Now it is available both online and print on demand compilation of issues



# Bapuji Dental College & Hospital



published. The journal full text is available online at <http://www.ijohsjournal.org>. The journal allows free access (Open access) to its contents & permits authors to self archive final accepted version of the articles on any OAI-Compliant institutional/ subject- based repository. The journal does not charge for submission, processing, or publication of manuscripts and even for color reproduction of photographs. The journal will cover technical and clinical studies related to health, ethical, and social issues in the field of Dentistry. Articles with clinical interest and & implications will be given preference. Our journal is getting the attention of the global scholars.

Presently the journal is registered with the following abstracting partners: British Library, CNKI (China National Knowledge Infrastructure), EBSCO Publishing's, Electronic Databases, Exlibris-Primo Central, Google Scholar, Hinari, Infotrieve, Journal Guide, National Science Library, Open J Gate, ProQuest, Tdnet.

## 3.4.2 Give details of publications by the faculty and students:

### • Number of papers published in (national/ international) Journals

Sno	Department	Publications Number	
		National	International
1	Oral Medicine and Radiology	70	09
2	Oral and Maxillofacial Surgery	31	18
3	Pedodontics	24	30
4	Orthodontics	18	10
5	Periodontics	98	20
6	Conservative and Endodontics	71	05
7	Prosthodontics	20	32
8	Public Health Dentistry	25	19
9	Oral Pathology	28	04

**To encourage Researchers, Institution is awarding Department and staff with highest Publications**

### MONOGRAPHS

2011:





# Bapuji Dental College & Hospital



1. Type II fimA genotype of Porphyromonas gingivalis: A reliable marker of periodontal disease activity. by Dr Triveni M.G and Dr D.S Mehta (LAP LAMBERT Academic Publishing)
2. Forensic Odontology: An overview. The fundamentals of Forensic Odontology. by Dr Pramod G.V. (LAMBERT Academic publishing)
3. 2012:
4. Oral squamous cell carcinoma- Cervical lymph nodes metastasis by Dr Geetha N.T (Lambert academic publishing. Germany).
5. 2013:
6. Denture cleansing an insight, by Dr. Chetan M.D. (LAP LAMBERT publications)
7. Efficacy of various spray disinfectants on alginate impression materials, By Santosh Doddanni. (LAP Lambert publication)
- 2014:
8. Prosthodontic Management of Temporomandibular Disorders, by Dr. Neha Arora, Dr. Nandeshwar D.B. (LAMBERT academic publication)

## CHAPTERS IN BOOKS

2011:

1. Textbook of Orthodontics- 1<sup>st</sup> edition by Dr A.T Prakash. (Paras Medical Publishers, New Delhi)
2. Textbook of Orthodontics- 1<sup>st</sup> edition by Dr Kiran Kumar H.C. (Paras Medical Publishers, New Delhi).
3. Textbook of Pediatric Dentistry- 3<sup>rd</sup> edition "Periodontal diseases in children" by Dr D.S.Mehta (Arya Medi Publishing House).
4. Bonding to tooth structure by Dr. Aravind Shenoy. Federation of Operative Dentistry, India

2012:

5. Textbook of Pediatric dentistry 4th edition by Dr Sadashiva Shetty. (Arya Medi Publishing House).
6. Traumatic injuries by Dr Aravind Shenoy, Course syllabus of IGNOU distance education program on Endodontics.
7. Endo Perio inter-relationship by Dr Aravind Shenoy, Textbook of Periodontology and Oral Implantology, 2<sup>nd</sup> Edition.

2013:



# Bapuji Dental College & Hospital



1. Textbook of Oral Medicine Oral Diagnosis and Oral Radiology- Red and White lesions by Dr Ashok L. (Elsevier India Pvt Ltd)
2. Esthetic management of anterior teeth by Dr Arun J. (Lambert Academic Publishing) 2014:
3. Adaptation editor for Philips Science of Dental materials by Dr. Arvind Shenoy. (Elsevier India Pvt Ltd) 2015:
4. Aggressive Periodontitis, Textbook of Periodontology and Oral Implantology, 2<sup>nd</sup> edition by Dr D.S Mehta. (Elsevier publication)
5. Tooth selection of edentulous in Saudi Arabia by Pavankumar Ravi Korlakunte. (GRIN publishers)

BOOKS EDITED- 0

BOOKS WITH ISBN DETAILS OF PUBLISHERS

2014

1. Viva- voce in oral pathology (with explanatory answers) by Dr. Vikram Amberker ISBN: 978-93-5152-114-3. (JAYPEE BROTHERS)
2. NUMBER LISTED IN INTERNATIONAL DATABASE ( FOR E.G. WEB OF SCIENCE, SCOPUS, HUMANITIES INTERNATIONAL COMPLETE, EBSCO HOST, GOOGLE SCHOLAR, ETC)
3. CITATION INDEX- RANGE/AVERAGE
4. IMPACT FACTOR- RANGE/AVERAGE)
5. H-INDEX

The following department wise information's are compiled and printed in a manual which is available with Research Committee.

- No. of articles in journal with impact factor- 50
  - Impact factor – range / average-
- 2011-** Average- 7.03, Range: 0.2013 – 3.573 (min to max values)
- 2012-** Average-1.67, Range: 0.466 – 4.139 (Min to Max)
- 2013-** Average-1.41, Range: 0.968 – 4.139 (Min to Max)
- 2014-** Average-1.57, Range: 0.968-4.139 (Min to Max)
- 2015-** Average-2.04, Range: 0.968 – 4.193 (Min to Max)
- Citation index – range / average- Articles have been cited as 1- 353

- H index with Google Scholar Graphs- Enclosed in annexure

### 3.4.3. Does the institution publish any reports/ compilations/ clinical round ups as a part of clinical research to enrich knowledge, skills and attitudes?

Institution does not publish any reports/ compilations/ clinical round ups as a part of clinical research but the institution has its own alumini journal (details in 3.4.1). In association with IDA, Davangere branch, institute publishes **Journal of Dental Practice and Research**. In both the journals, quality articles of staffs and students are published. Articles are also published in peer reviewed; pubmed indexed other national and international journals.

### 3.4.4 Give details of:

Faculty serving on the editorial boards of national and international journals

#### Oral Medicine:

S No	Faculty	Post Held	Journal
1.	<b>Dr.Ashok L-</b>	Editorship/ Member Reviewer	1. Elsevier South Asia Advisory Board in Oral Medicine & Radiology 2. Pearl Dent, 3. e-journal of Dentistry 4. Journal of Indian Academy of Oral Medicine & Radiology 5. International Journal of Oral Health Sciences 6. e-journal of Dentistry 7. Tehran university journal 8. Red flower publication 9. Innovative publication 10. Journal of oro facial and health sciences 11. Indian Journal of Dental Research
2.	<b>Dr.Shivaprasad S</b>		12. Red flower publication 13. International Journal of Oral Health Sciences 14. Journal of Indian Academy of Oral Medicine & Radiology
3.	<b>Dr.Sujatha G P</b>		15. Red flower publication 16. Indian Journal of Dental Research, 17. Journal of Indian Academy of Oral Medicine & Radiology 18. Pearl Dent 19. e-journal of Dentistry 20. Innovative publication.

4.	<b>Dr.Ranjani Shetty</b>		21. International Journal of Pharmacy and Pharmaceutical Sciences
5.	<b>Dr.Poornima R</b>		22. Red flower publication 23. Institute of Doctors, Engineers, Scientists 24. Case study of dental sciences, 25. Indian Academy of Oral Medicine And Radiology

### Orthodontics:

S No	Faculty	Post Held	Journal
1.	<b>Dr. K Sadashiva Shetty</b>	Reviewer	26. Comprehensive clinical Dentistry. 2011 till date
2.	<b>Dr. E. T Roy</b>	Reviewer	27. Journal Of Indian Orthodontic Society.- 2010 till date
3	<b>Dr.Kiran Kumar C</b>	Reviewer	28. Journal Of Indian Orthodontic Society.

### Pedodontics:

S No	Faculty	Post Held	Journal
1.	<b>Dr Prabhakar A.R.</b>	Reviewer/ Editor	29. Journal of Indian Society of Pedodontics and Preventive Dentistry 2012 30. Contemporary Clinical Dentistry-2012-2015 31. International Journal of Oral Sciences-2012 & 2015
2.	<b>Dr. Chandrashekhar Yavagal</b>	Reviewer/Editor	32. Journals of Oral Lasers, 33. Official publication of SOLA (Society for Oral Lasers applications): 2012-15.



# Bapuji Dental College & Hospital



3	<b>Dr Saraswathi. V. Naik</b>	Reviewer/Editor	34. Indian Journal of Dental Education (IJDE)-2015 35. Indian Journal of Forensic Odontology (IJFO)-2015 36. Journals of Health Sciences -2014
---	-------------------------------	-----------------	--

## Periodontics:

S No	Faculty	Post Held	Journal
1.	<b>Dr.D.S.Mehta</b>	Editorship/ Member of Editorial board/ Reviewer of Journals	<p><b>NATIONAL:</b></p> <p>37..Journal of Indian Dental Association 38.Journal of Indian Society of Periodontology 39.Contemporary Clinical Dentistry 40..India Journal of Dental Research 41.Indian Journal of Dentistry 42.Journal of Odontological Research 43.Journal of Dental Research and Scientific Development 44.Journal of Dental Practice 45.International Journal of Oral Health Sciences</p> <p><b>INTERNATIONAL:</b></p> <p>46. Journal of Periodontology 47. Journal of Clinical Periodontology 48. Journal of Periodontal Research 49. Journal of Oral Sciences 50. Iranian Journal of Veterinary Research 51. International Journal of Dental Hygiene 52. World Dental Journal 53. Dental Research Journal 54. International Journal of Dental Science and Research 55. Oral diseases 56. Journal of Clinical Dental Research Organization 57. Journal Of Investigative and Clinical Dentistry 58. International Journal Of Medicine and Medical Sciences 59. Acta odonta Scandinavia</p>
2.	<b>Dr. Gayathri</b>	Editor (2015-	60. International Journal of Oral Health



# Bapuji Dental College & Hospital



	<b>GV</b>	2016) Associate Editor(2013- 2014)  Reviewer Reviewer Reviewer	Sciences International Journal of Oral Health Sciences  61. Karnataka State Dental Journal 62. Bentham Science Publisher 63. Journal of Allergy and therapy (OMICS publishing group)
3.	<b>Dr. Triveni MG</b>		64. International Journal of Oral Health Sciences
4.	<b>Dr. Tarun Kumar AB</b>	Reviewer	65. International Clinical Dental Research Organisation 66. International Journal of Implant Dentistry 67. Journal of prosthodontics 68. International Journal of Oral Health Sciences
5.	<b>Dr. Raison Thomas</b>	Editor (2013- 2014) Associate Editor(2011- 2012)  Reviewer	69. International Journal of Oral Health Sciences  70. Contemporary Clinical Dentistry 71. Journal of Indian Society of Periodontology
6.	<b>Dr. Rucha Shah</b>	ReviewerEditorial Board member	72. European Dental Journal 73. International Journal of Oral Health Sciences 74. Journal of Clinical and Diagnostic Research

- Faculty serving as members of steering committees of national and international conferences recognized by reputed organizations / societies
- Faculty serving as members of steering committees of National conferences by reputed organisations:

#### **Dr.Ashok L:**

- President elect for IAOMR in the year 2011-12
- President of IAOMR 2012-13
- Immediate past president 2013-14



# Bapuji Dental College & Hospital



- IDA davangere branch executive committee member from 2011-14
- IDA davangere branch president elect 2015
- South zone National coordinator for IAOMR conferences 2011-14
- Coordinator for national pg convention 2011-14.

## **Dr. Shivaprasad S:**

- Served as Secretary in National Triple O symposium in March 2015
- Served as Chairman for gifts and mementos in IDC conference February 2015
- IAOMR secretary for the year 2013-2015
- Served as Secretary in National Triple O symposium in March 2014 at udaipur
- Served as Secretary in National PG convention of IAOMR in July 2014, Bangalore
- Served as Secretary in National conference IAOMR November 2014, Mangalore
- Served as CDH chairman in IDA Karnataka state conference 2014
- Served as CDE chairman in IDA karnataka state branch 2012
- Served as editor-in – chief for Karnataka state journal (KSDJ) 2009-2011.

## **Dr. Sujatha G P:**

- Serving as associate editor for the journal of IJOHS in 2014-2015
- Served as assistant editor for the journal of IJOHS in 2013-2014
- Served as vice president in IDA davangere branch in 2013-2014
- Served as EC member in IDA davangere branch in 2011-2012

## **Dr. Pramod G V:**

- Served as honorary treasurer in IDA davangere branch in 2010-11
- Served as vice president in IDA davangere branch in 2011-12
- Served as Executive committee member in IDA davangere branch in 2012-13
- Served as CDE chairman in IDA davangere branch in 2013-14

## **Dr. Ranjani Shetty:**

- Serving as assistant secretary IDA davangere branch in 2015-2016

## **Dr. Poornima R:**

- Serving as joint secretary IDA davangere branch in 2015-2016

## **Dr. Sangeeth siddabasappa:**

- Served as EC member in IDA davangere branch in 2014-15.
- Serving as Editor in IDA davangere branch in 2015-2017.

## **Dr. Shubha C:**

- Serving as assistant Editor in IDA davangere branch in 2015-2017.
- Serving as assistant Editor in IJOHS in 2014-2015

**Dr. Chandrashekhara Yavagal:** Adjunct faculty (11/07/2013)- University of Genova, Italy for their International Diploma in Laser dentistry programs for India.

### 3.4.5 Provide details for the last four years

#### ❖ Research awards received by the faculty and students

Department name	Number of awards received
Oral Medicine And Radiology	24
Oral Surgery	7
Pedodontics	24
Orthodontics	18
Periodontics	50
Conservative and Endodontics	12
Prosthodontics	11
Public health dentistry	13
Oral Pathology	2
Total	161

### 3.4.6 Indicate the average number of post graduate and doctoral scholars guided by each faculty during the last four years.

On an average, each postgraduate guide enrolls 1 PG student per year.

### 3.4.7 What is the official policy of the institution to check malpractices and plagiarism in research? Mention the number of plagiarism cases reported and actions taken.

All research projects are reviewed and approved by IRB and IEC to check malpractice. Editorial board of college journal looks in to plagiarism. Till date no cases are reported.

### 3.4.8. Does the institution promote multi/interdisciplinary research? If yes, how many such research projects have been undertaken and mention the number of departments involved in such endeavours?

Yes, institute promotes multi/interdisciplinary researches. 143 number of research projects have been undertaken. All the specialties of the dentistry are involved with engineering,



medical and basic sciences departments for the multidisciplinary research work. The details are mentioned in 3.1.5

### 3.4.9 Has the university instituted any research awards? If yes, list the awards.

Yes, the college has research awards.

### 3.4.10 What are the incentives given to the faculty and students for receiving state, National and international recognition for research contributions?

Faculty will be provided

- Paid leave for research activities.
- The registration fee and travelling allowance will be given to the researcher.

### 3.4.11 Give the details of the postgraduate and research guides of the institution during the last four years.

#### ORAL MEDICINE:

Sno	PG Student	Guide	Year
1	Dr.Vishwajeet Dalvi tukaram	Dr.Sujatha G P	2011-2014
2	Dr.Dilip kumar K H	Dr.Ashok L	
3	Dr.Aditya sao	Dr.Shivaprasad S	
4	Dr.Keerthi V Nair	Dr.Pramod G V	2012-2015
5	Dr.Ishitha Agarwal	Dr.Sujatha G P	
6	Dr.Adiraj Roy	Dr.Shivaprasad S	
7	Dr.Kanad chaudhuri	Dr.Ashok L	2013-2016
8	Dr.Brajesh Kumar	Dr.Shivaprasad S	
9	Dr.Ratheesh A V	Dr.Sujatha G P	
10	Dr.Hardhik Mehta	Dr.Ashok L	2014-2017
11	Dr.Latika Bachani	Dr.Ashok L	
12	Dr.Shilpa A	Dr.Shivaprasad S	
13	Dr.Aditi Agarwal	Dr.Sujatha G P	2015-2018
14	Dr.Kriti Saharan	Dr.Shivaprasad S	
15	Dr. M.K.Navya	Dr.Sujatha G P	
16	Dr. Somasingh R.L	Dr.Ashok L	



# Bapuji Dental College & Hospital



## ORAL SURGERY

Sl No	Name of PG student	Research guide	Y2011ear
1.	Dr. Shreenath h wajantri	Dr. Kirthi kumar rai	2011-2014
2.	Dr. Deepthi b.	Dr. Kirthi kumar rai	
3.	Dr. Hunny jain	Dr. Rajesh kumar b.p.	
4.	Dr. Ankush bhandhari	Dr. Subhash rai	
5.	Dr. Kazi makhdum Hassan	Dr. Shivakumar h.r.	
6.	Dr. Rakshit sinai vijay khandeparker	Dr. Amarnath P Upasi	
7.	Dr. Srinivas	Dr. Kirthi kumar rai	2012-2015
8.	Dr. Riya Mariam Raju	Dr. Kirthi kumar rai	
9.	Dr. Padmanidhi Agarwal	Dr. Shivakumar h.r	
10.	Dr. Gaurav Malik	Dr.Uma Shankara K V	
11.	Dr. Kansagara Parimaanchl Ranchobhai	Dr. Shivakumar H R	
12.	Dr. Sushmita Punit	Dr. Amarnath P Upasi	2013-2016
13.	Dr.Abhishek Agarwal	Dr.Uma Shankara K V	
14.	Dr.Kavita Devi M	Dr.Uma Shankara K V	
15.	Dr.Tarun Mahajan	Dr.Uma Shankara K V	
16.	Dr.Sumit Shamvani	Dr. Kirthi kumar rai	
17.	Dr.Sneha Patankar	Dr. Amarnath P Upasi	
18.	Dr. Priya Pandey	Dr. Shivakumar H R	
19.	Dr.Shazia Sayeed	Dr. Kirthi kumar rai	2014-2017
20.	Dr.Shivani Kumari	Dr. Amarnath P Upasi	
21.	Dr.Sushma K	Dr.Uma Shankara K V	
22.	Dr.G Jeevan Kumar	Dr.Uma Shankara K	2015-2018
23.	Dr.Shreepriya Miskin	Dr.Kirtikumar Rai	
24.	Dr.Nitesh Chhikara	Dr.Amaranath P Upasi	
25.	Dr.Vinitha Annavarjula	Dr. Shivakumar H R	
26.	Dr.Varun Kocher	Dr.Kirtikumar Rai	
27.	Dr.Vibha B Wodeyar	Dr.Geetha N T	

## ORTHODONTICS:



# Bapuji Dental College & Hospital



Sno	Name of the student	Name of the guide	Year
1	Dr. Chris L . Saldanha	Dr. Kiran Kumar	2011-12
2	Dr. Naveen Hiregoudar	Dr. Vijay N.	
3	Dr. Sonu P. Raju	Dr. Vijay N.	
4	Dr. Kanupriya Agarwal	Dr. E. T Roy	
5	Dr. Juliene Rose Anotny	Dr. Praskash A. T	
6	Dr. Jasleen Kaur	Dr. K. Sadshiva Shetty	
7	Dr. Riddhi Chawla	Dr. K. Sadashiva Shetty	2012-13
8	Dr. Gargi Sarkar	Dr. K. Sadashiva Shetty	
9	Dr. Venkatesh Palankar	Dr. Vijay N.	
10	Dr. Tara	Dr. Kiran Kumar H. C	
11	Dr. Amrit Pal Singh	Dr. A.T.Prakash	2013-14
12	Dr. Karthik Shetty	Dr. Shravan Kumar H. K	
13	Dr. Sri renga Lakshmi	Dr. Vijay N.	
14	Dr. Kothamsu Praneeth Kumar	Dr. Vijay N.	
15	Dr. Prahlad Prabhod Kumar Shenava	Dr. Prakash A. T	
16	Dr. Rahul Bachwani	Dr. Kiran Kumar H.C	
17	Dr. Chandan Kumar	Dr. Shravan Kumar H. K	2014-15
18	Dr. Arushi Jaiswal	Dr. Vijay N.	
19	Dr. Faraz Afzal T	Dr. Vijay N	
20	Dr. Prateek Singhal	Dr. Kiran Kumar	
21	Dr. Mohd Zoheb	Dr. A.T.Prakash	
22	Dr. Kothapalli Manasa	Dr. Shravan Kumar H. K	
23	Dr. Laxmi Bhanu	Dr. Deepthi Shiri	2015-18
24	Dr. Arushi Jaiswal	Dr. Vijay N.	
25	Dr. Chethan. S	Dr. N. Vijay	
26	Dr. Khan Mohammed Nadeem Zuber Ahmed	Dr. N. Vijay	
27	Dr. Mohammed Nayeem	Dr. Kiran Kumar H.C.	
28	Dr. Nishita Sinha	Dr. Kiran Kumar H.C.	
29	Dr. Suvida Rengarajan	Dr. Deepthi Shiri	



# Bapuji Dental College & Hospital



## PERIODONTICS:

Sno	Guide	Student	Year
1	Dr. D.S. Mehta	Dr. Jishnu	2011-2014
2	Dr. D.S. Mehta	Dr Supriti	
3	Dr. Gayathri G.V.	Dr Shilpa	
4	Dr. Triveni M.G.	Dr Vinita	
5	Dr. Tarun kumar B. A.	Dr Chaitra	
6	Dr. Raison Thomas	Dr Ankit	
7	Dr. D.S. Mehta	Dr Daya S	2012-2015
8	Dr. Gayathri G.V	Dr.Bharath Kanth	
9	Dr. Triveni M.G.	Dr. Priyadharshini V	
10	Dr. Tarun kumar B. A.	Dr. Raja Rajeshwari S.	
11	Dr. Raison Thomas	Dr. Subani Bedi	
12	Dr. Sowmya NK	Dr. Dale Coutinho	
13	Dr.D.S. Mehta	Dr Lavanya Pragada	2013-2016
14	Dr. Gayathri G.V	Dr Sapnil Gaidhankar	
15	Dr. Triveni M.G.	Dr Ipshita Narayan	
16	Dr. Tarun kumar B. A.	Dr Kanchan Arya	
17	Dr. Raison Thomas	Dr.P. Shree Lakshmi Deepika	
18	Dr. Sowmya NK	Dr Preetham Pulluri	
19	Dr.D.S. Mehta	Dr.Sini T Damodar	
20	Dr.Gayathri G V	Dr.Arptha N.P.	
21	Dr.Triveni M.G.	Dr.Kriti Mehrotra	



# Bapuji Dental College & Hospital



22	Dr.Tarun Kumar	Dr.P.Sai Divya Gayatri	2014-2017
23	Dr.Raison Thomas	Dr.Erra Puri	
24	Dr.Soumya N.K.	DR.Sirisha Patimalla	
25	Dr.D.S. Mehta	Dr.G.Neeharika Sree	2015-2018
26	Dr.Gayathri G V	Dr.Atika Tulsyan	
27	Dr.Triveni M.G.	Dr.Rishi Raj	
28	Dr.Tarun Kumar	Dr.Khyati Chandra Kirtikumar	
29	Dr.Raison Thomas	Dr.Shilpy Bhandari	
30	Dr.Soumya N.K.	Dr.Sonu Suresh	

## ENDODONTICS:

Sno	Guide	Student	Year
1	Dr.Mallikarjun.Goud.K	Dr. Priya Magadum Dr.Poonam Lalwani	2011-2014
2	Dr.Sathyanarayanan .R	Dr.Ravi Kumar Shukla	
3	Dr. Sophia Thakur	Dr. Praveen Rajesh	
4	Dr. Arvind Shenoy	Dr. Mohamed Shafi	
5	Dr. Subhash T S	Dr. Hridya E Prasy	
6	Dr.Mallikarjun.Goud.K	Dr. Nishanth P	2012-2015
8	Dr.Sathyanarayanan .R	Dr. Anubhav Sood	
9	Dr. Sophia Thakur	Dr. Deepa Jinan Dr.Sanchita Gulati	
10	Dr. Arvind Shenoy	Dr. Mahalaxmi V	
11	Dr. Deepak B.S	Dr. Pavan Udagani	
14	Dr.Mallikarjun.Goud.K	Dr. Mayuri B.S	2013-2016
16	Dr. Sophia Thakur	Dr. Harshul Sharma	
17	Dr. Arvind Shenoy	Dr. Maulsree Gularia	
18	Dr. Sophia Thakur	Dr. Suman Parmar	
19	Dr.Mallikarjun.Goud.K	Dr. Sherin Jose Chockattu	
20	Dr. Nandini.T.N	Dr. Saron Ramesh Nair	
21	Dr.Mallikarjun.Goud.K	Dr. Hemanth Kumar PMV	2014-2017
22	Dr. Sophia Thakur	Dr. Priyanka Perumalla	



# Bapuji Dental College & Hospital



23	Dr. Arvind Shenoy	Dr. Mayank Kumar Sharma	2014-2017
24	Dr.Mallikarjun.Goud.K	Dr. Neha Sablok	
25	Dr. Nandini.T.N	Dr. Suvarna Chandrakant chavan	
26	Dr. Sophia Thakur	Dr. Jyothi Warad	
27	Dr.Mallikarjun.Goud.K	Dr.Chitale Madhura Milind	2015-2018
28	Dr. Sophia Thakur	Dr. T. Chandra Sekhar	
29	Dr. Arvind Shenoy	Dr. Rajeev Ranjan	
30	Dr. Nandini.T.N	Dr.Shanmukhram Machiraju	

## PROSTHODONTICS:

Sno	Guide	Student	Year
1	Dr I.V.Rudraprasad	Dr. Rohith B	2011-2014
2	Dr. Nandeeshwar D.B	Dr. Siddharth Mehta	
3	Dr. Dhanya Kumar B.H	Dr. AchintKhullar	
4	Dr. Nandeeshwar D.B	Dr. ReetikaJaidev	
5	Dr. Gautam Shetty	Dr. Mohammad Ziauddeen	
6	Dr. shivamurthyShadakshari	Dr. Ashish Bansal	
7	Dr I.V.Rudraprasad	Dr. SuvadipKundu	2012- 2015
8	Dr I.V.Rudraprasad	Dr. Manish Airan	
9	Dr. shivamurthyShadakshari	Dr. Mahesh Kumar Reddy K	
10	Dr. Nandeeshwar D.B	Dr. Neha Arora	
11	Dr. Nandeeshwar D.B	Dr. Sangeetha K.M	
12	Dr. Dhanya Kumar B.H	Dr. ShreyKundra	
13	Dr. Nandeeshwar D.B	Dr. Pulkit Chandra	2013-2016
14	Dr. shivamurthyShadakshari	Dr. Mrudula S	
15	Dr. Dhanya Kumar B.H	Dr. Charu Gupta	
16	Dr. Nandeeshwar D.B	Dr. palvinder Kaur	
17	Dr I.V.Rudraprasad	Dr. Navneet Kumar	
18	Dr. Sunitha N. Shamanur	Dr. Merrily Nongsiej	
19	Dr Nandeeshwar D B	Dr. Sriashwini B.K	
20	Dr Dhanyakumar B H.	Dr. Mulchandani Monica	

21	Dr. Rudraprasad I V	Dr. Kim Maria George	2014-2017
22	Dr Nandeeshwar D B	Dr. Leela B	
23	Dr. Rudraprasad I V	Dr. CH Shashank	
24	Dr Nandeeshwar D B	Dr. Rasalika agrawal	2015-2018
25	Dr Nandeeshwar D B	Dr. Karunakar keshav	
26	Dr. Rudraprasad I V	Dr. Sakshi verma	
27	Dr. Rudraprasad I V	Dr. Athira suresh	
28	Dr Dhanyakumar B H	Dr. Manisha singh	
29	Dr Dhanyakumar B H	Dr. Arpit j halani	

### PUBLIC HEALTH DENTISTRY:

Year	Name of the Guide	Postgraduates guided
2011	Dr. Nagesh L	Dr Deepta
		Dr Umesh
	Dr Puja C Yavagal	Dr Sagar
2012	Dr Nagesh L	Dr Hitashi
		Dr Ambika
	Dr Puja C Yavagal	Dr Kriti
2013	Dr Veeresh D J	Dr Nousheen
		Dr Divya priya
	Dr Puja C Yavagal	Dr Denzy Lawrence
2014	Dr Veeresh DJ	Dr Mahesh
	Dr Puja C Yavagal	Dr Akhil
	Dr Sapna	Dr Nisha
2015	Dr Puja C Yavagal	Dr. Tanushree Dalvi
	Dr Sapna	Dr.Varghese Suresh

### ORAL PATHOLOGY:

Sl.no.	Faculty name	Postgraduates	Year
1	Dr. Ahmed Mujib B.R.	Dr. Nithin K.P. Dr. Parimala C.S.	2011
2	Dr. Ahmed Mujib B.R.	Dr. V.N. Ratna kumari T.	2012

		Dr. Sana pathan	
3	Dr. Ahmed Mujib B.R.	Dr Manasa syamala Dr Anupama Singh	2013
4	Dr. Ahmed Mujib B.R.	Dr Smitha V. Dr Divyasri G.	2014
5	Dr. Ahmed Mujib B.R.	Dr. Shalini G Dr.Aparna B	2015

## 3.5 Consultancy

### 3.5.1 What are the official policy/rules of the institution for structured consultancy? List a few important consultancies undertaken by the institution during the last four years.

The institution encourages its faculty in consultancies. Each faculty provides their services related to their specialty to the rural and unprivileged population by taking care of their dental health in turn the overall health. The college resources were used with the consent of principal for this purpose. Oral health screening and treatment camps are organized in schools, colleges, rural and urban areas in association with local branch of Indian Dental Association, NGO's, such as Lions club, Rotary club and other local organization.

MoU's are signed with the few trusts and health care centers to provide services:-

1. Premalaya – Institute of children home trust
2. Ashraya hiriya vanitheyara ananda dhama
3. Belaku – Inchara balakarmikara shale
4. Sri guru panditha panchakshara gavayigala andhara shikshana samithi
5. Bilichodu Primary Health Centre,
6. Community Health Centre at Malebennur,
7. Govt. Dist. Hospital, Davangere,
8. Grasim Industries, Kumarapatnam,
9. Arogyamatha Health Centre, Harapanahalli,
10. Angavikalara Ashakirana Trust, Davangere

The college facilitates staff members to the DCI for inspection and accreditation of other dental colleges; this will help to maintain a standard of dental education and services by institutions throughout India.

The college has an agreement with the state government for “**Dantha bhagya yojana**”.





# Bapuji Dental College & Hospital



Free dentures were provided to the needy people. The college services are reimbursed by the government. Free denture camps are also conducted to the outreach people of nearby places like Channagiri. Almost 100 number of people treated by this program.

### **3.5.2 Does the university have an industry institution partnership cell? If yes, what is its scope and range of activities?**

The formation of an industry institution partnership cell has been initiated. College is extensively collaborated with industry interms of imparting education, patient treatment.

1. ISP with Listerine sponsored CDE programs on “Current opinions in the management of biofilms and periodontal disease” on 6<sup>th</sup> December 2012.
2. Ivoclar viva dent sponsored CDE program by international speaker Dr.Edurado Mahn on 27<sup>th</sup> March 2012.
3. Conducted interative discussion on health ICT transformation; opportunities and challenges on 23<sup>rd</sup> August 2012.
4. Colgate Palmolive sponsored “future dental professional” program was conducted 10<sup>th</sup> October 2012 and 30<sup>th</sup> April 2013
- 3M ESPE organized Dental assistant training program on 24<sup>th</sup> April 2014 for Dental Hygienists.
5. 3M ESPE collaborated and conducted CDE program on 21<sup>st</sup> February 2015 and on 17<sup>th</sup> October 2014, 8<sup>th</sup> December 2015 on the topic of “Post and core” and Crown and bridge prosthetics by Hormuzd vakil.
6. Elsevier Publication group conducted “The Periodontology Quiz” by Naik on 6<sup>th</sup> May 2015 for 3<sup>rd</sup> and final year BDS Students.
7. Product demonstration by Septodont for Postgraduates was conducted on 14<sup>th</sup> July 2015.

### **3.5.3 What is the mode of publicizing the expertise of the institution for consultancy services? Which are the departments from whom consultancy has been sought?**

- The college publisizes the consultancy expertize through website, banner, leaflets, and news paper write-up’s in local language.
- During dental camps faculties elaborate regarding the available specialty services in the institution at schools, primary community health center.
- The college display posters and case report photographs on the notice board of each specialty patient waiting area and OPD launge. This self explanatory aid helps the patients to understand the dental diseases and the available advanced treatment modality.



# Bapuji Dental College & Hospital

- Video of hospital services, power point presentation during oral hygiene week, oral health week, world AID's day, teachers training programs, educate and generate curiosity among public about do's & don'ts to maintain good oral health and the available various dental services.

## **3.5.4 How does the institution utilize the expertise of its faculty with regard to consultancy services?**

The college posts specialist to participate in the camps organized by the government/industry/NGO's to provide consultancy services to the poor and outreach patients. Senior faculty members are facilitated to serve as member of Dean Faculty of dentistry (Dr.K Sadashiva Shetty) RGUHS, Bangalore, member of academic council RGUHS, (Dr.A.T. Prakash). Consultant and examiner to foreign university (Dr. A.R. Prabhakar). Many expert faculty members are included in editorial board and review board of institutional alumni journal (IJOHS) and various national / international journals. As DCI inspectors faculty members evaluate the infrastructure and standard of dental education throughout India. Expert information via public media like newspaper, write-ups in local languages are provided by Dr. Gayathri G.V. and Dr. Triveni M.G.

Many faculty members of the institution have been invited as resource persons to deliver lectures to conduct pre-conference courses, workshops at various platforms including the general and speciality conferences. The details of which are available in Department Evaluative report.

## **3.5.5 Give details regarding the consultancy services provided by the institution for secondary and tertiary health care centers and medical / dental practitioners.**

Public Health Dentistry department has MOU with few health care centers.

Our multi disciplinary institute extends services to them, either freely or at extremely nominal charges to patients. The dental care team comprises one senior faculty member, one or two junior faculty members, two or three PG's, five or six interneers and few under graduates depending on the workload. The team will visit these centers on rotation basis.

- Patients requiring specific specialized treatment like RCT, Orthodontic treatment are referred to institute either at free of cost or minimum charges.

- General medical and dental practitioners from rural areas around the locality refer their patients for advanced diagnostics and specialized treatment to the institution. These



# Bapuji Dental College & Hospital

practitioners are invited to attend CDE programmes organized by local branch of IDA in the institution.

### **3.5.6 List the broad areas of consultancy services provided by the institution and the revenue generated during the last four years.**

The broad areas of consultancy services provided by the institute include health ministry (Dhantha Bhagya Yojana), industry and corporate sectors (Dental Camps for school children in association with (Colgate Palmolive), media (news paper write-ups), university academic councils (Member of curriculum development), academic and research organization. Even health care services are provided at primary and secondary health care centers. In most of the instances consultancy is offered on an honorary basis. Few services which generated revenue are Dhantha Bhagya Yojana as per 10-03-2016 is Rs.18, 500/-

### **3.6 Extension Activities and Institutional Social Responsibility (ISR)**

#### **3.6.1 How does the institution sensitize its faculty and students on its Institutional Social Responsibilities? List the social outreach programs which have created an impact on students' campus experience during the last four years.**

The initiative to outreach the public to educate on the bad oral habits via street plays by the students generated interest which motivated Public to follow healthy life style. Health talks, poster exhibitions, campaign by students and faculty enhance the public to give importance regarding oral hygiene. Approximately 138 dental camps are conducted in which 24,799 patients were screened and 2161 patients were treated. Sense of unity and patriotism is instilled in the students by celebrating various national festivals like Independence Day and republic day every year. From department of Pedodontics school adoption programme was instilled every year where dental screening programme was performed. Dental hygiene kits are distributed to school children. Awareness programme about oral health for pregnant women was conducted. The following are the few programmes which created impact and sensitized the faculty and students to express their social responsibilities:

#### **EXTENSION ACTIVITIES WITH SOCIAL RESPONSIBILITY:**

1. **Fire safety awareness program** on 19<sup>th</sup> May 2016 by Mr.Basava Prabhu Sharma, District Fire Officer from District Department.
2. On 28<sup>th</sup> April 2016, a lecture was conducted on **women empowerment &sexual harassment elimination at workplace** by Mrs.Pankaja T.C., Assistant Professor, R.L Law



# Bapuji Dental College & Hospital



College, Davangere.

3. On 26<sup>th</sup> April 2016 **Swach Bharat Abhiyan** programme was organized opposite to ESI Hospital, Nittuvalli, Davangere.
4. On 8<sup>th</sup> March 2016 **International Womens day** was celebrated in association with IDA, Davangere.
5. On 7<sup>th</sup> November 2015 meeting was arranged for staff and students with commissioner, engineer and corporate officers to give innovative ideas and suggestions to make **Davangere as smart city**
6. Concerned towards the nature and the environment is stimulated in younger generation by sapling the plants in the college campus on the eve of **world environment day** on 5<sup>th</sup> June of every year.
7. On the eve of **International White Cane Day**, 13<sup>th</sup> August 2014 generous contributions from students and staff were given to Indian association for Blind (IAB) to rehabilitate people with special focus on who live in rural areas.
8. **Oral cancer awareness week** was conducted by Oral medicine and radiology department from 13<sup>th</sup> to 19<sup>th</sup> of November 2014.
9. On 1<sup>st</sup> October 2013 **voluntary blood donation camp** was organized in association with Bapuji blood bank
10. On 8<sup>th</sup> March 2013 International Womens day was celebrated, guest lecture was given on “**Women’s role in building Healthy Society**” by Prof Shakuntala Gurusiddaiah.
11. On 11<sup>th</sup> February 2013 **student awareness programme** was conducted on “Road safety awareness”.
12. **Oral Hygiene Day celebration** was conducted in Ananda Ashrama Old Age home on 1<sup>st</sup> August 2
13. **Communal harmony week** was celebrated (19<sup>th</sup> to 25<sup>th</sup> November 2011, 11<sup>th</sup> November 2013, 18<sup>th</sup> November 2015) to support the victim of Violence and other forms of uncertainty. The campaign is organized under the Ministry of Home Affairs, Government of India.
14. Rally was conducted to support **Anna Hzare Lokpal bill** on 16<sup>th</sup> August 2011, in collaboration with Indian Medical Association.
15. **Tobacco awareness rally** was conducted to create awareness among Public about the **deleterious effects of tobacco on oral and general health** 31<sup>st</sup> May 2011.

EXTENSION ACTIVITIES:

**Post Box No. 326, M.C.C. ‘B’ Block, Davangere**



# Bapuji Dental College & Hospital

1. On 11<sup>th</sup> February 2016, Department of Orthodontics started speciality clinic **Cleft and Orthognathic Clinic**.
2. On 4<sup>th</sup> January 2016, Department of Oral Medicine and Radiology started speciality clinics **Tobacco cessation clinic, TMJ clinic, Oral Cancer detection clinic**.
3. **Free Dental checkup was conducted for nursing students** on 14<sup>th</sup> August 2015.
4. **Oral hygiene week** was celebrated from 3<sup>rd</sup> August 2015- 8<sup>th</sup> August 2015 during which free dental check up, scaling, motivation for maintaining oral hygiene was provided to all patients, spouses of ministerial staff and attenders of the institute.
5. **News paper writing contest** was conducted between 31<sup>st</sup> July 2014 to 30<sup>th</sup> August 2014
6. **Denture camp** was conducted at Channagiri from 14<sup>th</sup> May 2015-16<sup>th</sup> May 2015.
7. **Oral implant month** was celebrated from 20<sup>th</sup> October 2014 to 30<sup>th</sup> November 2014, to create awareness among the public regarding the availability of the treatment.
8. **World Aids Day** was celebrated on 1<sup>st</sup> December 2014 to spread awareness about disease to the Public.
9. **Dentist's day** was celebrated on 6<sup>th</sup> March 2013 in association with IDA, Davangere branch during which free oral prophylaxis and extraction camp was conducted.
10. **Oral implant month** was celebrated from 20<sup>th</sup> November 2012
11. **Free treatment camp** was conducted to the children residing at DonBSCO child labour Mission, which is recognized by the Ministry for Women and Child Development, NGOs Corporate Sector of UNICEF.
12. **Teachers training programme** was conducted on 31<sup>st</sup> October 2011 in association with IDA, Davangere branch.
13. **Free denture programme** was conducted on 16<sup>th</sup> June 2011 in association with IDA, Davangere branch.

### **3.6.2 How does the institution promote university-neighborhood network and student engagement, contributing to the holistic development of students and sustained community development?**

The college has established contact with comprehensive primary / secondary health centers and few trusts by signing MOU's to provide dental service to the needy people. Networking with neighbourhood gram panchayat, voluntary organizations, 88 NGO's helps to get easier access to outreach the blind school children, old age homes, and mentally retarded people. Institute provides oral health education, screening and treatment to these under privilege. Enabling students to actively involve in community oriented extension activities will help



# Bapuji Dental College & Hospital

them to acquire quality, which improves their service oriented attitude towards deprived sections of the society.

### **3.6.3 How does the institution promote the participation of the students and faculty in extension activities including participation in NSS, NCC, YRC and other National/International programs?**

The extension activities like dental screening and treatment camps conducted by PHD department involves both students and faculty of all specialities on rotation basis. Encouraging students to actively involve in community oriented programmes by giving health talks, educating public by playing street drama, using audio visual aids, models, posters, news paper write-ups, radio talks may bring awareness and their responsibility to adopt health promotional activities. Celebration of national and international programmes like World Anti tobacco day, World Health day, World Aids day are the few programmes which helps the public servants like dentists to educate motivate the public to adopt healthy life style. Utilization of mobile dental clinic to serve the people of remote areas.

### **3.6.4 Give details of social surveys, research or extension work, if any, undertaken by the institution to ensure social justice and empower the underprivileged and the most vulnerable sections of society?**

- PHD department conducts various social surveys: regarding people knowledge, attitude towards the dental treatment and its association with their socio economic status and education.

- Detection of water fluoride level and prevalence of caries in Davangere District

The results of these studies are used by the clinician's to cater and widen the scope of services for Community development depending on the requirement.

### **3.6.5 Does the institution have a mechanism to track the students' involvement in various social movements / activities that promote citizenship roles?**

Yes, the 3<sup>rd</sup> and final year of BDS students, interns and PG's are mandated to participate in dental health camps and extension activities with Social responsibility to get the opportunity to interact with large volumes of the community. This involvement brings confidence to the students to promote their citizenship role.

# Bapuji Dental College & Hospital

## **3.6.6 How does the institution ensure the involvement of the community in its outreach activities and contribute to community development? Give details of the initiatives of the institution that have encouraged community participation in its activities.**

Community is considered as an equal partner with the institute for community development.

- Teacher's training programme on 31<sup>st</sup> October 2011, helped to guide students to maintain good oral health. Approximately 150 teachers have been trained by this programme.
- Regular dental camps at rural area, schools and colleges are conducted with the help of NGO to reach the community.
- Routinely parents of children and adult patients are counselled to engage them in counseling others.
- News papers write up on common dental problems convey the adjoining as well as far away people to know the prevention and treatment modalities.

## **3.6.7 Give details of awards received by the institution for extension activities and/contributions to social/community development during the last four years.**

The college received several appreciation letters and mementoes from the local organization following the completion of extension activities and oral health camps. College has got "Best Garden Award" by Horticulture department in 2011, 2012.

## **3.6.8 What intervention strategies have been adopted by the institution to promote the overall development of students from rural/ tribal backgrounds?**

Institute extension activities involve students from rural background. Alongwith oral care even motivational and encouraging messages are given to students and a seminar on available opportunities for higher education was planned to bring them to main stream.

## **3.6.9 What initiatives have been taken by the institution to promote social-justice and good citizenship amongst its students and staff? How have such initiatives reached out to the community?**

The college provides free / discounted rates for the treatment of camp patients, needy people like blind, handicapped patients on need basis with authorization of the principal. This gives sense of social justice and good citizenship to students and staff. Teaching of human values during the UG course is part of curriculum.

### **3.6.10 How does the institution align itself with the annual themes/programs of WHO/ICMR?**

The college conducts screening of oral cancer as per the ICMR guidelines. Early detection of cancer with standard protocols are followed by the institution. The department of oral medicine and radiology is having tobacco cessation clinic to handle the population as per the national policy and spread awareness on the deleterious effect of tobacco usage. With the mutual consent between dentist and physician, most of the elderly patients with systemic disease are managed in the institution to enlighten the theme of WHO oral health goal for 2020, which says “Impact of general health on oral health and the impact of oral health on general health”. College has conducted screening projects (Oncogrid) in collaboration with Boston University and many ICMR projects are undertaken as per their theme and research focus.

### **3.6.11 what is the role of the institution in the following extension activities?**

- \* Community outreach health programs for prevention, detection, screening, management of diseases and rehabilitation by cost effective interventions.
- Public are educated by staff and students by using traditional and advanced communicative media like audio visual aids.
- To reach maximum population for education all screening and basic treatments will be made free by institution.
- The institute has mobile van which is well equipped with two dental chair, audio visual aids necessary treatment equipment, material, infection control aids to provide treatment to people at their door steps.
- \* Awareness creation regarding potable water supply, sanitation and nutrition.
- Each dental camp conducted by PHD department create awareness programme on high fluoride content in drinking water and its side effects on teeth and skeletal system in endemic fluorotic areas.
- The severity of the prevalence is determined through survey and population is educated about alternative mode of drinking water to overcome this problem.
- Educating the public regarding the role of sanitation, maintenance of good hygiene in promoting oral and general health by using educative aids and verbal communication with public is encouraged.





# Bapuji Dental College & Hospital

- Camp programmes in schools and colleges deals with educating advantages of balance diet where calcium and protein rich foods role in maintenance of oral health and carbohydrate role in causing caries will be enlightened.
- Children are motivated to follow strict diet chart and good oral hygiene. Parents and pregnant women are also educated regarding this.
- \* Awareness creation regarding water-borne and air-borne communicable diseases. Awareness creation regarding non-communicable diseases – cardiovascular diseases, diabetes, cancer, mental health, accident and trauma, etc.
- Season variability and environmental pollution lead to air and water born communicable diseases. Public are made aware regarding these diseases by street plays, posters, advertisements in TV at public places like railway station and bus stops etc. even some posters are displayed in the museum located in PHD department to make aware and educate the people.
- The role of oral diseases on systemic health and two way relationship between them is elaborated to the people to take care of their oral health. The initial signs and symptoms, oral manifestation of common systemic diseases are exhibited to public via posters and videos.
- Parents, children and adults are educated to protect their dentition by wearing guards during adventure sports. Even the immediate first aid procedures after trauma / accidents will be taught to the teachers and parents during dental camps and teachers training programme.
- \* Awareness creation regarding the role of healthy life styles and physical exercise for promotion of health and prevention of diseases.
- Awareness campaigns on tobacco, alcohol, smoking on oral and general health by showing their deleterious effects through posters was really effective.
- Proper and healthy eating habits, maintenance of cleanliness around us, hygienic way to handle food and water were taught in camps which play an important role in preventing communicable diseases.
- Regular sports programme, extra curricular cultural activities to school children and motivating them to have sound physique to have good health.
- \* Awareness creation regarding AYUSH Systems of medicines in general and / or any system of medicine in particular.

People who are allergic to allopathic drugs or who would like to use safe and known



herbal products to maintain oral hygiene is encouraged. Many herbal products efficiency are evaluated by invivo and invitro research work to incorporate them in routine dental care.

- \* Complementary and alternative medicine.

Not applicable

- \* Pharmacoeconomic evaluation in drug utilization.

Not applicable

- \* Participation in national programs like Family Welfare, Mother and Child Welfare, Population Control, Immunization, HIV/AIDS, Blindness control, Malaria, Tuberculosis, School Health, anti tobacco campaigns, oral health care, etc.

- College organizes national programmes related to oral health like anti tobacco day celebration to educate the public on oral hygiene day.

- Periodontics department educate the public regarding the importance of oral hygiene to have a healthy life on oral hygiene day.

- On world AIDS day people were made aware of the mode of transmission of disease and end result of the condition and required precaution methods to prevent disease.

- On children day pedodontics department conduct programme for parents and children to educate the importance of milk and mixed dentition and how to take care of them to have healthy permanent dentition.

- \* Promotion of mental health and prevention of substance abuse.

College has taken initiative to conduct programme to prevent deleterious effect of usage of Ghutka, tobacco and alcohol. Public are educated to avoid misuse of drugs by explaining mechanism and cause for the development of drug resistance.

## PERSONALITY ENRICHMENT PROGRAMMES:

1. **Personality enrichment workshop** was conducted by ISKON on 21<sup>st</sup> May 2016.
2. CDE programme was conducted on “**Music Therapy – A Novel Approach to relieve stress among dental Professionals**” by Mr.Padmapani on 26<sup>th</sup> April 2013
3. CDE programme was conducted on “**Art of positive thinking and motivation for self development among professionals**” by Dr.Sachin Parab, consultant of training and development of BSES-MG Hospital Andheri, Mumbai on 18<sup>th</sup> May 2013.
4. A guest lecture was given by Swami Nirbhayananda Saraswathi, the president of Ramakrishna Vivekananda Ashrama on “**Positive attitude- Your Key to Success**” on 20<sup>th</sup> April 2011.

# Bapuji Dental College & Hospital

5. Adoption of population in the geographical area for total health care.

The college adopted its extension activities to cover the population within the radius of 50 to 100 kms around Davangere city.

\* Research or extension work to reach out to marginalized populations.

Oral health screening and treatment camps are conducted in many orphanages, old age homes, blind student school, and mentally challenged children school by mobile van at their door step.

### **3.6.12 Do the faculty members participate in community health awareness programs?**

**If yes, give details.**

Yes, the faculty members participate in the community health awareness programmes directly and indirectly. On rotation basis staff are allocated to serve in screening and treatment dental camps. Kid's oral hygiene day was celebrated by Pedo department on 14<sup>th</sup> November 2014. News paper write-ups contest regarding oral health in English and Kannada language for both the students and teaching and non teaching faculty members in 2015. Faculty members guide and motivate the students to participate in extension activities. This helps students to prepare educative slogans, posters and models, deliver lectures and render service in camps for the benefit of needy people.

### **3.6.13 How does the institution align itself and participate in National program for prevention and control of diseases?**

- Oral health week – was celebrated by department of pedodontics in the November month on the eve of childrens day.
- Every year oral hygiene day was celebrated on 1<sup>st</sup> august by department of periodontics to bring awareness about the importance of good oral health and its relationship to overall general health.
- CDE program was conducted to create awareness about “vector born diseases and its prevention” by Dr. Shanth Bhat on account of world health day on 7<sup>th</sup> april 2014
- Health education program aiming to create awareness towards HIV and dental diseases among highschool students of Davanagere was conducted on 24<sup>th</sup> December 2011
- On 7<sup>th</sup> April 2012 program was conducted on the eve of world health day by Public health dentistry
- AIDS awareness program was conducted on world AIDS day on 6<sup>th</sup> dec 2012



# Bapuji Dental College & Hospital

- World red cross and red crescent day celebration was conducted on 6<sup>th</sup> may 2013.
- “Smile torch public awareness program” was conducted on 7<sup>th</sup> march 2015 to bring awareness on orthodontics treatment among public.
- “World no tobacco day” was celebrated to bring awareness regarding harmful effect of smoking, a bike rally was conducted

## 71.7 COLLABORATIONS:

### **3.71 How has the institution’s collaboration with other agencies impacted the visibility, identity and diversity of campus activities? To what extent has the institution benefitted academically and financially because of collaborations?**

All outreach programs and camps are organized in collaboration with panchayats, municipalities, corporations and societies like Indian Red Cross Society, NGO’s like Rotary Club. Collaboration with industries like Colgate-Palmolive, Proctor and Gamble, Implant systems like Noble, Biocare, and Biohorizons etc are elaborated to conduct educative and therapeutic programs in the institution. At national level, the institute is collaborated with Indira Gandhi National Open University, India to conduct certificate course in endodontics. Implant department conducts certified course and also helps to get fellowship of International Congress of Oral Implantology, Newjersy, USA, to not only to our own students and faculty members and even to outside students. Basic Life Support workshop was conducted in association with Indian institute of emergency medical services, Kottayam, Kerala. The collaborations benefitted the institution academically in the form of better visibility and recognition because of research projects conducted and increased number of publications in peer-reviewed national and international Journals. Collaboration with Boston University for ONCOGRID Projects and ICMR Projects provided financial grants for research works. Multicenter studies are done in association with Minnensota University and University of Florida, USA. We are still in the process of seeking financial help to conduct researches from other sources also. Hence, collaborations have brought additional exacerbations to the students and faculty to improve their professional, clinical and research skills by sharing and acquiring knowledge and support of the collaborating agency.

# Bapuji Dental College & Hospital

## 3.7.2 Mention specific examples of how these linkages promote

### ❖ Curriculum Development:

The collaborations have enabled the faculty members to understand and appreciate the teaching programmes and curriculum of those institutions and recommending the same to the affiliating university (RGUHS) and dental education regulatory body-DCI for restructuring of the existing curriculum

### ❖ Internship

The institution has linkage with the district health authority to utilize the primary health center at C G hospital Davangere and bilachodu Village. The interns are posted here for patient management with limited facility, which makes them to improve their clinical skills and confidence to work under adverse conditions. The interns also participate in different CDE programs which are part of national and international collaboration. They also participate in research workshops and become part of few research projects also, which they present in platforms of varies scientific programs like state and national IDA conference and conventions.

### ❖ On the job training external resource persons

Specially trained college faculty members in subjects like oral implantology, esthetic dentistry share their expertise by giving useful tips by organizing CDE programs or hands on training in emerging technologies as job training to junior staff members and students

### ❖ Faculty exchange and development

Many of our college faculty members disseminated their knowledge by serving as resource persons at varies national and international platforms

1. Dr k. Sadashiva shetty conducts MBT course for students and faculty throughout our country and abroad
2. Dr. Tarun kumar is one of the renown person who trains not only national even overseas students on versatile modalities of implant treatment
3. Dr. Chandra shekar yavagal conducts national wide workshop on laser therapy
4. Dr. Savithra prakash, Dr. veeresh , Dr. Usha and Dr. Swapana conducts work shop on research methodology
5. Dr. shenoy conducts work shop on management on complicated endodontic cases etc

In contrast even external resource persons from national or overseas also enlightened faculty and students of our institution on the Recent Emerging trends in dental profession to face global competencies example: computer guided implant surgeries by Dr. Shiva kumar .M , Maxillofacial prosthodontic scope and limitation by Dr. satyabodh Guttal etc.



# Bapuji Dental College & Hospital



## ❖ Research

1. Collaboration with department of molecular biology and immunology at Maratha mandal's N.G.H Institute of Dental Sciences and research centre, Belagavi, has contributed to create new avenues for the institute to undertake the research in molecular biology.
2. Collaboration with medical departments has facilitated research in the application of basic medical sciences to inculcate the spirit of scientific temperament and evidence based practice.
3. Collaboration with industry in terms of clinical and non clinical trials has resulted in sharing faculty expertise to undertake many ground breaking researches in the field of health care.

## ❖ Publications

1. The college has linkage with HELINET consortium of the affiliating University – RGUHS. The entire campus of the institution is the free Wi-Fi zone. This assists the students and faculty for the literature search in online databases and journals which help them to write quality articles on their research work.
2. Collaboration with International/National/Local institutions and industry has yielded in upgrading the quality of research, which enhanced in multiple publications in Journals of relatively high impact factor.

## ❖ Consultancy

Collaboration allows greater visibility and awareness among the associates regarding the variety and quality of expertise available in the institution for the patient management. Hence the consultancy services to industry, government and community by the faculty and the students of different department expand the new horizon for service in various sectors.

## ❖ Extension

The collaboration with NGO's, Government organizations, Schools, Industries facilitate continued extension activities to reach the unreached people.

## ❖ Student Placement

The collaborations of the institute with National and International agencies enable students to interact and establish contacts with personals from diverse regions. This facilitates the students to establish their practice and get placement in India or Overseas either through direct contact or through recommendation by the faculty members. For example, a number of graduates have got placement in health centre of the USA, Dubai, Muscat, UK, and admission to centers of higher education for graduate studies in abroad.

## ❖ Any other(Specify)



# Bapuji Dental College & Hospital



None

### **3.7.3 Has the institution signed MoUs or filled patents with institutions of national/international importance/other universities/industries/ corporate houses etc? If yes, how have they enhanced the research and development activities of the institution?**

Signed MOU with medknow publication to bring out the peer reviewed standard Institutional Journal-IJOHS

Details on the institutional MOU's are in 3.5.1 and patent filed details are described in 3.2.4. The impact created by these have been elaborated in 3.7.2

### **3.7.4 Have the institution-industry interactions resulted in in the establishment /creation of highly specialized laboratories/facilities?**

The faculty of the institution have visited and interacted with specialized facilities across the world to learn their best practices. Dr.Ashok, Dr. Sujata, Dr.Pramod and PG's of department of oral radiology was invited for study tour to Malaika Medical College, Malaysia for training in the field of CBCT imaging. Institution is in the process of getting approval for the installation of CBCT machine and its service in the college. Dr. Prabhakar has obtained training in nasoalveolar moulding technique. Dr. Chandrashekhar Yavgal has obtained diplomat in the speciality of orthodontics from Barcelona, Spain. Department of pedodontics is the pioneer for the naso alveolar moulding center in southern India and also provides conscious sedation services. Dr. Tarun Kumar has obtained fellowship and expert of European Association of Implantologists. The department of Implantology has established the art of state clinic providing all the advanced technology like piezosurgery, PRF units and variety of implant systems. These national/international interactions of staff made the institute to adapt novel and advanced technologies in their respective departments. The knowledge and information procured by the faculty during their training and observership was disseminated to the junior faculty and students.

### **3.7.5 Give details of collaborative activities of the institution with the following:**

The college has a variety of collaborative activities with the local bodies and the community; the college also has collaboration with academic institutions and hospitals of the region

❖ Local bodies/Community:



# Bapuji Dental College & Hospital

CDE programs were organized in collaboration with IDA local body. Adaptation of the village ((Bilachodu, Ranebennuru, Devarabalekere, Kumarapattanam) for developmental programs in the village. screening and treatment camps were organized by public health dentistry department in the panchayats block with the help of village panchayats and NGO's. Teachers training programs were conducted to school teachers of Davangere district.

## ❖ State government / central government/ NGO's

1. Outreach activities were conducted by utilizing services of primary health center from health and family welfare, district health office. There is a dental wing which runs with the help of our institution in district government hospital (CG Hospital, Davangere).
2. The collage collaboration with the state level NGO'S and government who direct and refer patients for certain highly specialized treatments , such as age determination of criminal by district civil court jail prisoners to oral medicine and radiology , cleft lip / palate rehabilitation to oral surgery department etc

## ❖ National bodies:

1. Oral hygiene day celebrations and related activities are conducted in collaboration with Indian Society of Periodontology, Indian Dental Association.
2. The college is associated with Indira Gandhi National Open University (IGNOU) for conducting a postgraduate distance education programme in Endodontics.
3. Listerine and Colgate-Palmolive in association with ISP, Future Dental Professionals Program was conducted for Undergraduate students.
4. Trained and certified the staff and students of the institute on Cognitive and skills education in accordance with the curriculum of the American Heart Association Basic life support for health care providers (CPR & AED) program by Dr. Gopinath Deshi, Indian institute of emergency medical services, Kottayan, Kerala.
5. Routinely Dental PG's postings to the medical specialities like OMR PG's to Dermatology, OS PG's to General Surgery, Plastic Surgery departments in JJMC/SSIMS, Davangere to train them to manage patients overall health.

## ❖ Service Sector:

- For all the camp patients or underprivileged and poor patients dental treatment of any type is provided at free of cost or at subsidized rates.
- Mobile dental van is used to provide treatment at their door step for the outreach people of society





# Bapuji Dental College & Hospital



- Conducted “DENTURE CAMP” at Channagiri to provide denture within 3 days on May 2015.

#### ❖ International agencies:

The college has partnering with international organizations in conducting academic courses.

- ONCOGRID- A mobile health approach to prevention and early diagnosis of oral cancer in Rural South India collaborated with Boston University.
- Bapuji Oral Implantology conducts a certified course and provides fellowship in association with International Congress of Implantology, Newjersy, USA.
- Colgate-Palmolive are collaborated to conduct CDE/Workshop courses
- Multicenter studies are done in association with Minnensota University and University of Florida, USA.

#### ❖ Health care industry:

Biomedical, Pharmaceutical, Herbal, Clinical research organizations (CRO).

The college staffs are associated with Dental Council of India to conduct inspection in various dental colleges to set an optimum standardization in dental education throughout India. Institute also deals with other health care agencies like affiliating university RGUHS, Director of Medical Education, Ministry of Health and welfare, the sister concerned various specialities of medical college like Microbiology, Pharmacology etc. were collaborated to conduct interdisciplinary research and to share the research lab facilities.

Various national and international health days and programs are celebrated in association with PHD department e.g. AIDS awareness program in collaboration with Indian Red Cross Society on 1<sup>st</sup> December 2013, celebration of “World Red cross and Red Crescent Day” on 08/05/13.

### **3.7.6 Give details of the activities of the institution under public-private partnership.**


The state and central governments have recognized the college as a centre for treatment to various health care schemes like “DANTA BHAGYA YOJANA”. The college undertakes cancer screening, cancer detection, tobacco/ghutka, cessation drives based on the guidelines with the government policies. College conducts various dental outreach programs like dental screening camps and treatment camps with the help of NGO/Rotary/Lions club at Primary/Community/ Peripheral health centers, programmes like;



# Bapuji Dental College & Hospital



- “Provident fund at your door step Guidelines” was conducted for all the employees of institute by Mr. M.N. Prasanna, enforcement officer, employees provident fund organization, Ministry of Labor, Government of India on 22/05/15
- Awareness on “Constitution- social justice” by Dr.Arun Kumar, Secretary, Human Rights Forum was conducted on 25/01/14.



Criteria IV :  
Infrastructure  
& Learning  
Resources

# Bapuji Dental College & Hospital

## CRITERION IV: INFRASTRUCTURE AND LEARNING RESOURCES

### 4.1 Physical Facilities

#### 4.1.1 How does the institution plan and ensure adequate availability of physical infrastructure and ensure its optimal utilization?

The institution has formed a committee to regularly overlook the infrastructure facilities. The committee conducts frequent meetings to ensure smooth running and ensure that all the facilities are being used to optimal level. The committee frequently conducts inspection to check the proper utilization and to upgrade as time needs. Infrastructure is constantly upgraded to match the required standards and needs of the institution.

#### 4.1.2 Does the institution have a policy for the creation and enhancement of infrastructure in order to promote a good teaching-learning environment? If yes, mention a few recent initiatives.

Yes, institution provides facilities of smart classes which includes projectors, laptop, wifi connected lecture halls, well equipped audio video aids for better teaching - learning experience. Each department is provided with department library for the better learning. The library is well equipped with books, e-books, journals, e-journals, digital library, helinet. Separate reading room is also provided other than library. All the departments have been provided with the latest equipments and latest materials for better understanding of the recent advancements. New equipments are purchased on regular basis to match the required needs and constantly upgraded through the problem based learning, alumni guest lectures ,conduction of regular ICM( Inter disciplinary clinical meetings) and workshops.

#### 4.1.3 Has the institution provided all its departments with facilities like office room, common room and separate rest rooms for women students and staff?

Yes, all the departments are provided with a separate office room, HOD chamber, staff room. There is separate boys and girls common room has been provided. There is separate washroom for women staff and students in every floor. Each department is provided with reception area, sterilization area, patient waiting area. Each department is provided with specific specialty requirements such as the radiography room and dark room, photography room, cephalometric tracing room, children play area, minor operation theatre, pre-clinical laboratory, ceramic laboratory and constant up gradation of the facilities to fulfil the needs.



# Bapuji Dental College & Hospital

## **4.1.4 How does the institution ensure that the infrastructure facilities are barrier free for providing easy access to college and hospital for the differently-abled persons?**

Yes, the institution meets the needs by providing wheel chair facilities, ramp, physical assistance in case of emergency, an un interrupted lift facility for aged people and conduction of rural camps to meet the needs of rural people in collaboration with Govt. of Karnataka.

## **4.1.5 What special facilities are available on campus to promote students' interest in sports and cultural events/activities?**

The sports facilities which are available includes shuttle badminton, carom, table tennis, volley ball, throw ball and outdoor games is accomplished through the physical director, sports committee of the college. The indoor and outdoor courts are available in BIET and SSIMS, which is also under the BEA. The cultural events are conducted in the college auditorium, which is well equipped with all the latest requirements. Indoor activities such as chess, carrom, badminton is conducted in the college campus.

## **4.1.6 What measures does the institution take to ensure campus safety and security?**

There has been a continuous improvement in monitoring the campus safety by adopting a continuous online centralized surveillance system and the security is out sourced to M/S K.C.N SECURITY SERVICES a professional agency. A total of 21 security personnel with one supervisor is deployed in shifts and continuous monitoring of the campus is done through CCTV cameras.

Fire safety demonstration was conducted in collaboration with Davangere fire station depot and fire extinguisher has been installed in key working areas.

## **4.1.7 Facility of Animal House**

Facility for conduction of animal experiments is accomplished through memorandum of understanding with JJMMC and BAPUJI pharmacy college.

## **4.1.8 Provide the following details on the use of laboratories / museums as learning resources:**

Oral medicine

\* Oral surgery

- \* Department of pedodontics is equipped with
  1. Preclinical lab- 484 sq ft.
  2. P.G. Lab 1 - 210 sq ft.
  - P.G. Lab 2 - 210 sq ft.
- \* Periodontics
- \* Department of prosthodontics is equipped with U.G. lab, Preclinical Phantom lab, Dental mechanic Lab, P.G lab, Central Casting Laboratory, Ceramic Laboratory
- \* Department of orthodontics is equipped with dry and wet lab.
- \* Public health dentistry
- \* Maintenance and up-gradation - the college meets the needs by optimal utilization of budget allocation for annual maintenance.
- \* Descriptive catalogues in museums - The museum displays an overall perspective of dental health and its effects on general health and measures taken to ensure a good maintenance of oral hygiene.
- \* Usage of the above by the UG/PG students - the UG and PG students are actively involved in conduction of project works, seminar work shop, survey camps and one to one basis discussion of various treatment modalities during clinical postings.

## 4.1.9 Dentistry

- \* Dental chairs in clinic – specialty wise
  - Oral medicine and radiology - 11 UG/17PG
  - Oral and maxillo facial surgery - 10UG/8PG
  - Prosthodontics - 18UG/24PG
  - Conservative and endodontics - 21UG/12PG
  - Orthodontics - 7UG/17PG
  - Endodontics - 22UG/16PG
  - preventive health dentistry - 8UG/9PG
  - Oral pathology - 2P
- \* Total dental chairs - 114 UG/ 118 PG
- \* Schedule of chair side teaching in clinics – specialty wise
- \* Chair side teaching is conducted on daily basis in the P.G. clinics and one on one and discussion with professor provides a quality education. Chair side teaching for the U.G. is conducted as and when the need arises. Chair side teaching enables the post graduates and



# Bapuji Dental College & Hospital



under graduates master their skills in the respective fields.

- \* Number of procedures in clinics per month and year chair side clinical procedures is accomplished on day to day basis with in puts from the faculty members and continuously monitored by the in - charge staff.
- \* Mobile dental care unit - 2 chairs
- \* Facilities for dental and maxillofacial procedures
- \* The facilities for the procedures is accomplished by support from department of Prosthodontics, Dept of oral surgery, Dept of Pedodontics and Department of orthodontics
- \* Dental laboratories
- \* Department of Prosthodontics

## 1. pre clinical prosthodontic lab

The lab has approximate space area of 3360 sq ft, with an individual seating capacity for 118 students.

The I and II BDS undergraduate students during their two years of work schedule in pre-clinical prosthodontics will be taught basic knowledge about the subject of prosthodontics and its branches & different treatment modalities pertaining to the same.

As per RGUHS syllabus, the students will be well trained in detail about the ideal work, in both clinical and laboratory steps. Step by step procedures for treating edentulous arches with complete denture prosthesis on models will be taught in the pre-clinical prosthetic lab. Also they will be taught regarding procedural steps for treating partially edentulous arches with both removable and fixed prostheses. Thus training given will give a good experience for the students to handle patients in their forthcoming clinical postings.

The students will be grouped into batches and project works will be assigned in the form of posters, seminars, group discussions, etc during their tenure to develop interactive skills. A group of 12-14 students will be trained under an instructor who gives individual attention for every student in each practical class.

The staff in-charge will observe each student during the practical class about the theoretical and practical aspects of cultivating the learned skill by every student.

## 2.U.G. Laboratory

The under graduate clinic has approximate space area of 3072 sq ft, and is equipped with 24 modern dental chairs with one left handed chair to accommodate the Third & Final BDS



# Bapuji Dental College & Hospital



students for their clinical postings. The students will be trained in the clinic by competent faculty in treating & handling patients for Removable & Fixed partial dentures. It has separate well equipped working laboratories for the dental mechanics and the students. Regular Theory classes, Practical demonstrations, Discussions, Seminars & assignment of projects are held to update the knowledge in the subject. Periodically students will be evaluated through internal assessment examinations as per the RGUHS ordinance.

3. Pre clinical phantom lab
4. Dental mechanic lab
5. P.G. Lab
6. Central Casting Laboratory
7. Ceramic Laboratory

Department of Orthodontics

**Laboratory facilities:** The specialty of orthodontics utilizes a wide range of dental materials for intra oral and extra oral applications. This necessitates good laboratory back up the success of many orthodontic treatments depends on a perfectly fabricated appliance and the department laboratory is a shot in the arm. The department has both dry and wet lab facilities including wide range of accessories and equipments. The dry and wet labs are utilized by both under graduate and post graduate students The students are given an opportunity to utilize the laboratory facilities to the fullest possible extent.

## The wet lab houses

- plaster and stone dispensing equipment – for easy and quick mixing
- De-bubbler- to obtain bubble free patient examination and diagnostic casts
- Dental Vibrator- to pour bubble free impressions
- Dental model trimmer- to obtain standardized patient models according to international specifications.
- Polishing buff- for high quality acrylic appliances
- Polyclave- for acrylic various appliances without porosities
- High speed dental micro motor hand piece for trimming acrylic components of various appliances
- Electro- polisher equipment
- Thermally controlled water bath for orthodontic exercises to mimic fixed orthodontic treatment.



## The dry lab- houses:

- Hydro soldering units- for soldering various orthodontic appliances
- Arch mate- a unique apparatus comes in handy for fabricating intricate springs and wire elements using Nickel titanium wire alloys.
- Essix and Biostar pressure molding equipments to fabricate indigenous and custom made clear aligner appliances.
- Tack welding apparatus which provides for an error free fabrication of precision appliances

### 4.1.10 Pharmacy

- \* Chemical store is available for dispensing of drugs.

### 4.1.11 Yoga and Naturopathy

Yoga classes are conducted in college daily from morning 6 A.M to 7 A.M at Free of cost to students and faculty by Pathanjali Group.

### 4.1.12 Homoeopathy

- \* Not Applicable

### 4.1.13 Nursing

- \* Not Applicable

### 4.1.14 Ayurveda

- \* Not Applicable

### 4.1.15 Does the institution have the following facilities? If so, indicate its special features, if any.

- \* No

### 4.1.16 Provide details of sophisticated equipments procured during the last four years.

#### List of equipments for the last 5 years

Sl. No.	Year	Quantity	Total Amount
1.	2010-11	59	7220525.00
2.	2011-12	22,000	2085984.00

3.	2012-13	102000	8480214.07
4.	2013-14	17,000	805768.00
5.	2014-15	1,14,000	6566670.00
6.	2015-16 AS ON 18-2-2016	15	1791360

## 4.2 Clinical Learning Resources

### 4.2.1 Teaching Hospital

- \* Year of establishment - 1979
- \* Hospital institution distance - nil
- \* Whether owned by the college or affiliated to any other institution?  
owned by college.
- \* Are the teaching hospitals and laboratories accredited by NABH, NABL or any other national or international accrediting agency?  
ISO accredited
- \* Number of beds  
15 beds with 2 special room in department of oral and maxillo facial surgery.
- \* Number of specialty services  
9 specialty services available through the various departments
- \* Number of super-specialty services  
super specialty services is provided by department of oral impalntology. It serves by providing replacement of the missing teeth with titanium implants. Department of oral implantology provides a certificate course which trains the dentist in the specialization of implantology.
- \* Number of beds in ICU / ICCU / PICU / NICU, etc. are present in medical college and same management.
- \* Number of operation theatres  
1 major operation theatre and 3 minor operation theatres in Department of Oral and maxillo facial surgery, Department of Periodontics.
- \* Number of Diagnostic Service Departments - 9
- \* Clinical Laboratories - provided at each department level to perform required clinical procedures



# Bapuji Dental College & Hospital



- \* Service areas viz. laundry, kitchen, CSSD, Backup power supply, AC plant, Manifold Rooms, pharmacy services backup power supply is accomplished through in house generator system and care of the laundry is outsourced
- \* Blood Bank services in collaboration with blood bank JJMMC
- \* Ambulance services in collaboration with emergency dept with JJMMC and SSIMS
- \* Hospital Pharmacy services pharmacy service is available through chemical store in the college
- \* Drug poison information service are present in medical college and same management.
- \* Pharmacovigilance are present in medical college and same management.
- \* Mortuary, cold storage facility in collaboration with JJMMC and SSIMS
- \* Does the teaching hospital display the services provided free of cost?

Yes,

- \* What is the mechanism for effective redressal of complaints made by patients?

The redressal of complaints is accomplished by grievances readdressal committee

- \* Give four years statistics of inpatient and outpatient services provided.

### Total number of patients from last 5 years

Sl. No.	Year	TOTAL NO. OF NEW PATIENTS	TOTAL NO. OF OLD PATIENTS	TOTAL NO. OF PATIENTS
1.	2011-12	17878	25486	43364
2.	2012-13	17514	26173	43687
3.	2013-14	15880	25817	41697
4.	2014-15	33863	39458	73321
5.	2015-16	38074	44074	82148

- \* Does the hospital display charges levied for the paid services?

Yes, treatment charges are displayed at the OPD counter and in the respective department case record sheet.

- \* Are the names of the faculty and their field of specialization displayed prominently in the hospital?

Yes, the names of the faculty and their field of specialization is displayed in front of the each department

\* Is pictorial representation of the various areas of the hospital displayed in a manner to be understood by illiterate patients?

yes, there are multiple display boards which has been displayed all over the college in English and Kannada for the ease of patients

\* Is there a prominent display of ante-natal, mother and child health care facilities?

Yes, the department of pedodontics displays boards regarding the childcare and department of oral medicine and radiology display the boards regarding the ante - natal, mother care.

\* How does the hospital ensure dissemination of factual information regarding rights, responsibilities and the health care costs to patient and the relatives/attendants?

Yes, through display boards.

\* How does the hospital ensure that proper informed consent is obtained?

Patient informed consent is developed in all specialty departments .

\* Does the hospital have well-defined policies for prevention of hospital-acquired infections?

Yes the hospital has well defined policies for prevention of hospital acquired infections by conducting CDE programs and workshops for teaching and non teaching staff of the institution.

\* Does the hospital have good clinical practice guidelines and standard operating procedures?

Yes the hospital follows the guidelines and standard protocols prescribed

\* Does the hospital have effective systems for disposal of bio-hazardous waste?

Yes the disposal of bio-hazardous waste is accomplished in collaboration with technologies

\* How does the hospital ensure the safety of the patients, students, doctors and other health care workers especially in emergency department, critical care unit and operation theatres?

Are the safety measures displayed in the relevant areas?

Yes displayed as self explanatory boards

\* How are the Casualty services/Accident and Emergency Services organized and effectively managed?

The Casualty services/Accident and Emergency Services is well taken care by 24 hours operating emergency clinic

\* Whether the hospital provides patient friendly help-desks at various places.

Yes



# Bapuji Dental College & Hospital



- \* Does the hospital have medical insurance help desk?

Not there

What are the other measures taken to make the hospital patient friendly?

Help desk facilities available at the OPD and self explanatory display boards for patient information.

- \* How does the hospital achieve continuous quality improvement in patient care and safety?

The hospital achieve continuous quality improvement in patient care and safety by conducting workshops and CDE programs and regular evaluation from the infrastructure and learning resource committee.

- \* What are the measures available for collecting feedback information from patients and for remedial actions based on such information? Feedback information from patients is obtained by questionnaire format and evaluated by the respective committee.

- \* How does the institution ensure uniformity in treatment administered by the therapists?

Uniformity in treatment administered by the therapists is accomplished by continuous monitoring of the therapy by recruiting staff in charge

- \* Does the institution conduct any orientation training program for AYUSH-based para-medical staff?

Not applicable

## **4.2.2 What specific features have been included for clinical learning in the out-patient, bedside, community and other clinical teaching sites?**

treatment camps ,mass screening camps.

## **4.3 Library as a Learning Resource**

### **4.3.1 Does the library have an Advisory Committee? Specify the composition of the committee. What significant initiatives have been implemented by the committee to render the library student/user friendly?**

YES, User friendly



## 4.3.2 Provide details of the following:

- \* Total area of the library (in Sq. Mts.) - 15,827 Sq.Fts.
- \* Total seating capacity - 300 seats
- \* Working hours (on working days, on holidays, before examination, during examination, during vacation) - All working days & during vacations 8AM to 11PM, Holidays 9AM to 1PM
- \* Layout of the library (individual reading carrels, lounge area for browsing and relaxed reading, IT zone for accessing e-resources) - Yes
- \* Clear and prominent display of floor plan; adequate sign boards; fire alarm; access to differently-abled users and mode of access to collection - Yes
- \* List of library staff with their qualifications

### \* **Library Staff :**

We have total number of staffs 17. Out of those good experienced staff in the Library, Chief Librarian-1, Librarian-1, Asst Librarian-1, Accountant-1, FDC-1, Dental Hygienist-1, FDA- 2, SDC-1 and Peon - 8

## 4.3.3 Give details of the library holdings:

- \* **Print (books, back volumes, theses, journals)** – List enclosed
- \* **Average number of books added during the last three years** - 466 books
- \* **Non Print (Microfiche, AV)** - AV available
- \* **Electronic (e-books, e-journals)** - Yes
- \* **Online journals list**

The college has 72 EBSCO E-JOURNALS in the year of 2015

### \* List of e-journals subscribed for the year 2015 (jan-dec) through RGUHS

The college has subscribed e-journals for the year 2015 -

WILEY – BLACKWELL - 28

SCIENCE DIRECT - 18

### \* ist of E-Books

The college has 22 books,. Books name details are available in the PEER team visit

- \* **Special collections (e.g. text books, reference books)** - Yes
- \* **Book bank** - Yes
- \* **Question bank** - Yes



# Bapuji Dental College & Hospital



## 4.3.4 To what extent is ICT deployed in the library? Give details with regard to

- \* **Library automation** -Yes
- \* **Total number of computers for general access** - 14 No's
- \* **Total numbers of printers for general access** - 4 No's (Details enclosed)
- \* **Internet band width speed**     2mbps    10 mbps    1 GB    12mbps  
12 mbps
- \* **Institutional Repository**
- \* **Content management system for e-learning** - Yes
- \* **Participation in resource sharing networks/consortia (like INFLIBNET)  
HELINET**

## 4.3.5 Give details of specialized services provided by the library with regard to

- \* **Manuscripts**
- \* **Reference - Yes**
- \* **Reprography / scanning - Yes**
- \* **Inter-library Loan Service - Yes**
- \* **Information Deployment and Notification - Yes**
- \* **OPACS - Yes**
- \* **EPAC - Yes** accessing in whole campus
- \* **Internet Access - Yes**
- \* **Downloads - Yes**
- \* **Printouts - Yes**
- \* **Reading list/ Bibliography compilation - Yes**
- \* **In-house/remote access to e-resources - Yes** in our campus
- \* **User Orientation - Yes**
- \* **Assistance in searching Databases - Yes**
- \* **INFLIBNET/√HELINET - Yes** HELINET, PUBMED

## 4.3.6 Provide details of the annual library budget and the amount spent for purchasing new books and journals. -

45 Lakhs (2015-2016)



### 4.3.7 What are the strategies used by the library to collect feedback from its users? How is the feedback analyzed and used for the improvement of the library services?

In general feedback from all students and faculty is obtained and evaluated from the respective committee.

### 4.3.8 List the efforts made towards the infrastructural development of the library in the last four years.

A new Konica Minolta copier has been installed; which is the latest model and has the capacity of making 60 copies per minute. Xerox network DIGITAL DEVICE colour, black & white multifunction product is installed in Library and Information Centre Photocopy room is fully Air conditioned. From Library Info Centre any new materials (Books, Journals, CD-ROM & Articles etc) will be scanned and information will be passed through network to all the departments. A separate Audio Visual section with Sony LED TV Home Theatre & Pinnacle Studio Ultimate Version-14. The Flooring of the Library has been revamped giving it a wooden finish. Along with this Library has also been painted making it look very neat and pleasing. 10 new flat-screen desktops have been installed which makes the internet use more lively and enjoyable. The entire Library has been WiFi enabled. The Library windows have been refurbished with new window blinds. To increase the speed and connectivity two high-end servers have also been installed. All the departments' faculty has appreciated this and they are very happy.

### **LIBRARY AND INFORMATION CENTRE**

Library is the heart of our institution and is more so in case of Bapuji Dental College & Hospital (BDCH). Our Library is the most sorted Library catering not only for Students of BDCH but also various Dental Institutions in South India.

Every visitor to this Library has a special word of praise for the immaculate arrangements, facilities and contents of Library. **“One should see to believe it “.**

The Information center boasts of a large number of dentistry related educational CDs, Text Books, Journals and other software. A wide range of pre-recorded lectures by eminent personalities in the field is also maintained here. A 24 hours high-speed Internet access enables students to stay abreast with the latest developments in dentistry.

The current resources in the Library include 7987 books, 66 International current Journals, 2947 Back volumes Journals, 504 Dissertations, 426 Seminars, 10871 Transparencies (Slides), 181 Video cassettes, 277 Audio cassettes, 348 CD-ROM's and E-Journals 115 titles. Access to the internet, Medline has been provided.





# Bapuji Dental College & Hospital



During this Financial Year the main Library & Information Centre has been updated as follows:-

- A) Books & Back Volumes Journals data entry has been fully completed.
- B) Cataloging data entry computerized like Author wise, Title wise & Subject wise.
- C) New arrivals computerized display with multimedia.
- D) CD-ROM's, Video Cassettes data entry has been fully computerized.
- E) Current Journals has been computerized.
- F) Post Graduate Students other than from our colleges have utilized our Library facility.
- G) A separate Audio Visual section.
- H) A new Konica Digital copier has been installed; which is the latest model and has the capacity of making 60 copies per minute. Xerox network DIGITAL DEVICE colour, black & white multifunction product is installed in Library and Information Centre. From Library Info Centre any new materials (Books, Journals, CD-ROM & Articles etc) will be scanned and information will be passed through network to all the departments. The Flooring of the Library has been revamped giving it a wooden finish, two months back. Along with this Library has also been painted making it look very neat and pleasing. 10 new flat-screen desktops have been installed which makes the internet use more lively and enjoyable. To increase the speed and connectivity two high-end servers have also been installed. All the departments' faculty have appreciated this and they are very happy.

- 1. Total floor area --- 15,827 Sq.ft.
- 2. Total number of books as on 12-01-2016 --- 7,987 No's
- 3. Current 63 journals subscribed for the year 2015 (JAN-DEC)

The college has 103 BACK VOLUMES JOURNALS. The details are available in the PEER team visit.

## V. COLOUR ATLAS SERIES

- 1. Atlas series in all specialties 98 No's

## VI. YEAR BOOKS & DENTAL ANNUAL SERIES:

- 1. Year Books Dentistry Series 1970-2003
- 2. Dental Annual Series 1986-1992

## VII. LIBRARY OF NATIONS:

- 1. Library of Nations Series 45 No's

## VIII. ENCYCLOPEDIA:

- 1. Lexicon Universal Encyclopedia 21 Vols.
- 2. Oxford Encyclopedic Dictionary 3 Vols.



# Bapuji Dental College & Hospital



- 3. The World Book Encyclopedia 30 Vols.
- 4. Encyclopedia of family health 21 Vols.

## IX. PHYSICAL FACILITIES & GENERAL SERVICES: -

- 1. Medline Database from 1976.
- 2. CD-ROM Literature Searches.
- 3. Computerized Library Services.
- 4. Photocopying Services with 3 Xerox Machines.
- 5. Current awareness service of new acquisition & services.
- 6. Slides & video viewing services.
- 7. Audio/Video Cassettes Services.
- 8. Duration for which Library is Open

In all working days 8 AM to 11 PM

Sundays & Holidays 9 AM to 1 PM

Reading Hall 8 AM to 11 PM

Indexing System i.e. N.L.M. Classification

A.A.C.R.I Cataloguing.

**Services:** Photocopy, Scanning, Lamination, Thermal and Spiral Binding.

The W.H.O. Section contains more than 95 titles published by the W.H.O. The library timings 8 AM to 11 PM. There are seating arrangements for 300 readers.

### Amount spent on Library for Last 5 years (as on 12-01-2016)

Sl No	Year	Books	Journals	Total
01	2010-2011	3,35,492=05	16,82,973=82	20,18,465=87
02	2011-2012	3,96,358=16	20,25,746=97	24,22,105=13
03	2012-2013	5,49,558=65	23,30,694=56	28,80,253=21
04	2013-2014	4,50,230=53	29,18,845=74	33,69,076=27
05	2014-2015	4,84,911=31	30,12,841=47	34,97,752=78

## CONTENTS

Sl.No.	Particulars	No. of Copies
1.	Total Number of Text Books	7987
2.	Total Number of Titles	5767
3.	Total Number of Journals subscribed for the year 2015	65
4.	Total Number of Bound Volumes	2947
5.	Total Number of Dissertations	504
6.	Total Number of Seminars	426
7.	Total Number of Video Cassettes	181
8.	Total Number of Audio Cassettes	277
9.	Total Number of Transparencies	10871
10.	Department of General Anatomy	401
11.	Department of Dental Materials	307
12.	Department of Physiology & Biochemistry	367
13.	Department of Dental Anatomy & Histology	317
14.	Department of General Pathology & Microbiology	270
15.	Department of Pharmacology	199
16.	Department of PCD	523
17.	Department of General Medicine	255
18.	Department of General Surgery	147
19.	Department of Oral Pathology	319
20.	Department of Oral & Maxillofacial Surgery	786
21.	Department of Prosthodontics	637
22.	Department of Periodontics	374
23.	Department of Pedodontics	276
24.	Department of Cons & Endo	659
25.	Department of Orthodontics	645
26.	Department of Oral Medicine & Radiology	496
27.	Implantology	117
28.	Encyclopedia	183
29.	Kannada	366

30.	General	343
31.	Photos / CD / DVD	3576 / 7 / 5

## EASYLIB SOFTWARE – Version 4.3.3

### Features:

- Accession & Cataloging System (Books and Non books)
- Binding
- Bound Volumes
- Circulation
- Charging & Discharging (Issue & Return)
- Digital Library on LAN
- Data Transfer
- Periodicals Subscription
- Reports
- Multiple Search Option
- Members
- OPAC
- EPAC
- Setup & Security
- Scrolling (New arrivals list)
- View Items Borrowed and Reserved

## PHOTOCOPY MACHINES

1. KONICA MINOLTA 554 COPIER
2. KONICA MINOLTA 283 COPIER
3. KONICA MINOLTA C284 COPIER
4. RISO KZ30 EDUCATOR (COPIER)

## YEARLY STATISTICS OF STUDENTS UTILIZED IN THE LIBRARY FOR THE

### LAST 6 YEAR

Sl. No.	Year	Total NO. OF BOOKS CIRCULATED	Total NO. OF STUDENTS UTILISED	Total NO. OF STAFF UTILISED	Total NO. OF INTERNET USERS	A/V USERS
1.	<u>2010 (JAN-DEC)</u>	27119	22120	557	7424	-----
2.	<u>2011 (JAN-DEC)</u>	32542	32687	2443	8391	1467

3.	<u>2012 (JAN-DEC)</u>	29519	31922	2673	7438	2673
4.	<u>2013 (JAN-DEC)</u>	24135	30079	2255	4324	2914
5.	<u>2014 (JAN-DEC)</u>	22205	25516	2953	3015	2095
6.	<u>2015 (JAN-DEC)</u>	26165	26846	2487	3159	1114

## System

Sl. No.	System Name	Qty
1.	WIPRO NET POWER SERVER	2
2.	DELL VOSTRO 200	10
3.	HCL	5
4.	WIPRO i-value -	6
5.	ACER 7500G - Touch Screen	1
6.	ACER 7200 D	1
7.	LG Flatron	1

## 4.4 IT Infrastructure

### 4.4.1 Does the institution have a comprehensive IT policy with regard to:

#### \* IT Service Management -

IT service management is taken care by Microline electronics Pvt. Ltd. as a part of Annual maintenance contract.

#### \* Information Security

information is secured by kaspersky Business select and internet security.

#### \* Network Security -

It is managed by Tactine networking Pvt Ltd bangalore

#### \* Risk Management

All the information is backed up into an external hard disk daily.

#### \* Software Asset Management

It is managed by indo tech Pvt Ltd

#### \* Open Source Resources

Feed backs related to college and its functioning is continually monitored through principal office.

#### \* Green Computing

every year the unused and IT waste is auctioned in the college.

#### 4.4.2 How does the institution maintain and update the following services?

- \* Hospital Management Information System (HMIS)

hospital management system is an integral part in maintaining the hospital administration on daily bases. This is done by computerized patient documentation, billing, maintaining the appointments which helps in smooth running of the hospital.

- \* Electronic Medical Records System (EMR)

medical records in the hospital is maintained by dedicated softwares which includes maintainance of digital radiographs, patient records, laboratory findings.

- \* Digital diagnostic and imaging systems including PACS

The diagnostic digital imaging systems include Planmeca Proline Xc Digital panoramic extraoral machine, Visualix eHD, and Gendex RVG machine.

#### 4.4.3 Give details of the institution's computing facilities i.e., hardware and software.

- \* Number of systems with individual configurations - 85

- \* Computer-student ratio -7: 1

- \* Dedicated computing facilities

Library has a dedicated browsing center equipped with 14 computers.

computer work station in the college provides assistance to all the staff and the students for the IT needs.

- \* LAN facility - available

- \* Wi-Fi facility

Entire college is Wi - Fi enabled with 12mbps speed.

- \* Proprietary software

softwares are developed and implemented for student information system, examination module, salary and establishment, OPD, document management software, stores and inventory management software, Xerox billing,

- \* Number of nodes/ computers with internet facility- 85

- \* Any other (specify)



# Bapuji Dental College & Hospital



#### **4.4.4 What are the institutional plans and strategies for deploying and upgrading the IT infrastructure and associated facilities?**

Institution is always keen on updating the IT infrastructure and the institution has give annual maintenance contract to Microline and Indo - tech Pvt Ltd

#### **4.4.5 Give details on access to on-line teaching and learning resources and other knowledge and information database/packages provided to the staff and students for quality teaching-learning and research.**

Library is well equipped with digital library with high speed internet so that the students can browse through the e-books and e- journals available.

#### **4.4.6 What are the new technologies deployed by the institution in enhancing student learning and evaluation during the last four years and how do they meet new / future challenges?**

The institution has made the entire campus Wi - Fi enabled.

#### **4.4.7 What are the IT facilities available to individual teachers for effective teaching and quality research?**

Teachers are provided with laptop, audio visual facility for better teaching.

#### **4.4.8 Give details of ICT-enabled classrooms/learning spaces available within the institution. How are they utilized for enhancing the quality of teaching and learning?**

There are four class rooms which are provided with audio visual facility. Each department in the institute is provided with seminar rooms with well equipped IT facility.

#### **4.4.9 How are the faculty assisted in preparing computer-aided teaching-learning materials? What are the facilities available in the institution for such initiatives?**

There is a dedicated computer assistant team which is provided by the institution to assist the faculty in computer aided teaching and learning.

#### **4.4.10 Does the institution have annual maintenance contract for the computers and its accessories?**

Yes, The institution have annual maintenance contract for the computers and its accessories with microline and indotech Pvt Ltd.

**4.4.11 Does the institution avail of the National Knowledge Network (NKN) connectivity?**

**If so, what are the services availed of?**

Not applicable, availed guide membership

**4.4.12 Does the institution avail of web resources such as Wikipedia, dictionary and other education enhancing resources? What are its policies in this regard?**

Yes

**4.4.13 Provide details on the provision made in the annual budget for the update, deployment and maintenance of computers in the institution.**

<b>statement of accounts with details of expenses for academic, research and administrative activities</b>						
<b>ICT</b>	<b>2010-11</b>	<b>2011-12</b>	<b>2012-13</b>	<b>2013-14</b>	<b>2014-15</b>	<b>2015-16</b>
Computer & Accessories	166879.00	288413.00	673731.00	33363.00	549195.00	347308.00
Computer & Accessories	974207.00					
Computer Softwares	395000.00	481145.00	396000.00	0.00	155000.00	0.00
Computer maintenance	283472.00	339824.00	417604.00	559603.00	743336.00	400634.00
Computer Software Maintanace	1250.00	25725.00	0.00	0.00	0.00	0.00
Internet Fee	716952.00	663921.00	725911.00	651688.00	651688.00	493522.00
Maintenance of Lan & Wan	165450.00	165450.00	168540.00	168540.00	168540.00	0.00
Website Expenditures(Domain Renewal)	197096.00	40811.00	41573.00	16000.00	16600.00	0.00
Website Expenses	0.00	0.00	51500.00	0.00	0.00	143500.00
<b>TOTAL</b>	<b>2900306.00</b>	<b>2005289.00</b>	<b>2474859.00</b>	<b>1429194.00</b>	<b>2284359.00</b>	<b>1384964.00</b>

**4.4.14 What plans have been envisioned for the transfer of teaching and learning from closed institution information network to open environment?**

The college practices transfer of teaching and learning from closed institution information to the open environment.





# Bapuji Dental College & Hospital



## 4.5 Maintenance of Campus Facilities

**4.5.1 Does the institution have an estate office / designated officer for overseeing the maintenance of buildings, class-rooms and laboratories? If yes, mention a few campus specific initiatives undertaken to improve the physical ambience.**

Yes, the institution has a dedicated maintenance office to look after the infrastructure of institution

**4.5.2 How are the infrastructure facilities, services and equipments maintained? Give details.**

The facilities and equipments is continuously monitored through main stores, principal office and maintenance department of the college and by associate dean administration.

**4.5.3 Has the institution insured its equipments and buildings?**

Yes, the institution is insured its equipments and buildings with New India assurance Co. Ltd

*Any other information regarding Infrastructure and Learning Resources which the institution would like to include.*



Criteria V :  
Student  
Support and  
Progression



## **CRITERION V: STUDENT SUPPORT AND PROGRESSION**

### **Student Mentoring and Support**

#### **5.1.1 Does the institution have a system for student support and mentoring? If yes, what are its structural and functional features?**

Yes, the association has a system for student support and mentoring.

#### **Students' Mentorship Committee.**

The college have a Student Mentoring system, which involves all the students and faculty members. Each faculty member is assigned 5-6 students as mentees.

In this committee, students after every internal, a list of underperformers are created, remedial strategies for them are performed. Re-assessment of each student is done and the performance is compared with the previous internal.

#### **Underperformers :**

- Students scoring less than 50% in their exams.
- A lack of self-confidence, confidence in the medium of instruction, or application due to lack of interest in the course.
- Distraction i.e., some students lacked discipline, fell into bad habits.
- Backlog of students in the final year and the timing of the repeat exams where they are unable to cope up and score in the exams.
- Difficulty in communication is seen among some students.

#### **Remedial strategies for underperformers.**

- Diagnosing and Tracking Student Performance and Attendance.
- A report card system is used for each student, and thus the attendance and the performance of the students is reviewed by the teachers.
- Tutorial classes where additional problems are solved and students interact with each other and discussion with the respected faculty member.
- Helping the students in enhancing their English communication.
- Encouraging more student participation in the classroom by modifying the teaching approach.
- Moving the back benchers to the front benches and increasing their interest in the classroom.



# Bapuji Dental College & Hospital

- Schedule repeat exams within a few weeks of the original ones, and provide extra classes in the interim to students who must repeat the exams.
- A counselling cell is made that comprises of student friendly counsellors where the problems are looked upon and they are helped by giving correct advices.

## **2. Mention the year-wise progress of the students.**

Year wise progress of the students is recorded and maintained in every department through continuous performance assessment (CPA) cards. And also for students who were underperformers in every internals, remedial drill will be conducted by their respective mentors and the report will be sent to the student's mentorship committee where their records will be maintained and compared with all the internals and record of that students will be maintained till their final exams.

## **5.1.2 Apart from classroom interaction, what are the provisions available for academic mentoring?**

Students are given the provision of attending Inter departmental meets (IDM), regular inter-disciplinary meetings for case discussions are held. Oral implantology teaching are done. Inter-disciplinary meetings through Webinars are provided in the department .

Overall development of a student is achieved by conducting the following programs-

- Stress management of the students will be done by the well trained psychologist.
- Leadership mentoring is done regularly.
- Communication skill of the students will be improved.
- Group discussions for the students as and when they are posted regularly.
- Chair side case discussions are regularly done in the clinical postings.
- Students are encouraged to participate in UG Conventions by presenting academic papers and posters.
- Any student is free to approach any faculty member in any department to resolve any academic issues or doubts.
- Students with language problems are encouraged to attend English classes and to learn to speak the local language.
- Students with specific talents are encouraged to develop them, like in sports or in presentation.
- The parents / guardians are informed about the attendance and academic progress of the students on a regular basis and regular meeting with the parents

**5.1.3 Does the institution have any personal enhancement and development schemes such as career counseling, soft skills development, career-path-identification, and orientation to well-being for its students? Give details of such schemes.**

For first year BDS students, every year an orientation program is conducted. The program is known as induction program and white coat ceremony is also celebrated where white coats were distributed to every new comer. Introduction of all the faculty members to the new students and their parents will be done and introduction of the students to the staff and to the course and the college organization will be done regularly. Various programs on practice management, memory and recall skills, and improved learning methods are also being conducted on a regular basis.

**5.1.4 Does the institution have facilities for psycho social counseling for students?**

Yes, the institution has facility for psychological counselling for students who were sent to the committee due to homesickness, medical issues, who need psychological support and which led to have attendance shortage. And finally could not perform well in internal assessment. The mentors of respective students are the first ones to address psychosocial problems. In case the problems are beyond the scope of the mentor to handle, the case will be referred to the counselling committee where it will be handled delicately by the counsellor.

**Committee for counselling and Placement (2011-2015)**

Sl. No.	Academic Year	No. of Students counselled	Total number of students counselled
1.	2011-2012	24 (4 <sup>th</sup> year)	55
		31 (3 <sup>rd</sup> year)	
2.	2012-2013	7 (1 <sup>st</sup> year)	70
		16 (2 <sup>nd</sup> year)	
		46 (3 <sup>rd</sup> year)	
		1 (4 <sup>th</sup> year)	
3.	2013-2014	6(1 <sup>st</sup> year)	85
		6 (2 <sup>nd</sup> ) year	
		43 (3 <sup>rd</sup> year)	
		30 (4 <sup>th</sup> year)	
4.	2014-2015	31 (3 <sup>rd</sup> year)	36

	5(4 <sup>th</sup> year)	
--	-------------------------	--

**5.1.5 Does the institution provide assistance to students for obtaining educational loans from banks and other financial institutions?**

YES. The Institution provides assistance to students for obtaining their educational loan from the banks and other financial institutions.

Institution will provide educational expenditures and bonafide certificates to the students and also will issue the progress report to the bank and other financial institutions.

**5.1.6 Does the institution publish its updated prospectus and handbook annually? If yes, what are the main issues / activities / information included / provided to students through these documents? Is there a provision for online access?**

Yes the institute provides prospectus and handbook. It provides clear information to students about admission, completion requirement for all programs; the fee structure and refund policies; financial aid and student support services, library information rules of the college, list of awards, research funds.

**5.1.7 Specify the type and number of institution scholarships / freships given to the students during the last four years. Was financial aid given to them on time? Give details. (in a tabular form)**

<b>Scholarships and Financial Support</b>						
	<b>Year</b>	<b>BD S</b>	<b>Amount</b>	<b>MD S</b>	<b>Amount</b>	<b>Total</b>
Financial support from institution	Nil	Nil	Nil	Nil	Nil	Nil
<b>Financial support from Government</b>	2011-12	15	6,41,131	10	12,84,53	19,25,66
	2012-13	24	9,29,422	8	11,70,79	21,00,21
	2013-14	11	4,93,481	3	3,99,402	8,92,883
	2014-15	7	12,08,17	5	2,35,742	14,43,91
	2015-16	30	7,69,272	6	10,84,85	18,54,12



<b>TOTAL AMOUNT</b>	-	-	-	-	-	82,16,80
						3

### 5.1.8 What percentage of students receive financial assistance from state government, central government and other national agencies?

Nearly 25 to 30 %of students receive financial assistance from the state government, central government and other national agencies.

There are lots of students who belong to economically weaker sections of the society. The college provides financial assistance to these students, which is received from the Central Govt., State Govt., other agencies and the Management of the college.

### 5.1.9 Does the institution have an International Student Cell to attract foreign students and cater to their needs?

Yes. Single Window services are provided to overseas students, they are assisted by giving needy information, assistance in police clearance domestic assistance, priority in allocating hostels, and are made feel at home.

### 5.1.10 What types of support services are available for

- **overseas students** - answered below
- physically challenged / differently-abled students
- SC/ST, OBC and economically weaker sections
- students participating in various competitions/conferences in India and abroad
- health centre, health insurance etc.
- skill development (spoken English, computer literacy, etc.)
- performance enhancement for slow learners.
- exposure of students to other institutions of higher learning/ corporates/business houses, etc.
- publication of student magazines, newsletters.

**Overseas students:** The institution support service to overseas boundaries. It extends its services to overseas aspirants. Admission is given to them as per the Rajiv Gandhi university guidelines.

**Students from SC/ST,OBCand economicallyweakersections:**



# Bapuji Dental College & Hospital

The students who belong to SC/ST, OBC and the economic weaker sections are identified during the process of the admission only. The college maintains a detailed record of the same. These students are provided every possible help during their stay in the college. This besides the Central Govt., the State Govt., and the University sponsored scholarships and concessions are also given to such students.

## **Physically challenged / differently abled students:**

The institute considers the differently – abled as physically challenged and gifted child. However facilities like wheel chair and physical assistance wherever required is provided on priority.

## **Students participating in various competitions/conferences in India and abroad**

Our PG & UG students participating in various competitions / conferences in India

## **healthcentre,healthinsuranceetc.:**

Proper arrangement of drinking water is present on the college campus at every department different locations (R.O. purified drinking water). Our College has a very special concern for the health and hygiene of the college students, staff and other members.

ESI facilities is available for staffs.

## **Skilldevelopment(SpokenEnglish,computerliteracy,etc.)**

The college invites Guest speakers for the Personality Development Programme. Enrichment courses like Personality Development Programmes are also conducted to improve students personality.

## **Performance enhancement for slow learners:**

The students are from different category, based on admission, any differences among students in learning, identified by mid-diagnostic survey by each teacher. Through mid-diagnostic survey the slow and advanced learners are identified. Remedial drill is initiated by the concerned teacher in the form special classes, repetition of postings, home assignments and counseling. Advanced learners are given challenging tasks as enrichment courses. The outcome impact on underperformers is evaluated for continuous improvement.

Slow learners are identified after the first internal assessment examination. In each department, a mentor is assigned for a group of three students.

For Advanced learners are given special assignments for improving their theoretical knowledge and practical skills.

Further advanced learners are encouraged to take up a short research studies and participate in competitions at various levels.

## **Publication of student magazines**





The college published the college magazine

**5.1.11 Does the institution provide guidance and/or conduct coaching classes for students appearing for competitive examinations (such as USMLE, PLAB, GPAT, NCLEX, CGFNS, IELTS)? If yes, what is the outcome?**

Yes the institute encourages students to appear for competitive examinations such as NBDE , PLAB, IELTS, DNB and other competitive exams. College also motivates the students to take up M.Ortho and DIBO and other board exams of royal college. Appropriate books for such training are made available in the library

**5.1.12 Mention the policies of the institution for enhancing student participation in sports and extracurricular activities through strategies / schemes such as**

- \* additional academic support and academic flexibility in examinations
- \* special dietary requirements, sports uniform and materials
- \* any other (specify)

The students performs in the sports, cultural activities and extra curricular activities are strongly encouraged. The student who performs in the inter college and university events are provided with appropriate financial support. Flexibility in the internal assessment examination is provided.

Yes, the institutional toppers for the sports men are provided with financial support with sports kit, uniform and dietary allowances.

The performers in sports, cultural and extra curricular activities are provided with cash awards for their achievements.

**5.1.13 Does the institution have an institutionalized mechanism for student placement? What are the services provided to help students identify job opportunities, prepare themselves for interviews, and develop entrepreneurship skills?**

The college has placement cell which continuously provides information's on job opportunities. The college conducts and motivates self-employment of the outgoing graduates by conducting 2 days programme for self-employment. The programs offered are being professional courses 100% of the passed graduates either settled in practice or chose to join post graduate education.



## **5.1.14 How does the institution provide an enriched academic ambience for advanced learners?**

Advanced learners are given challenging tasks as enrichment courses. The outcome impact on underperformers is evaluated for continuous improvement.

For Advanced learners are given special assignments for improving their theoretical knowledge and practical skills.

Further advanced learners are encouraged to take up a short research studies and participate in competitions at various levels.

## **5.1.15 What percentage of students drop-out annually? Has any study been conducted to ascertain the reasons and take remedial measures?**

Less than 1% of student drop-out from the institution. The effort made by the institution to minimize the dropout are, exit meet personal counseling, Principal's interaction with the parents and such similar activities.

## **5.1.16 Give the number of students selected during campus interviews by different employers (list the employers and the number of companies who visited the campus during the last four years).**

Campus interview are not much applicable to the health science programs.

## **5.1.17 Does the institution have a registered Alumni Association? If yes, what are its activities and contributions to the development of the institution?**

YES

NAME- BEAUIDEAL

STARTED IN THE YEAR- 1992

EVERY YEAR WE CONDUCT ANNUAL GENERAL BODY MEETING

Every alumni of BEAUIDEAL has the desire to meet their friends, Classmates and most importantly their teachers who have taught them. This gathering once in year will make this happen – The Achievements of the alumni will be known at the time of this meet. During this meet we conduct CDE programme /Hands on course on the use of latest equipment's or any other treatment modalities practiced in the college. Any additional qualification of an alumni will be highlighted to help. Different speciality have their own separate alumni association.

# Bapuji Dental College & Hospital

## 5.1.18 List a few prominent alumni of the institution.

- Dr. Vasundhara Shivanna - Principal, CODS
- Dr. Dinesh M.R. Principal, R.V. Dental College
- Dr. Shivaprakash, HOD, CODS, Davangere
- Dr. A. R. Prabhakar – HOD, BDCH, Davangere, In Pedodontics
- Dr. Raghunath Puttaiah- USA
- Dr. Vandana – Prof in Periodontics
- Dr. Shashikiran N. D. – Prof Pedodontics
- Dr. Kashinath-Principal, Deemed University
- Dr. Sreenath Takkur- Principal
- Dr. Gowramma- Principal
- Dr. Ramachandra-Principal
- Dr. Ashok L – President Iaomr
- Dr. E. T. Roy – Hon. Sec. IOS
- Dr. Tarun Kumar – Eminent Implantologist
- Dr. Sreedhar Murthy- Film Producer/Director

## 5.1.19 In what ways does the institution respond to alumni requirements?

The college maintains the vital database of all the students. Any student can ask for the address of communication of alumni. Any Alumni who request to utilize the lab and library facilities will be allowed to work with the permission of the Principal of the college. This has been in practice since 2004.

## 5.1.20 Does the institution have a student grievance redressal cell? Give details of the nature of grievances reported. How were they redressed?

The college has grievance redressal cell to deal with the day to day problems students, staff and patients. The complaint redressal document has clearly set mechanism to address such issues. No such measure grievances have occurred.

## 5.1.21 Does the institution promote a gender-sensitive environment by (i) conducting gender related programs (ii) establishing a cell and mechanism to deal with issues related to sexual harassment? Give details.

Committee for prevention/ action against sexual harassment of women students is constituted with student representation on committees. So far no such incidence has



# Bapuji Dental College & Hospital



happened in the last.

**Is there an anti-ragging committee? How many instances, if any, have been reported during the last four years and what action has been taken in these cases?**

The college has set an anti-ragging committee . It comprises of the Head of the Institution and all the Head of Departments. Faculty members, assigned to check the students, make surprise visits and maintain a diary of his/her interaction with the fresher's.

Till date, no incident of ragging of any kind has been reported in the college.

**5.1.22 How does the institution elicit the cooperation of all its stakeholders to ensure the overall development of its students?**

The college has established varied mechanisms to seek co-operation from different stakeholders for overall development of the students. Few such stakeholders are students, faculty, alumni, parents, patients the affiliating university, regulatory authorities and community at large. Students participate through feedback system and by being members of the academic and administrative committees similarly alumni, parents, patients, and faculties provide varied feedbacks also participate in deliberations pertaining to overall development of the students. The affiliating university and the national apex body provide such interactions through their annual inspections and guidance.

**5.1.23 How does the institution ensure the participation of women students in intra- and inter-institutional sports competitions and cultural activities? Provide details of sports and cultural activities where such efforts were made.**

Women student are members of the student council and also sport and cultural committees and their strongly supported to participate in sports, cultural and extra curricular activites and they excelled in all those field

**5.1.24 Does the institution enhance the student learning experience by providing for rotation from the teaching hospital to the community and district hospital during the internship period?**

After passing final BDS, Students will attend compulsory one year 172otator internship programme on rotation basis.

**5.1.25 Does the institution have immunization policy for its students and staff?**

YES.

## IMMUNITATION -----HbsAg

SL NO	YEAR	ACADEMIC YEAR	NO. OF STUDENTS
1	2011	I BDS	97
2	2012	I BDS	97
3	2013	I BDS	96
		I MDS	43
4	2014	I BDS,	96
		I MDS	41
5	2015	I BDS,	97
		I MDS	40

### 5.1.26 Does the institution give thrust on students growth in terms of:

#### Physical development,

\* College has constituted committee for physical education under IQAC. This committee monitors and maintains sports activities and facilities across the campus. The college has appointed full time physical director and necessary gymnastic coaches for the purpose. The college conducts annual sports competition for both male female students and participates in intercollegiate at the university sports events.

#### Emotional control

\* The college has well functioning students council to initiate and monitor varied student activities scubas co curricular, extracurricular, sports, and cultural activities. Students are encouraged to participate in such events for total personality development including emotional needs. The college also has mechanism are mentorship, counseling and services of behavioral cell

#### Social dimension

\* The college participates in various intercollegiate events including sports cultural and extracurricular activities. The college conducts annual college day and celebrate national festivals and participates in activities of institutional social responsibilities.

#### Spiritual growth.

\* The college has conducted deliberations on yoga and health



## 5.2 Student Progression

**5.2.1 What is the student strength of the institution for the current academic year? Analyze the Program-wise data and provide the trends (UG to PG, PG to further studies) for the last four years.**

The college has admission cell which provides necessary information and guidance pertaining to admission. The college has a mechanism to maintain and review the category wise admissions for all the programs. The students of the campus for the current year is as follows. The category wise students admission data for the last five years is as follows.

**5.2.2 What is the number and percentage of students who appeared/qualified in examinations for Central / State services, Defense, Civil Services, etc.?**

The college conducts coaching classes for MDS entrance examination for the outgoing interns. Good number of students have procured MDS seat by PG CET.

**5.2.3 Provide category-wise details regarding the number of post graduate dissertations, Ph.D. and D.Sc. theses submitted/ accepted/ rejected in the last four years.**

More than 200 dissertations are submitted and accepted by our university. All four years data is segregated department wise and soft and hard copies are available in office.

**5.2.4 What is the percentage of graduates under AYUSH programs employed in the following?**

- \* AYUSH departments/Hospitals,
- \* Multinational companies,
- \* Health clubs,
- \* Spas,
- \* Yoga wellness centers,
- \* Yoga studios,
- \* Health clubs,
- \* Own Yoga cubes/studios?

The college provides dental education programs and follow allopathic system of medicine therefore the above are of not much concern

## 5.3 Student Participation and Activities

### 5.3.1 List the range of sports, cultural and extracurricular activities available to students. Furnish the program calendar and provide details of students' participation.

This college has constituted committee for sports and cultural activities. College also has active student council. The college regularly conducts sports, cultural co-curricular activities every year. The details of distinguished achievements year wise in sports curriculum and extracurricular activities is maintained by the departments concerned.

### 5.3.2 Give details of the achievements of students in co-curricular, extracurricular and cultural activities at different levels: University / State / Zonal / National / International, etc. during the last four years.

#### Department of Oral Medicine and Radiology

##### Extra-curricular details: Post graduate

- Dr.Keerthi - Carrom single - 1<sup>st</sup> place
- Dr.Keerthi&Dr.Sushmita – Carrom Doubles- 1<sup>st</sup> place
- Dr.Keerthi&Dr.Dilip- Carrom Mixed doubles – 1<sup>st</sup> place
- Dr.Keerthi& group - Throw ball runner team.
- Dr.Keerthi&Dr.IshitaAgarwal- Batminton girls runner up
- Dr.Kanad&Dr.Keerthi- Badminton mixed doubles – winners
- Dr.Ishitha- Single Batminton – Runner up
- Dr.Aditya Sao &group–Cricket team winner
- Dr.Ishita- Musical Chair – Runner up

#### DEPARTMENT OF ORAL SURGERY

##### **EXTRA-CURRICULAR ACTIVITIES**

Sl No.	Name	Activities
1.	Dr. Abhishek Agarwal	Won 2 <sup>nd</sup> Prize In Quiz In Vivid 2015
2.	Dr. Ankush Bhandari Dr. Abhishek Agarwal	Won 2 <sup>nd</sup> Prize In Dumb Charades In Vivid 2014
3.	Dr. Vinayak G. Naik Dr. Swapnil Agrawal	Won 1 <sup>st</sup> Prize In Carrom In Vivid 2012
4.	Dr. Vinayak G. Naik Dr. Swapnil Agrawal	Won 1 <sup>st</sup> Prize In Carrom In Vivid 2011

#### DEPARTMENT OF PROSTHODONTICS

## 4. Students Co-curricular and Extra-curricular details (UG & PG)

Dr. Pulkit Chandra, Second year Post graduate from the department participated in All India inter-dental cricket tournament 'SPIN 15' held at SDM Dharwad as Captain of Bapuji dental college and hospital, Davangere cricket team and was declared the "Man of the Match" on 27/03/15.

## DEPARTMENT OF PHD

### **EXTRA CURRICULAR ACTIVITIES OF POST GRADUATE STUDENTS**

SN	Name of the student	extracurricular activity	event	YEAR
1.	Akhil Pallepati	presenting university/ college in sports R.G.U.H.S Karnataka/ Bapuji Dental College And Hospital, Davangere	Runner-Up In Inter- Collegiate Ball Badminton Held At Biet Davangere	December 2014
2.	Akhil Pallepati	presenting university/ college in sports R.G.U.H.S Karnataka / Bapuji Dental College And Hospital, Davangere	Participated In Inter University Basket Ball Tournament Held In Chitradurga / Chennai	January 2015
3	Denzy Lawrence	Quiz competition	VIVIDS 2015	March 2015
4	Denzy Lawrence	collage competition	VIVIDS 2015	March 2015
5	Denzy Lawrence	Debate	VIVIDS 2015	March 2015

## DEPARTMENT OF ORAL PATHOLOGY

I. Sports: undergraduates students take part in cricket, shuttle badminton, basket ball, throw ball, shot put, etc.,

II. Post graduate students Dr. Divya and Dr. Smita participated in soap carving, wax carving and fruit carving.

### **5.3.3 Does the institution provide incentives for students who participate in national / regional levels in sports and cultural events?**

Yes, the college strongly encourages the students who participates in sports and cultural activities and provides appropriate incentive for the distinguished activities





**5.3.4 How does the institution involve and encourage its students to publish materials like catalogues, wall magazines, college magazine, and other material? List the major publications/ materials brought out by the students during the last four academic sessions.**

More than 220 Publications are published in various National and International journals. And the data is available department wise in the office. Students are also participate in news magazine, Wall magazine and Annual magazine.


**5.3.5 Does the institution have a Student Council or any other similar body? Give details on its constitution, activities and funding.**

The college has established well functioning students council with different students council. The students plan initiate and perform varied student activities through student's council. Student council plans and conducts cultural sports and annual gathering events. All such events are conducted by the institution.

**5.3.6 Give details of various academic and administrative bodies that have student representatives in them. Also provide details of their activities.**

*Any other information regarding Student Support and Progression which the institution would like to include.*

The college has constituted internal quality assurance cell with clear descriptions of its accountability, autonomy and empowerment. The college also has constituted nearly 32 committees with students representations on each committee. Groups of committees are monitored by respective associate deans. All the committees have maintained the proceedings and submit their report with necessary recommendation to the chairman IQAC. The college practices stake holder – college partnership for excellence in education service and research. The list of committees with student's members represented and the IQAC manual will be presented during peer team visit student council. Proficient sports students are provided with appropriate sport materials, remuneration, leave, recognition on appropriate plat forms, awards and certificates Student council in each unit are very active and perform numerous co curricular and cultural activities. The college funds for such activities.



Criteria VI :  
Governance,  
Leadership &  
Management



# Bapuji Dental College & Hospital



## Criterion VI: Governance and Leadership

### 6.1.1 State the vision and the mission of the institution.

#### *Vision-*

- “Single window delivery of total oral healthcare needs”
- Total quality management in service & Education.
- Unique work culture in alleviating human oral sufferings.
- To train general, specialised and allied professional personnel to meet regional & national oral health care services.
- Work relentlessly to contribute to global oral health care, knowledge & skills.
- Be efficient, effective, community acceptable and excel in service, education & research.
- To impart knowledge & interact with organisations of similar interest
- Fostering global competencies, inculcating value system among learners
- Promote use of technology of relevance.
- To induce paradigm shift in community that many oral diseases are preventable, curable, & affordable.
- Reach the unreachable with awareness, education & service.
- Serve the under served.

#### *Mission-*

- Learner centered dental education.
- Patient centered service.
- Community oriented research.
- Strong oriented relationship.
- Serve the under served.
- meet regional, national & global dental educational needs.
- Strategic future oriented planning.
- Excellence in knowledge, skills and service.
- Professionalism in management.
- Open organisation A1 climate.



## **Quality Statement-**

A clear Vision & Commitment to implement policies, programs, services & research to achieve desired Oral Health outcomes for population and provide high quality responsive educational environment that advances cognitive, social, emotional & civic competencies of our students

### **6.1.2 Does the mission statement define the institution's distinctive characteristics in terms of addressing the needs of the society, the students it seeks to serve, the institution's tradition and value orientations, its vision for the future, etc.?**

The mission is further amplified in developing knowledge attitude & skills in the pursuit of undergraduate & postgraduate degrees in Dental science.

The institution fosters thinking & learning, with clinical teaching & services focused against the backdrop of community needs. The needs of the stake holders always form the prime concern of the management and all efforts are made to ensure satisfaction of the stake holders and the environment

### **6.1.3 How is the leadership involved in**

- **developing E-Governance strategies for the institution?**

ERP system from TCS enables E-Governance in terms of management of academic & human resources too.

- **ensuring the organization's management system development, implementation and continuous improvement?**

The conceptual level of planning and perception are conveyed to the faculty at the directional and functional level through a well devised system of job functions and responsibility. The Monthly HOD's meetings review all the critical processes while providing vital feedback loops to improve the systems. Various planning and implementation committees have designated heads with defined roles and functions.

#### **interacting with its stakeholders?**

The institute firmly believes that feedback system is the most potent instrument for achieving quality in teaching learning process – administrative satisfaction of stake holders and other allied problems. Feedbacks are therefore obtained regularly both formally as well as informally. The collected information thus obtained is deliberated & acted upon expeditiously and the change and satisfaction level monitored.



# Bapuji Dental College & Hospital



Interaction with patients is done through organization of community camps in villages and via satellite clinics.

- **reinforcing a culture of excellence?**

The institution has a self-appraisal system coupled with a review process to facilitate performance appraisal. The faculty and staff write a self-appraisal report on a designated format and which involves listing the significant achievements over the past years in terms of academics, teaching, research and publications. This is then reviewed on an open system with the functional heads and the Principal and the annual increments are recommended to the management. The student appraisal is confidential and the teachers are rated on a digital platform, which is then compiled, and a review process of the faculty is initiated. This ensure development of culture of excellence.

- **identifying organizational needs and striving to fulfill them?**

The top management believes in functional autonomy both financial administrative backed up transformational style of leadership. Feedback provided is the source for identifying future needs and the fulfillment for the same is diligently pursued.

**6.1.4 Were any of the top leadership positions of the institution vacant for more than a year? If so, state the reasons.**

No

**6.1.5 Does the institution ensure that all positions in its various statutory bodies are filled and meetings conducted regularly?**

YES

**6.1.6 Does the institution promote a culture of participative management? If yes, indicate the levels of participative management.**

The faculty and staff are encouraged to put up their views in a frank and forthwith manner during regularly held staff conferences and through personal meetings with the Principal. The BOG in its meeting also introspect, review and modify our processes for better delivering and efficiency of institutional systems and processes. Faculty has representation in various committees wherein the participative role played by them helps in management of institutional needs.



# Bapuji Dental College & Hospital

## **6.1.7 Give details of the academic and administrative leadership provided by the university to its affiliated Institutions / constituent units and the support and encouragement given to them to become autonomous.**

The college has established IQAC and strongly the system is internalized. The head of the institution is also head of the IQAC. Specialty departments are headed by competent and most learned scholars. Decentralization and participative discussion are implemented. The head of the Specialty departments are provided with appropriate empowerment and autonomy to achieve their accountability. The four associate deans, chair persons of the various committee involving different stakeholders achieve the quality components of the educational system.

## **6.1.8 Have any provisions been incorporated / introduced in the University Act and Statutes to provide for conferment of degrees by autonomous Institutions?**

Yes,

## **6.1.9 How does the institution groom leadership at various levels? Give details.**

The organizational structure involving the head of the institution / chair person of IQAC with four associate deans, heads of the specialty departments and varied committees provide excellent leadership grooming at different levels of the education system. The management believes in functional autonomy both financial & administrative backed up by transformational style of leadership.

## **6.1.10 Has the institution evolved a knowledge management strategy which encompasses the following aspects such as access to**

Information Technology,-Entire campus has been enabled on cloud computing, Wifi-enabled, LAN access in department.ERP based HR management through TCS ion. The Library has numerous ejournals subscription

National Knowledge Network (NKN),-access through e-journals

Data Bank, -Internet with digitized Learning resource material(LRM's),cloud computing

Other open access resources along with effective intranet facilities with unrestricted access to learners. -Ebscohost for access to thousands of journals ,Cloud computing.

## **6.1.11 How are the following values reflected in the functioning of the institution?**



## **Contributing to National development**

The Institutional vision to promote oral health care and mission to improve quality of life reflects our commitment to national development as oral health is an indicator of general health and thus ensures a disease free population involved in nation building effort collectively. By ensuring high quality education to students we ensure the professionals created in the institute will serve the society and nation at large.

## **Fostering global competencies among students**

Our quality statement reflects our commitment to global excellence amongst our students as we aim to provide high quality responsive educational environment that advances cognitive, social, emotional & civic competencies of our students. Students are now being trained on lines of Problem Based learning. Undergraduates are being taught Ergonomics and its implications in work related musculoskeletal disorders. Postgraduate research projects are first approved by Ethical committee thus inculcating ethical and moral standards amongst postgraduates.

## **Inculcating a sound value system among students**

We strive hard to develop harmonious personality through Intellectual, Physical and Spiritual development in order to enhance the overall Emotional Intelligence ( EQ ).

We emphasize upon "HOW TO DO?" instead of merely " What to do?" or " Why to do?"

We want our students to believe in " SWADHYAY" ( Self Learning ) and " SADHYAY" ( Group Learning ) .All efforts are made to inculcate the following values :-

- (a) Discipline
- (b) Dedication
- (c) Compassion
- (d) Empathy

Promoting use of technology

The institute has created an environment of e-learning through wi-fizones,use of e-learning resources in library and dissemination of information through electronic format. Entire campus is being enabled for cloud computing. Lectures are being video streamed, with webinars from Industry experts.

Quest for excellence

Our quest for excellence will materialize with our adherence to our vision mission and quality statement. With continuous dynamic progress we are more than willing to reorient



# Bapuji Dental College & Hospital



ourselves to achieve nothing but excellence in our delivery of education and oral health care to the needy section of society.

## **6.1.12. Has the institution been indicted / given any adverse reports by National Regulatory bodies? If so, provide details.**

None

## **6.1.13. What are the projected budgetary provisions towards teaching, health care services, research, faculty development, etc.?**

- 50% discount for the treatment charges in JJM medical college.
- All acrylic complete dentures & removable partial dentures are given free for the completely and partially edentulous patients since 25 years in department of prosthodontics
- Oral cancer patients are treated freely in oral medicine department.
- All MLC cases are treated free of cost.
- All surgeries of cleft lip and palate & oral cancer patients are treated freely

## **6.2 Strategy Development and Deployment**

### **6.2.1 Does the institution have a perspective plan for development? If yes, what aspects of the following are considered in the development of policies and strategies?**

The institutional perspective plan is developed over meeting with the academic heads, the academic council and then taken to the policies and development committee which outlines the prioritized issues in the plan and the budgets allocated. This gets reviewed in the finance and budgets committee. The decisions arrived at are communicated in a reverse process flow to all the stake holders.

Teaching and learning-our core area is to impart quality education to future oral health care providers and this relies heavily on good Teaching-Learning

Research and development-the institutional perspective on this aspect is crystal clear by stoking research aptitude and attitude in stakeholders

Human resource planning and development –vide service rules and as per DCI guidelines

Industry interaction –

Internationalization –incorporation of global best practices.

### **6.2.2 Describe the institution's internal organizational structure (preferably through an organogram) and decision making processes and their effectiveness.**



# Bapuji Dental College & Hospital

- **Is there a system for auditing health care quality and patient safety? If yes, describe.**

The system of auditing health care quality and patient safety is present. Associate dean services monitors the quality functioning of service. Associate dean human resources collects feedbacks from patients of each department. These feedback analyse and appropriate actions initiated. All departments have defined their respective patient care standards.

- **How often are these review meetings held with the administrative staff?**

All through the year the meetings of IQAC, associate deans and committees are held. Please see overlaf for organizational structure.

## **6.2.3 Does the institution conduct regular meetings of its various Authorities and Statutory bodies? Provide details.**

The Institution is inspected for meeting competency in education and health by statutory bodies, i.e University & DCI.

## **6.2.4 Does the institution have a formal policy to ensure quality? How is it designed, driven, deployed and reviewed?**

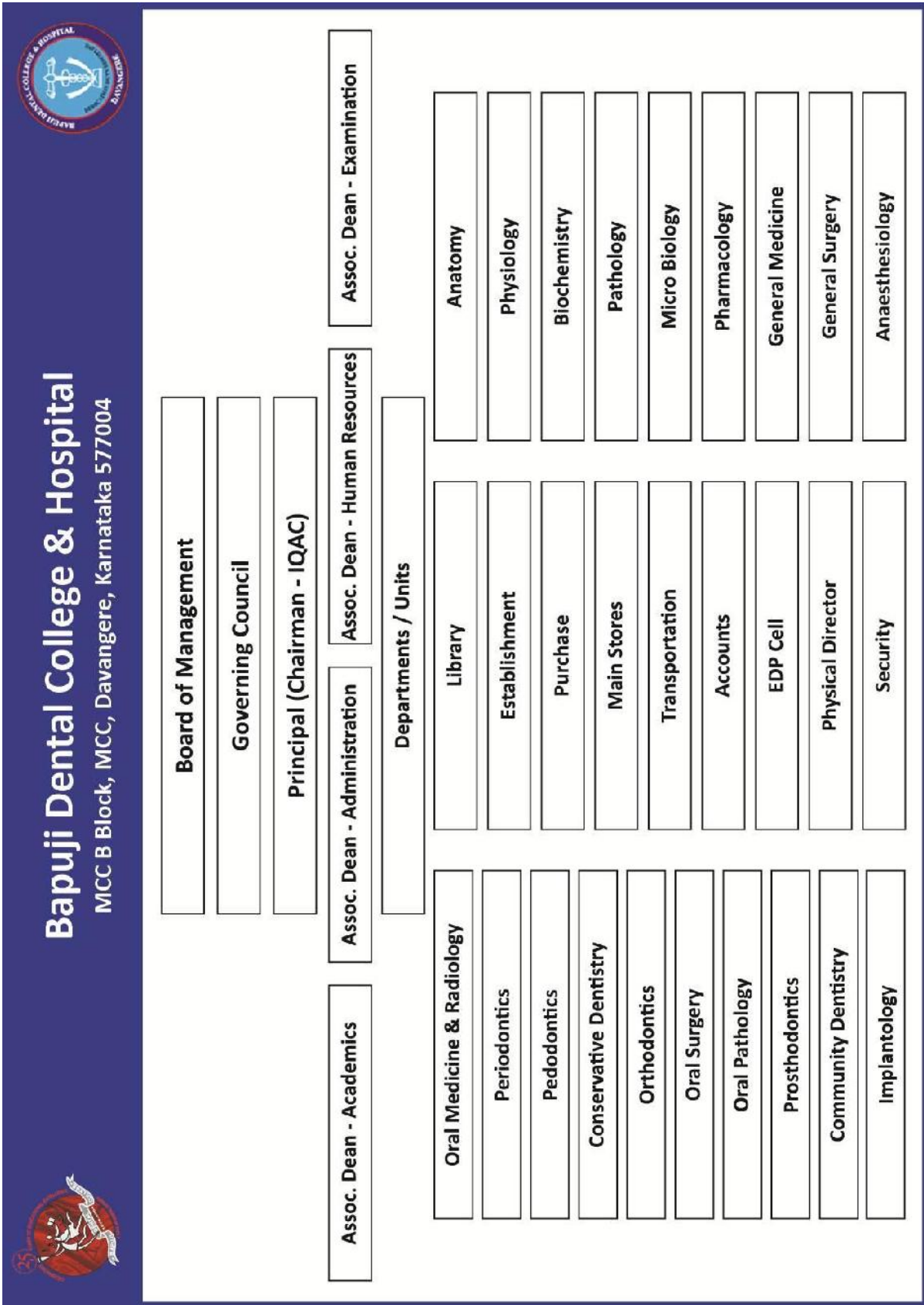
YES, institution has a quality statement as a clear Vision & Commitment to implement policies, programs, services & research to achieve desired Oral Health outcomes for population and provide high quality responsive educational environment that advances cognitive, social, emotional & civic competencies of our students

## **6.2.5 Does the institution encourage its academic departments to function independently and autonomously and how does it ensure accountability?**

All departments function under the Standardised Operating Protocols approved by the Board of Governors, Principal and Department Heads. The functioning is independent and the feedback from faculty and department head is taken monthly for enhancing operational excellence. The monthly feedback sought from department ensures accountability on grounds of academic and clinical performance.

## **6.2.6 During the last four years, have there been any instances of court cases filed by and / or against the institution? What were the critical issues and verdicts of the courts on these issues?**

Nil



# Bapuji Dental College & Hospital

## **6.2.7 How does the institution ensure that grievances / complaints are promptly attended to and resolved effectively? Is there a mechanism to analyze the nature of grievances for promoting better stakeholder-relationship?**

There is a provision for having urgent meeting at short notice of grievance cell members to address any issue if reported. Till date no such case has been registered. Grievance redressal cell is present on the campus.

## **6.2.8 Does the institution have a mechanism for analyzing student feedback on institutional performance? If yes, what was the institutional response?**

Yes, The institution has a mechanism to analyze student feedback on varied parameters that impact the quality of the system. Students provide appropriate input through feedback on infra structure library, teachers performance programs and courses based on analysis outcome actions are initiated. Few such actions are implementation of problem based learning, enrichment courses, identifying the slow learners, facilities for different categories of students and Strong encouragement for faculty development activities. with comprehensive approach in up gradation of infra structure facilities including equipment, hostels and research facilities.

## **6.2.9 Does the institution conduct performance audit of the various departments?**

Yes .The departments submit monthly performance report in terms of faculty attendance and their work output along with details of co-curricular activities. The self-evaluation report of department is also audited for the overall performance.

## **6.2.10. What mechanisms have been evolved by the institution to identify the developmental needs of its affiliated / constituent institutions?**

The college has established well functioning and internalized IQAC. These mechanism through its structure identifies the differential developmental needs of constituent specialty department of the institution.

## **6.2.11 Does the institution and hospital have their own updated websites? If so, is the information regarding faculty and their areas of specialization, days of availability, timings, consultation charges available on the website?**

Yes the institute has its well updated website providing all information about Institution and its faculty.

## **6.2.12. What are the feedback mechanisms and documentations to evaluate the outcomes of these exercises?**

- a) The departments submit a monthly report of academic and clinical performance.
- b) Faculty Feedback is analysed for curriculum enrichment,during monthly departmental meetings with HOD.
- c) HOD's .Principal & Advisor deliberate on departmental reports every month.
- d) Feedback is taken from Alumni.
- e) Student feedback is taken at end of each LRM marker point and even at end of each academic year.
- f) Feedback mechanisms are being set to receive inputs from Industry and employers of our students.

## **6.3 Faculty Empowerment Strategies**

### **6.3.1 What efforts have been made to enhance the professional development of teaching and non-teaching staff? What is the impact of Continuing Professional Development Programs in enhancing the competencies of the university faculty?**

Major Initiatives of the institution for ensuring personal and professional development of the faculty members & non-teaching staff is through creating opportunities to help them to participate in seminars, workshops, orientation, refresher courses and research work. Non-Teaching staff are provided computer literacy, clinical chairside assistantship training & basic life support training.Staff members involved in Ph.D studies are given due encouragement. The involvement helps staff members to achieve clarity of educational goals, control over professional development, resource to enable them to make decision about how best to focus their professional growth to meet students achievement target.

### **6.3.2 What is the outcome of the review of various appraisal methods used by the institution? List the important decisions.**

The staff has been promoted to higher ranks on basis of merit generated from these appraisals methods, even beyond the requirements as stated by regulatory bodies.

Through analysis of appraisals the faculty performing well is motivated to take academic leave if they are representing Institution as DCI Inspectors or conducting examination as external examiner in another Institution.The research orientation of staff is encouraged by giving research grants.

**6.3.3 What are the welfare schemes available for teaching and non-teaching staff? What percentage of staff have benefitted from these schemes in the last four years? Give details.**

EPF FACILITY

ESI FACILITY for non-teaching staff

Gratuity for all staff.

**6.3.4 What are the measures taken by the institution for attracting and retaining eminent faculty?**

The Institution invests in its staff and has an acknowledges longstanding service and promotes retention. The Service rules are followed religiously to retain eminent faculty.

**6.3.5 Has the institution conducted a gender audit during the last four years? If yes, mention a few salient findings.**

The college does gender audit every year after completion of the admissions and has maintained different category wise data year wise for the last 4 years. Based on this data necessary facilities are created to meet academic and infra structure needs of different category of students.

**6.3.6 Does the institution conduct any gender sensitization programs for its faculty?**

The college has SHE committee and WE committee constitute for the purpose. These committee conduct varied programs for gender sensitization and women empowerment

**6.3.7 How does the institution train its support staff in better communication skills with patients?**

The Principal, Office Manager and Heads of Department periodically give support staff orientation and guidance on the skill sets and approach required to communicate with patients

**6.3.8 Whether the research interests of teaching faculty are displayed in the respective departments?**

Yes the research interests are displayed on notice boards outside every department and also mentioned on departmental page in Institution website.



# Bapuji Dental College & Hospital



## **6.3.9 Do faculty members mentor junior faculty and students?**

The institute functions on Mentor-student format wherein the senior faculty encourages and develops the skills of junior faculty who in turn involve directly with students and look after their development in terms of attitude, skills and knowledge.

## **6.3.10 Does the institution offer incentives for faculty empowerment?**

Yes, institution dedicates the budget for research work and provides incentives to faculty to attend conferences and read scientific papers.

## **6.4 Financial Management and Resource Mobilization**

### **6.4.1 What is the institutional mechanism available to monitor the effective and efficient use of financial resources?**

There is total financial and administrative autonomy vested in the Principal & HOD's. Decentralization and delegation of authority is built into the organization structure for greater efficiency and effectiveness, administration, interior economy, optimum utilization of resources in order to achieve satisfaction of stake holder.

Principal is assisted by GM Medical services for monitoring and effective utilization of financial resources.

### **6.4.2 Does the institution have a mechanism for internal and external audit? Give details.**

Yes, College is having system of both Internal Audit as well as External Audit.

### **6.4.3 Are the institution's accounts audited regularly? Have there been any audit objections, if so, how were they addressed?**

Yes. There is a proper system of reporting by the auditors and the observations/shortcomings pointed, sorted out by taking corrective measures to the satisfaction of the auditors. There is audit committee, which review every report.

**6.4.4 Provide the audited statement of accounts with details of expenses for academic, research and administrative activities of the last four years.**

<b>statement of accounts with details of expenses for academic, research and administrative activities</b>						
<b>ICT</b>	<b>2010-11</b>	<b>2011-12</b>	<b>2012-13</b>	<b>2013-14</b>	<b>2014-15</b>	<b>2015-16</b>
Computer & Accessories	166879.00	288413.00	673731.00	33363.00	549195.00	347308.00
Computer & Accessories	974207.00					
Computer Softwares	395000.00	481145.00	396000.00	0.00	155000.00	0.00
Computer maintenance	283472.00	339824.00	417604.00	559603.00	743336.00	400634.00
Computer Software Maintanace	1250.00	25725.00	0.00	0.00	0.00	0.00
Internet Fee	716952.00	663921.00	725911.00	651688.00	651688.00	493522.00
Maintenance of Lan & Wan	165450.00	165450.00	168540.00	168540.00	168540.00	0.00
Website Expenditures(Domain Renewal)	197096.00	40811.00	41573.00	16000.00	16600.00	0.00
Website Expenses	0.00	0.00	51500.00	0.00	0.00	143500.00
<b>TOTAL</b>	<b>2900306.00</b>	<b>2005289.00</b>	<b>2474859.00</b>	<b>1429194.00</b>	<b>2284359.00</b>	<b>1384964.00</b>

<b>Campus Infrastructure &amp; Facilities</b>						
<b>ICT</b>	<b>2010-11</b>	<b>2011-12</b>	<b>2012-13</b>	<b>2013-14</b>	<b>2014-15</b>	<b>2015-16</b>
Air Pipe Line Maintenance	101561.00	52290.00	0.00	3025	7780.00	67380.00
Building Insurance	11348.00	11348.00	11560.00	11560	11560.00	11728.00
Building maintenance	3485825.00	1205724.00	1150648.00	1335434	1668442.00	5154169.00
Dean Quarters maintenance	55359.00	147894.00	14242.00	35245	44270.00	42394.00
Electrical maintenance	525882.00	232304.00	168125.00	159226	142534.00	127869.00
Garden Maintenance	150256.00	88262.00	30032.00	38377	2585.00	3200.00
Gas Pipeline Maintenance	200560.00	76757.00	17957.00	12330	48135.00	43692.00
Maintenance of Hospital	1125908.00	909033.00	1112104.00	1018079	1495713.00	2068688.00



# Bapuji Dental College & Hospital



security Charges	520200.00	666000.00	610500.00	965267	1039132.00	756000.00
Water Pipeline Maintenance	273159.00	140570.00	137639.00	135737	587302.00	350023.00
Water Softening Plant maintenance	42200.00	0.00	19200.00	54711	23200.00	5800.00
Electrical Fittings	88295.00	0.00	1900.00	396302	0.00	2995.00
Electric Substation	1015147.00	0.00	0.00	0	0.00	0.00
Elevator work in Progress	0.00	0.00	0.00	0	1238093.00	0.00
<b>TOTAL</b>	<b>7595700.00</b>	<b>3530182.00</b>	<b>3273907.00</b>	<b>4165293.00</b>	<b>6308746.00</b>	<b>8633938.00</b>

<b>Equipments</b>						
<b>ICT</b>	<b>2010-11</b>	<b>2011-12</b>	<b>2012-13</b>	<b>2013-14</b>	<b>2014-15</b>	<b>2015-16</b>
Laboratory Equipments	9036015.00	2085984.00	8742994.00	4786241	7650751.00	1445849.00
Equipments Repairs & Maintenance	2446983.00	1327283.00	1242452.00	1587759	2163262.00	834852.00
<b>TOTAL</b>	<b>11482998.00</b>	<b>3413267.00</b>	<b>9985446.00</b>	<b>6374000.00</b>	<b>9814013.00</b>	<b>2280701.00</b>

<b>OTHER</b>						
<b>ICT</b>	<b>2010-11</b>	<b>2011-12</b>	<b>2012-13</b>	<b>2013-14</b>	<b>2014-15</b>	<b>2015-16</b>
Library Books & Journals	1724721.00	2763435.00	2819915.00	3394532	3254439.00	50906.00
Furniture & Office Equipments	843006.00	647749.00	1082291.00	803018	2544488.00	3630798.00
Audio Visuals	298774.00	850.00	52858.00	17793	113430.00	26123.00
Generator	2014153.00	0.00	0.00	0	0.00	0.00
Sports Materials	483.00	46304.00	992.00	0	0.00	0.00
College Annual Day Celebration Expenes	136851.00	0.00	0.00	31270	167511.00	244653.00
University Helinet Institutional fee	780000.00	0.00	0.00	0	0.00	396000.00
Vehicle Tax & Insurance	71852.00	64991.00	69398.00	106336	69444.00	0.00
Cars Maintenance	299804.00	341029.00	259331.00	270459	283859.00	279500.81



Buses Maintenance	447624.00	625429.00	574286.00	165174	287466.00	150102.69
Generator Maintenance	644805.00	516719.00	589460.00	466564	434242.00	564983.50
Maintenance of Furnitures	619012.00	424504.00	441898.00	546432	374566.00	475911.00
Maintenance of Library books	11830.00	12387.00	15540.00	11655	8840.00	14695.00
Xerox Maintenance	157780.00	199002.00	278950.00	228782	277488.00	113959.00
<b>TOTAL</b>	<b>8050695.00</b>	<b>5642399.00</b>	<b>6184919.00</b>	<b>6042015.00</b>	<b>7815773.00</b>	<b>5947632.00</b>

### 6.4.5 Narrate the efforts taken by the institution for resource mobilization.

Human and financial resources are best utilized for supporting the implementation of the mission and goals in the following ways:-

- a. Budget is planned by Principal in discussion with various department HOD's and is placed for approval by Board of Governor .After its approval it's implemented.
- b. Staff members put up their best efforts to transform the students into responsible, dedicated teacher and honored citizens of the country.
- c. Institution provides infrastructural facilities and financial grants to execute all the activities leading to the achievement of mission, goals and objectives of the institution

### 6.4.6 Is there any provision for the institution to create a corpus fund? If yes, give details.

The college has initiated measures to establish corpus fund. From the interest earned from this fund is utilized for research recognition and distinguished appreciation incentives.

### 6.4.7 What are the free / subsidized services provided to the patients in the hospital?

#### Free cases for the last 5 year

Sl. No	Year	Haematology	Biochemistry	Histopathology	Cytology	Culture & sensitivity	Urine	Total
1.	2011	146	223	28	63	10	10	480
2.	2012	170	236	41	27	01	03	478
3.	2013	193	233	42	22	09	07	506
4.	2014	428	423	143	99	10	01	1104
5.	2015	-----	504	195	100	14	2	815

The other data department wise will be submitted during the visit.

**6.4.8 Does the institutions receive fund from philanthropic organizations / individuals towards patient care? If yes, give details.**

No

**6.4.9 Do patients from other states / abroad come for treatment, reflecting the unique quality health care provided by the institution?**

Yes ,close proximity to National Capital region normally attracts patients from other states and countries.

**6.5 Internal Quality Assurance System**

**6.5.1 Does the institution conduct regular academic and administrative audits? If yes, give details.**

Yes, Department conducts weekly appraisal and then submits a monthly departmental report on academic, clinical and administrative matters which are reviewed and action taken to ensure smooth functioning. University also sends an inspection team annually to audit the institute on its academic, clinical and overall performance. There are annual auditory inspections by the apex governing body Dental Council of India to ensure.

**6.5.2 Based on the recommendations of the Academic Audit, what specific follow up measures have been taken by the institution to improve its academic and administrative performance?**

To improve academic performance and promote research oriented culture the institute has adopted cloud computing .The campus has been wifi enabled. The HR department encourages ERP basedTCS ion for staff,cloudcomputing,panopto, saral for patient management.

**6.5.3 Is there a central unit within the institution to review the teaching-learning process in an ongoing manner? Give details of its structure, methodologies of operations and outcome?**

The college has designated full time faculty as associate dean academics and constituted numerous committee to monitor the teaching learning process. Few of the critical parameters measured and monitored are - academic calendar, calendar events, enrichment courses, feedbacks, slow learners identification and remodel drill and assessment of accomplishment of learning outcomes of the teaching learning process.



# Bapuji Dental College & Hospital



The Dental education unit acts as a guiding source of newer T-L methodologies and adoption of newer modalities of assessment.

## **6.5.4 How has IQAC contributed to institutionalizing quality assurance strategies and processes?**

The IQAC with its well balanced structure assures quality across institution in academic, research, curriculum, infra structure, human resource and examination. The different strategies adopted to improve quality assurance mechanism are to focus on the key element which have direct impact on the quality of the outcome products - graduate, post graduate, research and oral health care services.

## **6.5.5 How many decisions of the IQAC have been placed before the statutory authorities of the institution for implementation?**

The different committee of the institution place their recommendations before IQAC. Once these are approved and are placed before the statutory authorities. All the improvements done in different key aspects of quality are placed before the statutory authorities.

## **6.5.6 Are external members represented in the IQAC? If so, mention the significant contribution made by such members.**

Yes. The IQAC comprises of external members, in addition to faculty, non-teaching staff, and students

## **6.5.7 Has the IQAC conducted any study on the incremental academic growth of students from disadvantaged sections of society?**

The college regularly reviews the performance of all students and identifies slow learners, which may include students from disadvantaged sections of society. All slow learners are provided similar remedial measures to improve their academic performance and for academic growth.

## **6.5.8 Are there effective mechanisms to conduct regular clinical audit of the teaching hospital? Give details.**

Yes Clinical audit of the dental patient is conducting randomly every 6 months. 50 treatment cards are selected from the OPD and detail output by the various departments is recorded and subsequently brought to the notice of all the HOD's under whose department the dental treatments are carried out. Complaint file of the patients is also maintained and review from time to time. Shortcomings detected are review in the monthly meeting of the Advisor.



# Bapuji Dental College & Hospital



## **6.5.9 Has the institution or hospital been accredited by any other national / international body?**

The institution, the programs offered and the hospital services including the different products of the system are certified by international ISO 9000 : 2015.

## **6.5.10 Does the hospital have institutional and individual insurance schemes to cover indemnity claims?**

No



Criteria VII :  
Innovations &  
Best  
Practices

## CRITERIA VII: INNOVATIONS AND BEST PRACTICES

### 7.1 Environment Consciousness

#### 7.1.1 Does the institution conduct a Green Audit of its campus?

Yes, the institute conducts periodic Green Audit of its campus.

A committee has been formed which looks over;

- ✓ for the proper maintenance of gardens
- ✓ identifies shedding/old plantations
- ✓ verifies soil quality & manure
- ✓ verifies if the gardening staff are competent
- ✓ continuously provides inputs for further expansion of the gardens of the institute

#### 7.1.2 What are the initiatives taken by the institution to make the campus eco-friendly?

##### \* Energy conservation

Energy conservation is the need of the hour in the present day world & the institution recognizes its importance. Steps taken in this direction are;

- ✓ Use of led lighting which consume less energy & are more efficient
- ✓ All the lights, devices, dental chairs, lasers, projectors etc. are turned off when not in use.
- ✓ All the attenders, peons, not teaching staff are trained to do the above & are continuously monitored.

##### \* Solar panels :

The residential hostels on-campus are equipped with solar panels for heating water, encouraging the use of renewable energy, as well as saving carbon-based sources of electricity

- ✓ Solar panels are currently being used in the boys hostel. There are approximately 50 solar panels which is used in the boys hostel to provide bathing hot water for the inmates & thereby have completely replaced geezers, conserving a lot of electricity.
- ✓ The institution also has plans to use solar panels in the ladies hostels & college building

##### \* Plantation:

The institute has an extensive plantation in its campus which is reflected by its excellent botanical garden which has a variety of plants, creeps and herbs like;

- ✓ Plain Croton plants
- ✓ Colored Croton plants

# Bapuji Dental College & Hospital

- ✓ Cycas plants
- ✓ Palms
- ✓ Christmas trees
- ✓ Creeps , bushes & herbs

A garden maintenance staff is also maintained consisting of 4 members who daily water the plantations and do the trimming.

## \* **Bio-hazardous waste management**

The institute carefully manages the bio-hazardous/ bio-medical waste generated in the hospital. The management of bio-hazardous/ bio-medical waste is allotted to a private company called **Sushant Environmentals Ltd.** Who collect the waste material on a weekly basis & incinerate it.

## \* **E-waste management:**

Electronic wastes like old or non-functional computer hardware, hard disks and data cards are auctioned to the buyers. The buyers later recycle & re use it for their purposes

## \* **Effluent treatment and recycling plant**

The institute carefully manages the sewage waste generated in the hospital. The management of sewage waste is allotted to a private company called **Sushant Environmentals Ltd.** Who collect the waste material on a weekly basis.

## **7.1.3 How does the institution ensure that robust infection control and radiation safety measures are effectively implemented on campus?**

### **Infection control:**

Robust infection control for any hospital setup is of utmost importance to prevent cross contamination, nosocomial infections etc. Our institute recognizes the need of robust infection control and so has taken the following steps to ensure that it is put to practice every single day;

- ✓ All the attenders, hygienists, nurses are periodically trained in infection control programmes conducted by the institute
- ✓ Various guest lectures for awareness about infection control has been conducted by the institute where the staff & the students participate
- ✓ All instruments like dental chair, dental equipment etc. are disinfected before the beginning of working hours of the hospital every day.
- ✓ **Universal Precautions** is applied by every student & faculty while doing dental

# Bapuji Dental College & Hospital

treatment to the patients.

## **Radiation Safety Measures**

Ionizing radiation is quite harmful for the patients, the radiographers, students, faculty & the general public at large. To maintain radiation safety, the following steps are taken by the Oral Medicine & Radiology department;

- ✓ Periodic calibration by AERB authorities of all the X-Ray equipment present in the institute.
- ✓ Proper storage of radiographic films, checking their shelf life & safe disposal of outdated films.
- ✓ Extra-oral cassettes; Safe disposal of old cassettes with inefficient lock system or damaged intensifying films. They are then timely replaced.
- ✓ Inefficient or damaged film holders are safely disposed & timely replaced.
- ✓ Strict measures are taken to avoid faulty radiographs which would otherwise lead to repetition of radiographs thereby increasing the patient radiation dose. This is strictly avoided & controlled
- ✓ Timely replacement of processing solution, appropriate disposal of depleted solutions & film packet contents.
- ✓ Dosimetric film badges are provided to the radiographers & faculty to monitor radiation exposure.
- ✓ Checking for safelight in dark room, use of penny coin test to check for light leaks

## **7.1.4 Has the institution been audited / accredited by any other agency such as NABL, NABH, etc.?**

### **ISO 9000-2015**

The institute is underway for ISO 9000-2015 certification which will likely be achieved in the next 15 days

## **7.2 Innovations**

**7.2.1** Give details of innovations introduced during the last four years which have created a positive impact on the functioning of the institution

### **Innovations introduced during 2010-2011 which have created a positive impact on the functioning of the institution.**

There have been several innovative approaches to teaching learning activities, patient care, and research in all the departments of the institute, most of which include:





# Bapuji Dental College & Hospital



- Seminar presentations by under graduate students
- Demonstrations on various topics pertaining to subject have been taken up using Audio-Visual aids done by PG students during clinical postings

**And to particularly highlight some of the most innovative approaches by individual department:**

Hands on MBT courses conducted at a national level by the department of Orthodontics

Innovations introduced during 2011-2012 which have created a positive impact on the functioning of the institution.

There have been several innovative approaches to teaching learning activities, patient care, and research in all the departments of the institute, most of which include:

- MCQs to be answered by the attending students following the seminars
- Posters have been made on different topics by under-graduate students which are placed in the under-graduate clinical area to visualize during each topic discussion.

**And to particularly highlight some of the most innovative approaches by individual department:**

- I. Introduction of “Rai’s Triangle Technique” to the field of mandibular surgeries by the department of Oral & Maxillofacial Surgery
- II. Hepatitis B Vaccination Program is being practiced for students of the institution by the department of Oral Pathology

Innovations introduced during 2012-2013 which have created a positive impact on the functioning of the institution.

There have been several innovative approaches to teaching learning activities, patient care, and research in all the departments of the institute, most of which include:

- Introduction of patient feedback forms for Inpatients
- Placing a complaint Box for patients feedback
- Mentorship allotments for slow learners are done

**And to particularly highlight some of the most innovative approaches by individual department:**



# Bapuji Dental College & Hospital



III. Introduction to NASO ALVEOLAR MOULDING and its successful practice by the department of Pedodontics

IV. Procuring major clinical chairside equipments like LASER, PRF, Periotron, Microscope etc. by the department of periodontics

Innovations introduced during 2013-2014 which have created a positive impact on the functioning of the institution.

There have been several innovative approaches to teaching learning activities, patient care, and research in all the departments of the institute, most of which include:

- Problem Based Learning (PBL) for UGs & PGs
- Demonstrations on various topics pertaining to subject have been taken up using Audio-Visual aids done by PG students during clinical postings
- Interdepartmental clinical meetings (ICMs) every month for enrichment of knowledge covering all aspects of dentistry

And to particularly highlight some of the most innovative approaches by individual department:

V. Delivery of free complete dentures to rural patients, & also delivery of free dentures to the underprivileged in “BRING BACK SMILE” project in association with International College of Dentistry India-Srilanka-Nepal; Chapter 6 by the department of Prosthodontics

VI. Introduction of “Wall Mag” system of student education by the department of Endodontics

Innovations introduced during 2014-2015 which have created a positive impact on the functioning of the institution.

There have been several innovative approaches to teaching learning activities, patient care, and research in all the departments of the institute, most of which include:

- Installation of Pre-clinical tables with LED lights and aerators connection to reproduce clinical condition
- Clinical and pre-clinical procedures demonstrated by the staffs are again visualized through audio-visual aid to make the subject interesting and graspable by the students
- Interdepartmental clinical meetings (ICMs) every month for enrichment of knowledge covering all aspects of dentistry



# Bapuji Dental College & Hospital



- Problem Based Learning (PBL) for UGs & PGs
- Mentorship allotments for slow learners are done

**And to particularly highlight some of the most innovative approaches by individual department:**

VII. Introduction of Tobacco Cessation Clinic, TMJ Clinic, Orofacial pain clinic by the department of Oral Medicine & Radiology

VIII. Many patients have been provided free dental care to patients from Orphanages, Blind schools, Old age homes etc by the department of Public Health Dentistry.

## **7.3 Best Practices**

**7.3.1 Give details of any two best practices that have contributed to better academic and administrative functioning of the institution.**

**2010-2011**

**Best Practices:**

### **1. Title of the practice :**

**The Practice of Effective Communication & Thought Provocation**

### **2. Objectives of the practice :**

To induce effective communication skills in students regarding their expression and opinion about various aspects of the subjects & their understanding & reasoning

### **3. The Context:**

Communication is a vital soft skill necessary in daily life. It is equally important in dental practice for interacting with, and managing, patients not only that but it is of utmost importance to provoke thoughts in the students about the concepts in the subjects taught also communicating with the faculty about their opinions & doubts.

### **4. The Practice:**

To meet the aforementioned needs the following steps are undertaken;

- Active participation in Inter-disciplinary Clinical Meet (ICM)
- Problem Based Learning (PBL) for UGs & PGs Use of audio-visual aids for teaching apart from the power point presentations
- Maintaining mentorship for every student
- Talks and lectures by alumni members are encouraged where alumni members share their experiences.



# Bapuji Dental College & Hospital



❖ Talks and lectures by the alumni help the present students to gain a better understanding. It prepares them in a better way to face the world. It also acts like a continuing education program. It improves the students' knowledge about the current trends and practices. Alumni also share useful clinical tips with the students. Alumni members share their successes and failures and the present students can discuss their problems with the senior alumni.

❖ Alumni are invited. Most of the times they themselves are willing to come to their alma mater. If the alumni are speaking on a general topic, then a circular is made inviting all the other disciplines. Seminar hall is provided for the same and the necessary audiovisual aids are provided.

❖ This is a unique practice as it is a special experience for the alumni to come to their alma mater to share their knowledge and experiences. Following the programme, a certificate of appreciation is handed over to the alumnus. As this can be considered as a Continuing education programme, alumni (could be presently working in any part of the world) help in improving the present knowledge of the audience.

❖ Alumni eagerly come back to their alma mater and share their experiences. This practice has been continuing

- Proactive case discussions in which the students are encouraged to actively participate and also put their thoughts on the table
- Learning from Masters: Video demonstrations of clinical procedures from the masters in the particular field of practice

## 5. Evidence of Success:

Competency in communication skills was tested as part of an assessment in Community Dentistry on the format 'Competency Assessment in Cultural Communication' in internship. Most students who took this assessment successfully fulfilled the requirements therein.

## 6. Problems Encountered and Resources Required

Some of the few glitches experienced during application of communicative skills were to orient the foreign students to the local language and culture which was overcome eventually with time and practice.

## Best Practice 2

### 1. Title of the practice :

# Bapuji Dental College & Hospital

## Faculty Development & Enrichment Of Their Knowledge about teaching methodology and evaluation of students

### 2. Objectives of the practice :

To involve faculty in various Teaching Methodology programs, CDE programs, so that they are well informed about the latest updates in the subject ultimately to help the students.

### 3. The Context:

“A student is as good as his/ her teacher is” is a common saying, keeping this particular aspect in mind, the institute involves faculty in various Teaching Methodology programs, CDE programmes the well they are informed about current developments in the subject the better it is for their students

### 4. The Pactice:

To meet the aforementioned needs the following steps are undertaken;

The institute involves faculty in Teaching Methodology programs conducted by the RGUHS university which conducts it under 4 modules the objectives of which are

#### Educating the faculty about;

- ✓ The role of a teacher
- ✓ Different educational methodologies
- ✓ Methods & media used in teaching & learning
- ✓ Micro-teaching
- ✓ Systematic approach in evaluation of students which involves; how to Set theory examination papers, how to conduct clinical examinations etc.
- Maintaining mentorship for every student
- Active faculty participation in Inter-disciplinary Clinical Meet (ICM)
- Talks and lectures by alumni members are encouraged where alumni members share their experiences.
- Proactive case discussions by the faculty in which the students are encouraged to actively participate

### 5. Evidence of Success:

The faculty have remarkably improved with their subject knowledge and are effectively able to deliver that to their students which is reflected

- ✓ Increase in the passing percentage of both undergraduate & post-graduate students in the recent years in the university examinations



# Bapuji Dental College & Hospital



- ✓ Many students (both undergraduate & post graduate ) securing gold medals & ranks in the university examinations
- ✓ Again a lot of undergraduate & post graduates have secured prizes for best paper & best poster in various national conferences
- ✓ the student's level of understanding of the subject has shown a marked increase by the teaching methods

## 6. **Problems Encountered and Resources Required**

Teaching methodologies like Micro-teaching exercises taken up by the faculty are yet to be time tested for their efficiency in student understanding and no definitive evaluative process could yet be formulated in this regard

**2011-2012**

### **Best Practice 1**

#### **Student Council**

##### 6. **Title of the practice :**

##### **Formation of Student Council**

##### 7. **Objectives of the practice :**

The main objective for the formation of student council is for it to act as a voice of the students of the institute at large.

##### 8. **The Context:**

The student council serves as a platform for the students to express their opinions, the obstacles they face & their grievances & also to put forth their suggestions regarding the activities in the college which would help them and the institute.

##### 9. **The Practice:**

To meet the aforementioned needs the following steps are undertaken;

- Setting up of the student council board
- The board consist of a
  - Chairman - The Principal
  - Director – Physical Education Officer
  - General Secretary & Vice General Secretary
  - 2 Student Representatives from each year of the undergraduate batches & 2 interns
- Periodic student council meetings are held & issues concerning the students are addressed and their opinion and suggestions are taken into consideration.

##### **Evidence of Success:**

This practice has been proven to be successful time and again for the following reasons;

- ✓ Students have expressed the problems they face both in academic activities and their surroundings
- ✓ This practice has helped the faculty understand student problems & help them
- ✓ At large , this practice helps the students rest assured
- ✓ A great level of trust between the students & the institute has been built because of this practice

## **6. Problems Encountered and Resources Required**

There were at times, students went overboard and expressed unrealistic or impractical opinion suggestions which were identified & explained to the students

### **Best Practice 2**

#### **Slow Learners Identification & Remedial Drill**

##### **1. Title of the practice :**

Slow Learners Identification & Remedial Drill

##### **2. Objectives of the practice :**

To identify slow learners or underperformers who are unable to understand or grasp the subjects taught quickly and to conduct remedial drill for such students

##### **3. The Context:**

With all our best efforts while teaching & while taking discussion topics, some students are unable to keep up with pace or are unable to grasp the content of the class & thus underperform in the internal exams conducted.

Hence we identify such students & take necessary steps to rectify

##### **4. The Pactice:**

To meet the aforementioned needs the following steps are undertaken ;

- Many different ways of evaluation are taken up by the faculty after each class to identify slow learners.
- Certain important topics are repeated in clinical discussions to help students grasp the subject
- Maintaining mentorship for slow learners or underperformers
- The mentors conduct the remedial drill & guide the underperformers
- The mentors counsel the underperformers , allot them certain assignments related to subjects or topics they are weak at & monitor their performance

- The slow learners are also made to meet the chairman of students counseling committee for further help in their academics

## 5. **Evidence of Success:**

Following counseling & remedial drill

- ✓ Slow learners/Underperformers expressed the obstacles they meet in understanding the subject
- ✓ The Slow learners/Underperformers completed the assignment allotted and had additional insight into the subject
- ✓ All of this was reflected in the internal examinations further in which the underperformers performed better and passed the examinations.

## 6. **Problems Encountered and Resources Required**

Even with the best of mentorship & counseling a small number of slow learners showed resistance and did not perform well in academics, aggressive monitoring of such students was thus felt required.

### **2012-2013**

#### **Best Practice 1**

#### **Student welfare activities**

#### 10. **Title of the practice :**

Student welfare activities

#### 11. **Objectives of the practice :**

The objective of the practice is to keep all the students of the institute in a welfare state.

#### 12. **The Context:**

Students are one of the most important stake holders of the institute, it's the responsibility of our institute to induce overall development & meet the needs of students & help them in all possible ways, with academics as well as with coping up with the new environment.

#### 13. **The Practice:**

To meet the aforementioned needs the following steps are undertaken;

- Student insurance policies are done at the time of admission to the institute
- Healthcare facilities for the students are provided by the institute free of cost
- Parent-Teachers meet is conducted regularly to monitor the performance of their ward & to take their opinions, suggestions or grievances.
- Regular Alumni meets are held where the alumni share their experiences with the students





- Students are encouraged to participate in sports and cultural activities for their overall development. Students participate in inter collegiate university sports competitions like cricket, volleyball, throw ball, short put etc.
- Student scholarship are provided for deserving students

#### 14. **Evidence of Success:**

This practice has been proven to be successful time and again for the following reasons;

- ✓ The students are at large happy with their institutional experience
- ✓ The parents rest assured that they are well informed about their wards & that they are taken care of
- ✓ Many students have won championships & medals in university level sports competitions
- ✓ Students take part in various cultural activities (dancing, singing, instrumental etc.) in events like college annual day, convocation day, Vivids etc.

#### 6. **Problems Encountered and Resources Required**

More encouragement is required to motivate the students to take university level sports events

#### **Best Practice 2**

##### **Patient Feedback System**

#### 1. **Title of the practice :**

Patient feedback system

#### 2. **Objectives of the practice :**

To gather information about the patients experience about the dental health care services provided by the institute

#### 3. **The Context:**

Patients are one of the most important stake holders of the institute, it's the responsibility of our institute to provide utmost dental care to the patient and that too at the earliest. We also keep in mind the level of comfort provided by the institute to the patient.

Hence a feedback from patient about their experience is extremely important to modulate our approach towards patient treatment.

#### 4. **The Pactice:**

To meet the aforementioned needs the following steps are undertaken;

- Feedback forms are generated by all the departments and the patients are asked to fill the feedback forms
- These feedback forms are evaluated and if any lacunae are found, necessary steps are taken to address it.
- A sample patient service feedback form of the institute is provided here;



# Bapuji Dental College & Hospital



BAPUJI EDUCATIONAL ASSOCIATION  
BAPUJI DENTAL COLLEGE & HOSPITAL, DAVANGERE – 4  
KARNATAKA, INDIA – 577004

FRMT.FB.12

## SERVICE FEED BACK – BY PATIENTS

Mark ✓ against the column you feel appropriate

A = Very Good	B = Good	C = Satisfactory	D = Unsatisfactory
---------------	----------	------------------	--------------------

Sl. No.	Questions	Un satisfactory	Satisfactory	Good	Very Good
1.	Registration counter staff behavior	1	2	3	4
2.	Guided appropriately to deferent sections	1	2	3	4
3.	Enquiry counter	1	2	3	4
4.	Drinking water facility	1	2	3	4
5.	Lift facility	1	2	3	4
6.	Stretcher and wheel chair for differently abled	1	2	3	4
7.	Staff concern for service	1	2	3	4
8.	Canteen facility	1	2	3	4
9.	Medical store facility	1	2	3	4
10.	Service ambience	1	2	3	4
11.	Any special suggestion	1	2	3	4

PATIENT REG. NO:

DATE:

SIGNATURE:

5. Evidence of Success:

Post Box No. 326, M.C.C. 'B' Block, Davangere



# Bapuji Dental College & Hospital



This practice has been proven to be successful time and again for the following reasons;

- ✓ The feedback forms filled by the patients have helped immensely in the improvement of the dental care services provided
- ✓ The feedback forms have helped us identify the lacunae in our services or facilities

## **6. Problems Encountered and Resources Required**

Some of the patients are too reluctant to fill the feedback forms as they don't understand the importance of it, but the faculty and students continue to motivate them to fill the feedback forms.

### **2013-2014**

#### **Best Practice 1**

#### **PG Entrance Examination Cell**

##### **6. Title of the practice :**

PG Entrance Examination Cell

##### **7. Objectives of the practice :**

To prepare the students (Interns in particular) for further career options in dentistry most importantly post-graduation.

##### **8. The Context:**

The interns after successfully passing final year BDS are generally at crossroads clueless about what next to do after BDS. Post-Graduation is an important necessity in modern dental practice and hence it's important to motivate students to pursue post-graduation in various fields of dentistry.

##### **9. The Practice:**

To meet the aforementioned needs the following steps are undertaken;

- A calendar of events for the entire year is prepared to conduct PG coaching classes to the interns
- Circulars are sent to every department the interns are posted to make them aware of the dates and timings of the coaching classes to be conducted

# Bapuji Dental College & Hospital

- Faculty from all the departments are assigned to conduct the PG coaching classes regarding their specialty
- Also the interns are educated about other future certificate course options like smile designing, cosmetic dentistry, implant dentistry etc.

## 10. Evidence of Success:

The success of these PG coaching classes is quite evident because of a significant number of our students/interns/pass-outs;

- ✓ Bagging PG seats in AIPG
- ✓ Bagging PG seats in KCET
- ✓ Bagging PG seats in COMEDK

## 6. Problems Encountered and Resources Required

We could not accommodate the already passed out students from our college into the PG Entrance coaching classes.

### Best Practice 2

#### Result Analysis & Improvement In Teaching Learning Evaluation

##### 1. Title of the practice :

Result Analysis & Improvement in Teaching Learning Environment

##### 2. Objectives of the practice :

The objective of the practice is to know, analyze and understand the outcome of our teaching methodology in the form of results of students in university examinations

##### 3. The Context:

The whole purpose of this institution is to produce successful & competent dentists. All this is reflected in the results of students in university examinations. For this purpose to be met , we need to monitor, analyses & assess the results of students who have appeared for university examinations.

##### 4. The Pactice:

To meet the aforementioned needs the following steps are undertaken;

- All individual departments analyze the results of students appearing in university examinations each year
- A passing percentage for that particular subject is calculated for that year
- The average of passing percentages of the past 5 years is calculated to draw a “**Subject Index**”



- This “**Subject Index**” is analyzed categorically, any drop in the passing percentage is dealt with by introspection & by taking necessary steps to improve the passing percentage

## 5. **Evidence of Success:**

This practice has been proven to be successful time and again for the following reasons;

- ✓ The passing percentage of students in university exams has significantly improved both in undergraduates & postgraduates
- ✓ Many undergraduates have won gold medals and ranks for the institute in university examinations
- ✓ Many postgraduates have won ranks in the university examinations

## 6. **Problems Encountered and Resources Required**

Despite best efforts from the faculty few students still fail in the university examinations for varied reasons thus additional improvements is required in the Teaching Learning Evaluation

### **2014-2015**

#### **Best Practice 1**

#### **Faculty Development Activities**

##### 11. **Title of the practice :**

Faculty Development Activities

##### 12. **Objectives of the practice :**

The objective of the practice is;

- to keep the faculty updated about the latest developments in dentistry in general & their specialty in particular.
- Encourage the faculty to take up post-doctoral courses

##### 13. **The Context:**

“**A student is as good as his/ her teacher is**” is a common saying, keeping this particular aspect in mind, the institute involves faculty in various Teaching Methodology programs, CDE programmes the well they are informed about current developments in the subject the better it is for their students



# Bapuji Dental College & Hospital



## 14. The Pactice:

- Our institute is a recognized PHD institute having many PHD guides.
- Some faculty have taken up PHD programme un the institute
- The institute involves faculty in Teaching Methodology programs conducted by the RGUHS university which conducts it under 4 modules the objectives of which are;

### Educating the faculty about;

- ✓ The role of a teacher
- ✓ Different educational methodologies
- ✓ Methods & media used in teaching & learning
- ✓ Micro-teaching
- ✓ Systematic approach in evaluation of students which involves; how to Set theory examination papers, how to conduct clinical examinations etc.
- Active faculty participation in Inter-disciplinary Clinical Meet (ICM)
- Talks and lectures by alumni members are encouraged where alumni members share their experiences.
- Proactive case discussions by the faculty in which the students are encouraged to actively participate

## 15. Evidence of Success:

This practice has been proven to be successful time and again for the following reasons;

- ✓ Post Graduates from various institutes have taken up PHD programme under the PHD guides of this institute
- ✓ Many faculty are well trained in the modern dental practices like
  - Implantology
  - lasers in dentistry
  - rotary endodontics
  - maxillofacial prosthesis
  - Virtual Articulators
- ✓ Many faculty members have given guest lectures in various institutes about current advancements in dentistry
- ✓ Many faculty members have won prizes for best paper presentation in various national level conferences & symposia
- ✓ All the faculty development program has had a positive impact in their teaching which has in turn helped the students

## **6. Problems Encountered and Resources Required**

More number of faculty of the institute need to take up PHD programmes or other post-doctoral courses

### **Best Practice 2**

#### **ISR Activities**

##### **16. Title of the practice :**

“Institutional Social Responsibilities” (ISR) Activities

##### **17. Objectives of the practice :**

The objective of the practice is to conduction various social activities which will help the society at large

##### **18. The Context:**

One of the main mission & policy of this institute is to help the society , its people, the underprivileged etc. the institution so, takes up a lot of activities to serve the purpose

##### **19. The Pactice:**

To meet the aforementioned needs the following steps are undertaken;

- Dental camps in rural areas are regularly conducted in rural areas and basic dental treatment are done in the mobile dental van itself while for thorough dental therapies those patients are given a special camp card and referred to the institute.
- Those patients referred from the dental camps are treated at the institute free of cost
- Medico-legal cases involving rapes, murders etc. are given inputs from forensic odontology investigations conducted in department of oral medicine & radiology
- Free dentures are given for the economically backward & underprivileged by the department of prosthodontics
- Free dental care is provided through “Memorandum of Understanding” (MoUs) for Orphanages, Old Age Homes, Blind Schools, Destitute Children’s Homes
- Street plays are conducted to demonstrate the ill effects of tobacco usage

##### **20. Evidence of Success:**

This practice has been proven to be successful time and again for the following reasons;

- ✓ There has been a significant rise in the patient input of the institute from nearby rural areas because of the camps conducted
- ✓ There has been a trust built about the institute in the police who refer a lot of Medico-Legal-Cases to the institute for investigations



# Bapuji Dental College & Hospital



- ✓ Orphanages, Old Age Homes, Blind Schools, Destitute Children's Homes have been benefitted by our MoUs
- ✓ The institution has gained a good reputation amongst the the public in general

## **6. Problems Encountered and Resources Required**

More man power and funds are required to increase ISR activities of the institute





Compliance  
to previous  
PTV Reports

Profile of the College			
Name of the College	Bapuji Educational Association ® Bapuji Dental College & Hospital,		
	Place: Davangere-577004	State: Karnataka	
Date of Visit	24 <sup>th</sup> & 25 <sup>th</sup> January 2011		
Affiliating University	Rajiv Gandhi University of Health Sciences, Karnataka		
Status of the College	Affiliated: <input checked="" type="checkbox"/> Constituent: <input type="checkbox"/> Autonomous: <input type="checkbox"/>		
Financial Category	Grant-in-aid: <input type="checkbox"/> Government Funded: <input type="checkbox"/> Self-financing: <input checked="" type="checkbox"/>		
Type of College	Men <input type="checkbox"/> Women <input type="checkbox"/> Co-Education <input checked="" type="checkbox"/>		
No. of Departments	Arts: _____ Sciences: _____		Commence: _____
	Any Others: Dental 17		Total: 17
No. of Programmes	UG: 01 PG: 09		M.Phil: _____
	Ph.D: _____ Any other : 02		Total : 12
Year of Establishment	1979		
UGC Recognition	Under 2(f) and 12 B: No		
Location of the College	Urban <input checked="" type="checkbox"/> Semi-urban <input type="checkbox"/> Rural <input type="checkbox"/> Tribal <input type="checkbox"/>		
Area of the campus (in acres)			
No. of Teachers	Men	Women	Total
Permanent:	47	23	70
Temporary:	58	03	61
Total no. of Teachers Ph.D:	-	-	-
Total no. of Teachers M.Phil:	-	-	-
Total No. of Teachers P.G.:	-	-	-
No. of Non-Teaching Staff:	Men	Women	Total
Technical Staff:	27	29	56
Administrative Staff:	27	07	34
No. of Students:			
UG:	200	316	516
PG:	66	74	140
M. Phil:	-	-	-
Ph. D:	-	-	-
Any Other:	(IGNOU) 02	06	08

Name

Signature with date

1. Chairperson:

Prof. S.G.Damle

*S.G. Damle*  
25/01/2011

2. Member:

Prof. Arbind Kumar Sharma

*Arbind Kumar Sharma*  
25/1/11

3. Member:

Prof. V. Ipe Varghese

*V. Ipe Varghese*  
25.1.14

4. NAAC Officer: Mr. B. S. Ponnudiraj

*B. S. Ponnudiraj*  
25/01/2011

*L. C. Vachanur*  
Principal  
Signature of the Principal  
and seal  
Bapuji Dental College & Hospital,  
DAVANGERE.



PEAR TEAM REPORT ON  
Institutional Accreditation of  
**Bapuji Educational Association®**  
**Bapuji Dental College and Hospital**

Place: Davangere-577004

State: Karnataka

Section I: GENERAL	Information
1.1 Name & Address of the Institution:	Bapuji Dental College & Hospital, Davangere-577004, Karnataka
1.2 Year of Establishment:	1979
1.3 Current Academic Activities at the Institution (Numbers):	
Faculties / Schools:	One
Departments / Centers:	17
Programmes / Course Offered:	12
Permanent Faculty Members:	131 (70 permanent fulltime + 61 part time)
Permanent Support Staff:	90 (56 technical + 34 administrative staff)
Students	516 UG + 140 PG + 8 IGNOU
1.4 Three major features in the institutional Context (As perceived by the Peer Team):	<ul style="list-style-type: none"> <li>• One of the oldest self-financing dental college.</li> <li>• BDS and MDS courses are recognized by DCI/RGUHS.</li> <li>• Contributed significantly towards community oral health care</li> </ul>
1.5 Dates of visit of the Peer Team (A detailed visit schedule may be included as Annexure):	24 <sup>th</sup> – 25 <sup>th</sup> January 2011
1.6 Composition of the Peer Team which undertook the on-site visit:	
Chairperson	Prof. S. G. Damle Vice-Chancellor, MM University, Mullana, (Ambala), Haryana - 133207
Member	Prof. Arbind Kumar Sharma Professor of Dentistry, UP Rural Institute of Medical Sciences and Research (UPRIMS&R), Saifai, Etawah, Uttar Pradesh
Member	Prof. V. Ipe Varghese Registrar, Kerala University of Health Sciences, Trichur, Kerala-680596
NAAC Officer:	Mr. B. S. Ponnudiraj Assistant Adviser, NAAC
<b>Section II: CRITERION WISE ANALYSIS</b>	<b>Observations (Strengths and / or Weaknesses) on Key-Aspects</b> <i>(Please limit to three major ones for each and use telegraphic language (It is not necessary to indicate all the three bullets each time; write only the relevant ones)</i>
2.1 Curricular Aspects:	
2.1.1 Curricular Design & Development:	<ul style="list-style-type: none"> <li>• Faculty has contributed to curriculum design and development at the affiliating university level.</li> <li>• Curriculum design is suitable to meet the development of students.</li> <li>• College imparts primary teaching of</li> </ul>

*S. G. Damle*  
25/1/11

*Arbind Kumar Sharma*  
25/01/2011

*V. Ipe Varghese*  
25/1/11

	English and local language to the desirous students
2.1.2 Academic Flexibility:	<ul style="list-style-type: none"> <li>The college offers BDS(100 seats), MDS (9 specialties), and 2 certificate courses.</li> <li>Add-on courses (certificate course in Endodontics from IGNOU, Certificate Course in Implant Dentistry) for career advancement are offered.</li> <li>Since the BDS and MDS are as per the norms of Dental Council of India (DCI) / RGUHS, there is a least scope for academic flexibility on the part of the college.</li> </ul>
2.1.3 Feedback on Curriculum	<ul style="list-style-type: none"> <li>DCI has framed this curriculum after consultations with the experts involved in the teaching of dentistry.</li> <li>From the part of the college, the college is yet to obtain feedback from alumni &amp; parents.</li> <li>Feedback obtained from the members of the faculty is used by UG curriculum committees to make changes at college level.</li> </ul>
2.1.4 Curriculum Update	<ul style="list-style-type: none"> <li>The BDS curriculum was recommended by DCI in 2007 and MDS in 2008 and adopted by RGUHS.</li> <li>The college teaches enrichment programmes for their students.</li> </ul>
2.1.5 Best Practices in Curricular Aspects (If any):	<ul style="list-style-type: none"> <li>The college incorporates recent advances, e.g. Oral Implantology, Comprehensive Oral Health Care, Aesthetic Dentistry, and Behavioral Sciences.</li> <li>The college has added to the curriculum teaching of English, computers and local language to cater the needs of the students</li> </ul>
<b>2.2 Teaching-Learning &amp; Evaluation:</b>	
2.2.1 Admission Process and Student Profile	<ul style="list-style-type: none"> <li>Admission process is publicized through prospectus, media and website.</li> <li>Admission process is controlled by the CET(Government), COMEDK(government agency) and by the management.</li> <li>45% to COMEDK; 35% to CET; and 20% for management quota;</li> </ul>
2.2.2 Catering to the Diverse Needs:	<ul style="list-style-type: none"> <li>College identifies slow-learners and organizes remedial measures</li> <li>State government quota includes reservation for socially disadvantaged group of students.</li> <li>Orientation classes in English are held for the students coming from non-English medium.</li> </ul>
2.2.3 Teaching-Learning Process:	<ul style="list-style-type: none"> <li>Problem-based learning (PBL) is initiated in all departments.</li> <li>Wide range of dental materials and equipments are available for the training of BDS and MDS students.</li> <li>Students are trained to cater the needs of the rural population through equipped</li> </ul>

*S*  
25-1-11

*Sudhama*  
25/01/2011

*Nishan*  
25/1/11

	mobile dental clinic.
2.2.4 Teacher Quality:	<ul style="list-style-type: none"> <li>• Qualified and experienced faculty-members are available for teaching and training of the students.</li> <li>• Some of the faculty updates itself regularly through continuing dental education (CDE) programmes and research.</li> <li>• Couple of faculty members are recipient of awards and elected to professional bodies</li> </ul>
2.2.5 Evaluation Process and Reforms:	<ul style="list-style-type: none"> <li>• There is periodic internal assessment (IA) of students as per the regulations of the affiliating University - Rajiv Gandhi University of Health Sciences.</li> <li>• Continuous Performance Assessment are conducted for the students.</li> </ul>
2.2.6 Best Practices in Teaching-Learning and Evaluation (If any)	<ul style="list-style-type: none"> <li>• Students are trained by field programmes, clinical demonstrations, tutorials and home assignments</li> <li>• Online lectures made available to the students through Global Institute of dental education.</li> </ul>
<b>2.3 Research, Consultancy &amp; Extension:</b>	
2.3.1 Promotion of Research:	<ul style="list-style-type: none"> <li>• The college has formed a research committee.</li> <li>• Meagre amount of seed money is granted to limited faculty members, however it is suggested that a transparent policy may be adopted in this regard.</li> <li>• Programmes for MDS and faculty in research methodology is organized.</li> </ul>
2.3.2 Research and Publication Output:	<ul style="list-style-type: none"> <li>• Papers are published by the faculty members and postgraduates in national and international journals and needs further encouragement.</li> <li>• Few faculty members have contributed chapters in books.</li> <li>• Continuous dental education (CDE) programmes are attended and organized by the faculty and students.</li> </ul>
2.3.3 Consultancy:	<ul style="list-style-type: none"> <li>• Consultancy services is yet to get momentum, however the college is providing services to various government organizations (GOs) and Non-Government Organisations (NGOs).</li> </ul>
2.3.4 Extension Activities:	<ul style="list-style-type: none"> <li>• Few neighbouring villages have been adopted by the college for providing oral health care as rural centres.</li> <li>• The college renders cooperation to other agencies involved in the field of providing oral health care.</li> <li>• The college takes interest in National Health programmes, Anti-tobacco programmes and HIV awareness campaigns.</li> </ul>
2.3.5 Collaborations:	<ul style="list-style-type: none"> <li>• The college has collaborated with Royal College of Surgeons (Edinburg) for conducting MOrtho examination and 25 students have passed out from this College</li> </ul>

*S*  
25.11.14

*U. S. Mehta*  
25/01/2011

*Ankur*  
25/11/11

	<p>till now.</p> <ul style="list-style-type: none"> <li>• For few years this college was examination centre for National Board of Examinations (NBE) which grants DNB.</li> <li>• The college is recognized by International Clinical Dental Research Organisation (ICDRO) for conducting multicentric clinical trials.</li> </ul>
2.3.6 Best Practices in Research, Consultancy & Extension (If any):	<ul style="list-style-type: none"> <li>• The college organizes training for conducting research by the students and faculty.</li> </ul>
<b>2.4 Infrastructure and Learning Resource:</b>	
2.4.1 Physical Facilities for Learning:	<ul style="list-style-type: none"> <li>• The management (Bapuji Educational Association®) runs many Higher Educational Institutions. Most of the infrastructural facilities of those colleges are shared by Bapuji dental college.</li> <li>• The college has the required facilities for classrooms, furniture and fixtures including LCD projectors.</li> <li>• There are adequate infrastructural facilities for clinical, laboratories, and stores.</li> </ul>
2.4.2 Maintenance of Infrastructure:	<ul style="list-style-type: none"> <li>• The general upkeep, cleanliness and maintenance of the dental college are satisfactory.</li> <li>• The building is maintained well. Some of the equipments in the laboratories require maintenance.</li> <li>• It will be better to provide separate budget for the upkeep and maintenance of the equipments and instruments.</li> </ul>
2.4.3 Library as a Learning Resources	<ul style="list-style-type: none"> <li>• The college maintains a very good library with sufficient number of required books and current and back volumes of national and international journals.</li> <li>• The books are not issued to students. The library is used as a reference library only.</li> <li>• The library is WiFi enabled.</li> </ul>
2.4.4 ICT as Learning Resources:	<ul style="list-style-type: none"> <li>• There is facility for ICT learning in the dental college.</li> <li>• The college maintains online lecture hall with two-way communication established in collaboration RGUHS.</li> <li>• Students have been provided free access to the computers with internet for learning in the library.</li> </ul>
2.4.5 Other Facilities:	<ul style="list-style-type: none"> <li>• There are several hostels for the boys and girls managed by the management commonly shared by medical, dental, engineering, education, nursing, arts, commerce and science students of different colleges which can be further improved upon.</li> <li>• The girls hostels needs immediate attention and improvement.</li> <li>• There is a separate hostel for the international boys and girls and it is shared by the students of the dental college also. This hostel is appreciable.</li> </ul>

*[Signature]*  
25/01/2011

*[Signature]*  
25/01/2011

*[Signature]*  
25/01/11

	<ul style="list-style-type: none"> <li>The college needs a canteen for the students, faculty and staff at the earliest.</li> <li>There are two playgrounds far (approx. 2 kms) from the college which is shared by the dental college along with other institutions of the management.</li> </ul>
2.4.6 Best Practices in the development of Infrastructure and Learning Resources (If any):	<ul style="list-style-type: none"> <li>Efforts are on to develop an implant centre in the dental college.</li> <li>The library is kept open from 8 am to 11 pm.</li> <li>Free internet facility is available in the library.</li> </ul>
<b>2.5 Student Support and Progression:</b>	
2.5.1 Student Progression:	<ul style="list-style-type: none"> <li>More than 80% students progress to next academic year within the BDS course.</li> <li>Most of the faculty recruited by the college in last 5 years is their alumni.</li> <li>The pass percentage at the BDS and MDS courses are appreciable.</li> </ul>
2.5.2 Student Support:	<ul style="list-style-type: none"> <li>Students and parents are insured against accidental death.</li> <li>The college has a mentoring system for the students.</li> <li>Anti-ragging committee and prevention of sexual harassment cell exists.</li> </ul>
2.5.3 Student Activities:	<ul style="list-style-type: none"> <li>There is a registered alumni association in the college as well as nine other registered departmental alumni associations.</li> <li>Parents-Teachers Association (PTA) exists and has been registered recently.</li> <li>Students take part in the college curricular and extracurricular activities.</li> </ul>
2.5.4 Best Practices in Student Support and Progression (If any):	<ul style="list-style-type: none"> <li>Alumni have contributed to the welfare of mess workers.</li> <li>Student representatives in various committees of the college.</li> </ul>
<b>2.6 Governance and Leadership:</b>	
2.6.1 Institutional Vision and Leadership:	<ul style="list-style-type: none"> <li>The institutional vision and leadership are addressed.</li> <li>Stakeholders participate in the activities of the college.</li> <li>The management caters to the needs of the faculty, staff and students as when required.</li> </ul>
2.6.2 Organizational Arrangements:	<ul style="list-style-type: none"> <li>The matters of the college are basically addressed by the managing committee through the Principal and Heads of the Departments.</li> <li>A grievance redressal mechanism exists.</li> <li>Broad internal co-ordination ensures smooth functioning.</li> </ul>
2.6.3 Strategy Development and Deployment:	<ul style="list-style-type: none"> <li>Strategies are perceived by faculty members and communicated to Principal and solved by the management.</li> <li>Computerization exists at various administrative levels, viz., Accounts, HRD, Stores, Dental Records section</li> </ul>
2.6.4 Human Resource Management:	<ul style="list-style-type: none"> <li>There are sufficient qualified and</li> </ul>

*S*  
25/1/11

*Subin*  
25/01/2011

*Aulham*  
25/1/11

	<p>experienced teaching and non-teaching staff who manages the affairs of the college.</p> <ul style="list-style-type: none"> <li>• Faculty recruited on the recommended norms of the DCI.</li> <li>• Few faculties are working right from the inception of the college and needs appreciation.</li> <li>• Welfare measures for the teaching and non-teaching need to be introduced.</li> </ul>
2.6.5 Financial Management and Resource Mobilization	<ul style="list-style-type: none"> <li>• Finance is managed properly by the management in the development of infrastructure.</li> <li>• The employees of the college need implementation of UGC/State government pay scales.</li> <li>• The funds of the college are audited regularly.</li> </ul>
2.6.6 Best Practices in Governance and Leadership (If any):	<ul style="list-style-type: none"> <li>• The college has a clear vision and mission statement.</li> <li>• Every department also has a vision and mission statements aligning with the vision and mission of the college.</li> <li>• Regularly audited accounts.</li> </ul>
<b>2.7 Innovative Practices:</b>	
2.7.1 Internal Quality Assurance System:	<ul style="list-style-type: none"> <li>• The college has a functional IQAC.</li> <li>• The college also has a Mission Mentoring Cell (MMC) under which various committees are functioning.</li> </ul>
2.7.2 Inclusive Practices:	<ul style="list-style-type: none"> <li>• Reservation is as per government rules.</li> <li>• More than 50% of the students are women.</li> </ul>
2.7.3 Stakeholder Relationship:	<ul style="list-style-type: none"> <li>• Feedback from stakeholders (students, staff and patients) gathered and implemented in planning and execution of institutional working.</li> <li>• Maintained infrastructure, health, and education services ensure stakeholder satisfaction.</li> <li>• Interaction with public and neighborhood communities is encouraged.</li> </ul>

<b>Section III: OVERALL ANALYSIS</b>	<i>Observations (Please limit to five major ones for each and use telegraphic language) (It is not necessary to denote all the five bullets for each)</i>
3.1 Institutional Strengths:	<ul style="list-style-type: none"> <li>• Good Infrastructure facilities to run BDS and MDS.</li> <li>• Courses are recognized by the DCI and RGUHS</li> <li>• Dedicated teaching staff</li> <li>• Conducive academic environment</li> <li>• Most of the facilities of the management (Bapuji Educational Association®) are shared by Bapuji dental college.</li> </ul>
3.2 Institutional Weaknesses:	<ul style="list-style-type: none"> <li>• Teaching are not paid as per UGC norms</li> <li>• Teachers need to be encouraged in publishing in international indexed</li> </ul>

*25/11/11*

*25/11/2011*

*25/11/11*



	<p>journals</p> <ul style="list-style-type: none"> <li>• Girls hostels needs upgradation</li> <li>• Some of the departments needs revamp and upgradation.</li> <li>• Research should be enhanced in most of the specialties.</li> <li>• There is inadequate number of clinical materials</li> </ul>
3.3 Institutional Opportunities:	<ul style="list-style-type: none"> <li>• To inculcate research culture</li> <li>• Indian students Hostels for boys and girls may be at par with international hostel.</li> <li>• Interns and postgraduate stipend may be thought of.</li> <li>• Lending of library books and extension of library timings.</li> <li>• Encouragement for teaching staff to attend international and national conferences by granting financial assistance.</li> </ul>
3.4 Institutional Challenges:	<ul style="list-style-type: none"> <li>• Retention of teaching staff by promoting good employee practices.</li> <li>• Promoting research in thrust areas</li> <li>• Attracting more international students</li> <li>• Student friendly environment and living conditions.</li> <li>• To attract more clinical materials.</li> </ul>

#### Section IV: Recommendations for Quality Enhancement of the Institution

(Please limit to ten major ones and use telegraphic language)

(It is not necessary to indicate all the ten bullets)

- More advanced facilities to be incorporated in the present system of teaching and learning.
- Periodic student evaluation progress to be monitored.
- Faculty may be encouraged to undertake research projects funded by external funding agencies.
- Research publications needs to be published in peer reviewed journals.
- Outreach community services needs to be reorganized, reoriented and enhanced.
- Sports and cultural activities need to be enhanced.
- Upgradation of various departments with modern equipments and gadgets.
- Boys and girls and hostels needs improvement.
- Canteen facilities may be provided for the college.
- Indoor and outdoor facilities need to be enhanced.
- Deserving students may be encouraged by way of financial assistance.

I agree with the Observations of the Peer Team as mentioned in this report



Signature of the Head of the Institution  
 Seal of the Institution & Hospital,  
 DAVANGERE.

#### Signatures of the Peer Team Members:

Name	Designation	Signature with date
Prof. S. G. Damle	Chairperson	25/01/2011
Prof. Arbind Kumar Sharma	Member	25/1/11
Prof. V. Ipe Varghese	Member	25.1.11
Mr. B. S. Ponmudiraj	NAAC Coordinator	25/01/2011

Place: *Davangere*

Date: 25/01/2011

**Actual Visit Schedule of the NAAC PEER TEAM VISIT  
to Bapuji Dental College, Davangere, Karnataka**

**Day 0: 23<sup>rd</sup> January 2011 (Sunday)**

2200 – 2230 hrs Peer Team Discussion Pre-Visit Meeting I (at the place of stay)

**Day 1: 24<sup>th</sup> January 2011 (Monday)**

0800 – 0850 hrs Peer Team Discussion Pre-Visit Meeting II (at the place of stay)

**Session 1: 09:15 – 10:00 hrs**

Interaction with the Principal

**Session 2: 10:00 – 12:50 hrs**

Visit and Interaction with the Departments of Orthodontics, Library & resource center, Community dentistry & General Dentistry, Prosthodontics.

**Session 3: 12:50 - 13:50hrs**

Interaction with the Board of Management & Lunch

**Session 4: 14:00 – 19:00 hrs**

Visit and Interaction with the Departments of Bapuji Implant Center, Conservative & Endodontics, Periodontics, Pedodontics, Oral Pathology, Oral Medicine, Oral Surgery, Administrative Office & Main Stores, Interaction with Students, Interaction with parents and alumni, Interaction with Teaching and Non-teaching staff, Visit to Support Services; Checking documentary evidences

Session 5: 19:00 – 20:30 hrs Cultural Activities

22:00 – 0300 hrs Peer Team Discussion III & Report Writing

**DAY 2: 25<sup>th</sup> January 2011 – Tuesday**

07:30 – 10:00 hrs

Peer Team Discussion IV & Report Writing and Checking documentary evidences

Session 6: 10:00 – 10:45 hrs

Sharing the report with the head of the institution

Session 7: 10:45 – 11:15 hrs

Finalizing the Peer Team Report after feedback from Principal

Session 8: 11:15 – 11:45 hrs

Exit meeting

*LC. Saravali 25/01/11*  
Signature of the Principal with Seal  
Bapuji Dental College & Hospital,  
DAVANGERE.



*[Signature]*  
25/01/2011  
Signature of the Chairman Peer Team



# Bapuji Dental College & Hospital



## Previous Peer team visit remarks:

### Criterion I:

#### **From the part of the college the college is yet to obtain feedback from alumni and parents**

The college has established feedback committee involving different stakeholders. In addition to the routine feedbacks on curriculum, course, program and patients also collect feedback from alumni and parents. The college has post graduate alumni association in all the specialties and also alumni association at institutional level. These associations meet ones in a year for annual meet. During such meets alumni submit their feedbacks. Similarly, yearwise parent teacher meets are organized ones in a year in all the four years of the program. During such meets feedbacks are collected. All these are analyzed by the feedback committee, from the outcome of analysis appropriate actions are initiated

### Criterion II:

#### **More advanced facilities to be incorporated in the present system of teaching and learning.**

#### **institution formally encourage learning by using e-learning resources like-**

1. wifi, smart classes, internet, projectors, online journals, online webinars, EBSCO Subscription, GUIDE, Video lectures, webinars
2. lectures of all the subjects are made available on CD's in the library, to be readily accessed by the students.
3. E- Journals can be downloaded for latest information on a particular subject (institution has an EBSCO subscription).
4. integrated seminars, Inter departmental seminars
5. The teaching methods are students centered, experimental learning, problem based learning are used. All the departments being post graduate departments provide advanced technology for effective teaching. The teaching learning process incorporates didactic lectures working on simulations-phantom heads, actual patients' treatment in clinics, and in different set-ups including the setup through community dentistry. Student centric teaching learning process through use of advanced physical, ICT, laboratory, Wi-Fi and library facilities.



# Bapuji Dental College & Hospital



## **2. Periodic student evaluation progress to be monitored**

Student evaluation progress is monitored on regular bases. Varied methods are used. Mentor-mentee system practiced rigidly, continuous performance assessment cards are implemented, slow learners are identified and actions initiated. Opportunities are provided for advanced learners

### **Criterion III:**

**1. Meager amount of seed money is granted to limit faculty members however it is registered that a transparent policy may be adopted in this regard. Papers are published by the faculty members and postgraduates in national and international journals and needs for their encouragement. ,**

A policy for research promotion is drafted and implemented to encourage research promotion activities including seed money for faculty and student research. Research publication recognition guidelines are drafted and implemented. appropriate financial support is provided

**2. The consultancy services is yet to get momentum however the college is providing services to various government organizations and non-government organization.**

**Presently the consultancy services are under propulsion.**

- Each faculty provides their services related to their specialty to the rural and unprivileged population by participating in dental camps and other community services.
- Institute has signed MOU's with few non government organizations and government health care centers to provide services to the needy people.
- Eligible faculties conduct DCI inspection and give report to set an optimal standardization for dental education and services throughout India.
- Some of the faculty members are serving as Dean faculty of Dentistry, member of Board Of Studies, Member Academic Council of RGUHS,Karnataka
- Many of the staff are serving as editorial members, reviewers, served as resource persons at various National Conferences,workshops,preconferences etc.,

**3. Teaching are not paid as per UGC norms,  
Under process**

**4. Teachers need to be encouraged in publishing in international index journal**

Yes policy document for encouragement in publishing in international index journal is drawn and implemented



# Bapuji Dental College & Hospital



## **5. Research should be enhanced in most of the specialities,**

Necessary policy guide lines are drafted and implemented homogenously in all the specialities, staff and students are encouraged to carryout research by providing adequate clinical material and infrastructure.

## **6. There is inadequate number of clinical materials,**

There is a substantial increase in the number of clinical materials due to the availability of quality dental care at low cost.

## **7. To inculcate research culture,**

The following measures are adopted by the institution

- Workshops in research methodology are conducted in the institution to train the Staff and students .
- College provides access to scientific literature in both online database and printed form.
- As per DCI regulations, academic advancement of the faculty based on publication policy is employed.
- Awards and rewards for the excellent research work

## **8. Indian students hostels for boys and girls with international level,**

In Kaveri medical hostel, One floor is renovated with international hostel standard for Indian students .Even in International hostel, interested Indian students are accommodated

## **9. Interns and postgraduate may the thought out,**

In terns and postgraduates are well thought out

- They are part of outreach community services.
- Many enrichment courses are conducted to enhance service oriented attitude.
- Interns are the part of research projects like Oncogrid, and Post graduates in multicentre studies.

## **10. Lending of library books and extension of library timings,**

- Faculty members are allowed to lend the books from library.
- Library timings—everyday from 8 Am to 11 PM,  
---reading room Open from 8 AM to 12 AM.



# Bapuji Dental College & Hospital



---On Sundays and Government holidays both library and reading room open from 9AM to 1PM

## **11. Encouragement for teaching staff to attend international and national conferences by granting financial systems,**

The faculty development committee has drafted policy for such activities. the college provides strong encouragement for teaching staff to attend international and national conferences

## **12. Retention of teaching staff by promoting good employee practices,**

The following practices are existing in the institution

- Healthy climate of trust
- Conduction of training programs for faculty to improve their professional skills and leadership qualities
- To take care of well being of faculty Staff Development and Welfare Committee is present.
- Roles and responsibilities of each employee are made clear
- Rewarding the employee for their best talent

## **13. Promoting research in thurst areas,**

All the specialities have identified their thrust areas of research.

Various invitro and in vivo studies are carried out on the following thurst areas like;

- Cellular and molecular biology, nanotechnology, genomics etc.,
- Applications of regenerative techniques.
- Preventive measures for Oral diseases.

## **14. Attracting more international students,**

- Management advertises for BDS and MDS students admissions through international medias prior to commencement of academic year. Each year 15 students from Malaysia get admitted who are sponsored from both government and private sector.
- To make their stay comfortable, international standard accomadation, food and facilities are provided
- Good quality education , disciplined culture , ideal study ambience are facilitated.



# Bapuji Dental College & Hospital



## **15. Student friendly environment and living condition**

College campus is a No Gutka, No tobacco, No Ragging and mobile free zone

- the students residing in the hostels are provided with healthy, nutritious and balanced diet,
- Provision of good Indoor and Outdoor sports facility
- Students are allowed to rejoice their religious festivals on respective days in the college
- Sexual Harassment elimination committee: takes all the complaints seriously and relevant actions are taken.
- Enrichment courses are conducted regularly for emotional and personality development.

## **16. To attract more clinical materials,**

- Providing quality dental care at low budget.
- Announcement of free dental rehabilitation for the needy population.
- Display of patient education materials like posters and models in the museum and patient waiting areas.
- Early allocation of the appointment and attending as per the schedule .

## **17. Faculty may be encouraged to undertake research projects funded by external funding agencies,**

Research committee has made research for faculty compulsory and 43 such research are approved and research is underway. Appropriate seed money is provided. Every effort is made to procure external funding for research

## **18. Research publications needs to be published in peer reviewed journals,**

Articles are published in peer reviewed journals,

Research publications between 2011-15 are as follows

National ----133 articles in peer reviewed pub med indexed journals

International----78 articles in peer reviewed pubmed indexed journals

## **19. Outreach community services needs to be reorganized, reoriented and enhanced,**

The college has a committee for extension and ISR. Various stake holders are members of the committee. A full time faculty is designated as extension officer. Outreach community services are part of curriculum and well integrated at all levels of teaching through public health department. These activities are well reorganized, reoriented and enhanced,. These



# Bapuji Dental College & Hospital



activities fall under, dental camps, awareness lectures, blood donation , red cross society activities ,swachh bharat ,school health care , environmental activities and satellite centre's .

Lifestyle modifications activities enrichment courses conducted are -

“Sugar And Diabetes”, “Mediataion In Stress Management” “Sedentary Lifestyle”

“Tobacco - Suicide For Cowards”, “Salt And Its Effects On Health”, “Personality Development”, “Swatch Bharat Abiyan”

- 138 dental camps are conducted in which 24,799 patients were screened and 2161 patients were treated.
- School adaption program are instilled.
- Institute is a center for “Danta Bhagya Yojana”-a free denture program for poor and elderly patients.
- Free denture camps are also conducted at Channagiri for outreach people.
- MOUs are signed with health care centers and few trusts to provide services.

## Criterion IV:

### 1. Girls hostel needs up gradation

#### Hemavathi Ladies Hostel,Davanagere

<u>SI. NO.</u>	<u>LADIES HOSTELS DETAILS</u>		<u>LAST FIVE YEARS UPDATION</u>
1	Ladies Hostel	Single (4 storey + Ground floor)	
2	Rooms Total:72	Each Floor:1 <sup>st</sup> Floor:18 2 <sup>nd</sup> Floor:18 3 <sup>rd</sup> Floor:18 4 <sup>th</sup> Floor:18	Each 2 Floors 1 Water Purifier installed for Drinking Water facility
3	Room Facilities	3 Students each Room with Cot, Kurlon Beds Pillows, Tables, Chairs, Almarahs, Fan, Tube light, Safe lockers Dressing table with 1 long mirror provided	Old Kurlon beds changed to New Beds
4	Bathrooms	Each floor with 2 sections 1.Section at right back Corner 2.Section at left front Corner 8Toilets & 8 Bathrooms with 4 wash	Bathrooms & Toilets Renovated.



		Basins. Each room provide Paddle dustbins	
5	Hot Water (Geyser)	1 <sup>st</sup> Floor -2 Nos. 2 <sup>nd</sup> Floor -2 Nos. 3 <sup>rd</sup> Floor -2 Nos. 4 <sup>th</sup> Floor -2 Nos.	Hot water facility For each floor.
6	Security	2 Shift base Day & Night	
7	Common Hostel Notice Board	2 Nos.	
8	Phone	Separate phone Booth with incoming calls receive 24 hours service in a day	
9	Common Hall	1 No LCD TV. Provided in a common hall with Sofas & Peacock Chairs, Tepoyes, Tata Sky HD TV Connection & Recreation Room.	

10	Gym.	Ladies Health Club in Separate room with Gym. Equipments	
11	Recreation Room for students	Provided with Table Tennies, Carrom Board, & Chess.	
12	Visitor's Room	Provided in entrance of the Hostel	New Airport Benches Provided.
13	Postal	One time in day deliver the post to the rooms & Separate post box no 321	
14	Dhobi on hostel campus	1 No Provided	
15	Mess	Ground floor: Tables & Benches provided Food-Veg & Non- Veg South & North Indian Dishes, Dividing System <u>Timings</u> Breakfast 7-15 to 9-00 A.M. Lunch 12-30 to 2-00 P.M. Evening Tea With Snacks 5-00 to 6-00 P.M. Dinner 7-30 to 9-00 P.M. Total Sitting Capacity at a time 150 students Weekly Thrice Special Dishes Provided	
16	Hostel Committee	Hostel Governing body, Anti Ragging committee, Enquiry Committee, Chief Warden & Resident Warden	
17	Play Ground	In Door & Out door games Badminton, T.T.,	

		Caroms & Chess	
18	Garden	Hostel front sides	
19	Two-Wheeler parking	On the Besides of the Hostel	
20	Water Coolers	Aqua guard With Water Cooler	New Water Purifiers installed for Drinking Water : 3 No's
21	Hostel Timings	U.G Till 9-00 P.M (1 <sup>st</sup> to final year) P.G up to 10-00 P.M	
22	Exhaust System	1 No Provided in The Kitchen	
23	News papers & Magazines	2 Kannada News papers daily 2 English news papers daily 1 Tamil news paper daily 1 Malayalam news paper daily 1 Rajasthan news papers daily 1 Telugu news papers daily 1 Hindi news paper daily Magazines-Kannada, Telugu,Tamil,Malayam, Rajastani,Hindi,English weekly & monthly	
24	Omni Bus	Hostel to College 24 Trips in a Day	
25	Hostel Clean	Each Floor 1 Sweeper provided for cleaning the rooms and bath rooms & Varands with Phenoil & Bleaching powder, Soap oils, Acids with Brooms Every day room cleaning checking book checked by Office Authorities	
26	Mess Prefects	Each month applications Invited from the students & 1 Appointed by the Warden.	
27	National Festival	Jan.26 <sup>th</sup> and 15 <sup>th</sup> August Celebrated And every year celebrate "GANESHA FESTIVAL"	
28	Mess Workers	2 Chief Cooks for Veg.& Non -Veg. 8 Assistants/Helpers for the Mess. Mess Dress Materials provided(Uniform) Every week Mess workers Health checked by the Doctor and provide Detergents & Soaps.	



# Bapuji Dental College & Hospital



29	No. of Students	Room List Enclosed	
30	Man Power of the Hostel	Chief Warden Resident Wardens Office Staffs	
31	Machinery Equipments	Water Cooler with Aquaguard, Refrigerator, Grinder, Atta Neader, Generator, Water softener, Exhaust system, Gas cooking	
32	Cooking System	Gas Connections with at a time 6 cylinders attached	
33	Rules & Regulations of the Hostel	List enclosed	
34	Admission Procedure	Application/Hostel declaration with rules copies	
35	Boarders Procedure	Hostel out going boarders enter the Time & date in a watchman book Late comings look after by the Resident warden and refer to the warden Visitors enters book provided in the watchman book If any boarder leave the hostel before take the permission from the Resident warden/Office authorities	
36	Health Procedure	Duty doctor appointed, from 4 to 10 PM. In a day	
37	Bank Facility	Bank Facility available at Hostel Premise	
38	Sitting facility	Each floor contains 12 sitting capacity in front of the veranda	
39	Electricity	In absence of electricity Generator provided and each floors automatic power control with ELCB. System.	New Generator purchased for 24 hours electricity
40	Internet/ Wi-Fi facility	Wi-Fi facility Provided	Each 2 rooms 1 Wi-Fi Router provided for best Internet Connection
41	Library	Omni Bus provided for Library trips in the Night	



# Bapuji Dental College & Hospital



42	Hostel Campus		New Street Lite fixed.
43	Lift		New Lift Installed
44	CCTV		New CCTV Camera Installed in hostel campus. Viewing in Office

24. The above instructions are in the interest of the boarders and violation by any boarder will be referred to the disciplinary common for necessary action.

### **Below Facilities Are Available In Hostel**

Main entrance view, Main entrance view, Security room with packing, Outside view , Entrance , Office, Visitors room, Lift with corridor, Wash room area, Hot water facility each floor two geaser, Room ,Outside corridor , Flag hoisting place , Omni bus ,Guest room ,Common hall , Water cooler with aquard system in mess, Kitchen, Store, Dining hall, Health club

### **NETHRAVATHI LADIES HOSTEL.DAVANAGERE**

<b>SI. NO.</b>	<b><u>LADIES HOSTELS DETAILS</u></b>		<b>LAST FIVE YEARS UPDATION</b>
1	Ladies Hostel	Single (4 storey + Ground floor)	
2	Rooms Total:72	Each Floor: Ground Floor :21 1 <sup>st</sup> Floor:21 2 <sup>nd</sup> Floor:21 3 <sup>rd</sup> Floor:21 4 <sup>th</sup> Floor:21	Each 2 Floors 1 Water Purifier installed for Drinking Water facility
3	Room Facilities	2 Students Each Room with attach bathroom with , Kurlon Beds, Pillows, Tables, Chairs, Almarahs ,Fan, Tube light, Safe lockers Dressing Table with long mirror provided	Old Kurlon beds changed to New Beds Old Bathrooms & Rooms Renovated
4	Hot Water (Geyser)	Ground Floor-2 Nos. 1 <sup>st</sup> Floor -2 Nos. 2 <sup>nd</sup> Floor -2 Nos 3 <sup>rd</sup> Floor -2 Nos.	Hot water facility For each floor.



# Bapuji Dental College & Hospital



		4 <sup>th</sup> Floor -2 Nos.	
5	Security	2 Shift base Day & Night	
6	Common Hostel Notice Board	2 Nos.	
7	Phone	Separate phone Booth with incoming calls receive 24 hours service in a day	
8	Common Hall	1 No LCD TV. Provided in a common hall with Sofas & Peacock Chairs, Tepoyes, Reliance Big TV Connection & Recreation Room.	
9	Gym.	Ladies Health Club in Separate Room with Gym. Equipments	
10	Recreation Room for students	Provided with Table Tennies, Carrom Board, & Chess.	
11	Visitor's Room	Provided in entrance of the Hostel	
12	Postal	One time Deliver the post in a day	
13	Dhobi on hostel campus	1 No Provided	
14	Mess	Ground floor: Tables & Benches provided Food-Veg & Non- Veg South & North Indian Dishes, <u>Timings</u> Breakfast 7-15 to 9-00 A.M. Lunch 12-30 to 2-00 P.M. Evening Tea With Snacks 5-00 to 6-00 P.M. Dinner 7-30 to 9-00 P.M. Total Sitting Capacity at a time 150 students Weekly Thrice Special Dishes Provided	
15	Hostel Committee	Hostel Governing body, Anti Ragging committee, Enquiry Committee, Chief Warden & Resident Warden	
16	Play Ground	In Door & Outdoor games Badminton, T.T.,	

Post Box No. 326, M.C.C. 'B' Block, Davangere

		Caroms & Chess	
17	Garden	Hostel front sides	
18	Two-Wheeler parking	On the Besides of the Hostel	
19	Water Coolers	Aqua guard With Water Cooler	New Water Purifiers installed for Drinking Water : 3 No's
20	Hostel Timings	U.G Till 9-00 P.M (1 <sup>st</sup> to final year) P.G up to 10-00 P.M	
21	Exhaust System	1 No Provided in The Kitchen	
22	Water Softener	1 no Provided Beside the Tank	
23	News papers & Magazines	2 Kannada News papers daily 2 English news papers daily 1 Tamil news paper daily 1 Malayalam news paper daily 1 Rajasthan news papers daily 1 Telugu news papers daily 1 Hindi news paper daily Magazines-Kannada, Telugu, Tamil, Malayam, Rajastani, Hindi, English weekly & monthly	
24	Omni Bus	Hostel to College 24 Trips in a Day	
25	Hostel Clean	Each Floor 1 sweeper provided for cleaning the Rooms and Bath rooms & Varands with Phenol & Bleaching powder, Soap oils, Acids with Brooms Every day room cleaning checking book checked by Office Authorities	
26	Mess Prefects	Each month applications Invited from the students & 1 Appointed by the Warden.	
27	National Festival	Jan.26 <sup>th</sup> and 15 <sup>th</sup> August Celebrated And every year celebrate "GANESHA FESTIVAL"	
28	Mess Workers	2 Chief Cooks for Veg. & Non -Veg. 8 Assistants/Helpers for the Mess. Mess Dress Materials provided(Uniform)	



# Bapuji Dental College & Hospital



		Every week Mess workers Health checked by the Doctor and provide Detergents & Soaps.	
29	No. Of Students	Room List Enclosed	
30	Man Power of the Hostel	Chief Warden Resident Wardens Office Staffs	
31	Machinery Equipments	Water Cooler with Aquaguard, Refrigerator, Grinder, Atta Neader, Generator, Water softener, Exhaust system, Gas cooking	
32	Cooking System	Gas Connections with at a time 6 cylinders attached	
33	Rules & Regulations of the Hostel	List enclosed	
34	Admission Procedure	Application/Hostel declaration with rules copies	
35	Boarders Procedure	Hostel out going boarders enter the Time & date in a watchman book Late comings look after by the Resident warden and refer to the warden Visitors enters book provided in the watchman book If any boarder leave the hostel before take the permission from the Resident warden/Office authorities	
36	Health Procedure	Duty doctor appointed, from 4 to 10 PM. In a day	
37	Bank Facility	Bank Facility available at Hostel Premise	
38	Sitting facility	Each floor contains 12 sitting capacity in front of the veranda	
39	Electricity	In absence of electricity Generator provided and each floors automatic power control with ELCB. System	New Generator purchased for 24 hours electricity.
40	Internet/brad band facility	Wi-Fi facility Provided	Each 2 rooms 1 Wi-Fi Router provided for best Internet



# Bapuji Dental College & Hospital



			Connection
41	Library	Omni Bus provided for Library trips in the Night	
42	Hostel Campus		New Street Lite fixed.
43	Lift		New Lift Installed
44	CCTV		New CCTV Camera Installed in hostel campus. Viewing in Office

## **Below Facilities Are Available In Hostel**

Main Entrance View , Entrance , Lift, Corridor , Hot Water Facility Each Floor Two Geaser & Drinking Water Facility , Room , Dining Hall, Kitchen, Store ,Water Cooler With , Aquaguard System In Mess , Common Hal, Omni Bus , Health Club

## **VEDAVATHI LADIES HOSTEL.DAVANAGERE**

SI. NO.	<u>LADIES HOSTELS DETAILS</u>		LAST FIVE YEARS UPDATION
1	Ladies Hostel	Single (4 storey + Ground floor)	
2	Rooms Total:72	Each Floor: Ground Floor :21 1 <sup>st</sup> Floor:21 2 <sup>nd</sup> Floor:21 3 <sup>rd</sup> Floor:21 4 <sup>th</sup> Floor:21	Each 2 Floors 1 Water Purifier installed for Drinking Water facility
3	Room Facilities	2 Students Each Room with attach bathroom with , Kurlon Beds, Pillows, Tables, Chairs, Almarahs ,Fan, Tube light, Sae lockers Dressing Table with long mirror provided	Old Kurlon beds changed to New Beds Old Bathrooms & Rooms Renovated
4	Hot Water (Geyser)	Ground Floor-2 Nos. 1 <sup>st</sup> Floor -2 Nos. 2 <sup>nd</sup> Floor -2 Nos 3 <sup>rd</sup> Floor -2 Nos. 4 <sup>th</sup> Floor -2 Nos.	Hot water facility For each floor.
5	Security	2 Shift base Day & Night	

**Post Box No. 326, M.C.C. 'B' Block, Davangere**





# Bapuji Dental College & Hospital



6	Common Hostel Notice Board	2 Nos.	
7	Phone	Separate phone Booth with incoming calls receive 24 hours service in a day	
8	Common Hall	1 No LCD TV. Provided in a common hall with Sofas & Peacock Chairs, Tepoyes, Reliance Big TV Connection & Recreation Room.	
9	Gym.	Ladies Health Club in Separate Room with Gym. Equipments	
10	Recreation Room for students	Provided with Table Tennies, Carrom Board, & Chess.	
11	Visitor's Room	Provided in entrance of the Hostel	
12	Postal	One time Deliver the post in a day	
13	Dhobi on hostel campus	1 No Provided	
14	Mess	Ground floor: Tables & Benches provided Food-Veg & Non- Veg South & North Indian Dishes, <u>Timings</u> Breakfast 7-15 to 9-00 A.M. Lunch 12-30 to 2-00 P.M. Evening Tea With Snacks 5-00 to 6-00 P.M. Dinner 7-30 to 9-00 P.M. Total Sitting Capacity at a time 150 students Weekly Thrice Special Dishes Provided	
15	Hostel Committee	Hostel Governing body, Anti Ragging committee, Enquiry Committee, Chief Warden & Resident Warden	



# Bapuji Dental College & Hospital



16	Play Ground	In Door & Outdoor games Badminton, T.T., Caroms & Chess	
17	Garden	Hostel front sides	
18	Two-Wheeler parking	On the Besides of the Hostel	
19	Water Coolers	Aqua guard With Water Cooler	New Water Purifiers installed for Drinking Water : 3 No's
20	Hostel Timings	U.G Till 9-00 P.M (1 <sup>st</sup> to final year) P.G up to 10-00 P.M	
21	Exhaust System	1 No Provided in The Kitchen	
22	Water Softener	1 no Provided Beside the Tank	
23	News papers & Magazines	2 Kannada News papers daily 2 English news papers daily 1 Tamil news paper daily 1 Malayalam news paper daily 1 Rajasthan news papers daily 1 Telugu news papers daily 1 Hindi news paper daily Magazines-Kannada, Telugu,Tamil,Malayam, Rajastani,Hindi,English weekly & monthly	
24	Omni Bus	Hostel to College 24 Trips in a Day	
25	Hostel Clean	Each Floor 1 sweeper provided for cleaning the Rooms and Bath rooms & Varands with Phenol & Bleaching powder, Soap oils, Acids with Brooms Every day room cleaning checking book checked by Office Authorities	
26	Mess Prefects	Each month applications Invited from the students & 1 Appointed by	



# Bapuji Dental College & Hospital



		the Warden.	
27	National Festival	Jan.26 <sup>th</sup> and 15 <sup>th</sup> August Celebrated And every year celebrate “GANESHA FESTIVAL”	
28	Mess Workers	2 Chief Cooks for Veg.& Non -Veg. 8 Assistants/Helpers for the Mess. Mess Dress Materials provided(Uniform) Every week Mess workers Health checked by the Doctor and provide Detergents & Soaps.	
29	No. Of Students	Room List Enclosed	
30	Man Power of the Hostel	Chief Warden Resident Wardens Office Staffs	
31	Machinery Equipments	Water Cooler with Aquaguard,Refrigerator, Grinder,AttaNeader,Generator, Water softener, Exhaust system, Gas cooking	
32	Cooking System	Gas Connections with at a time 6 cylinders attached	
33	Rules & Regulations of the Hostel	List enclosed	
34	Admission Procedure	Application/Hostel declaration with rules copies	
35	Boarders Procedure	Hostel out going boarders enter the Time & date in a watchman book Late comings look after by the Resident warden and refer to the warden Visitors enters book provided in the watchman book If any boarder leave the hostel before take the permission from the Resident warden/Office authorities	



# Bapuji Dental College & Hospital



36	Health Procedure	Duty doctor appointed, from 4 to 10 PM. In a day	
37	Bank Facility	Bank Facility available at Hostel Premise	
38	Sitting facility	Each floor contains 12 sitting capacity in front of the veranda	
39	Electricity	In absence of electricity Generator provided and each floors automatic power control with ELCB. System	New Generator purchased for 24 hours electricity.
40	Internet/broad band facility	Wi-Fi facility Provided	Each 2 rooms 1 Wi-Fi Router provided for best Internet Connection
41	Library	Omni Bus provided for Library trips in the Night	
42	Hostel Campus		New Street Lite fixed.
43	Lift		New Lift Installed
44	CCTV		New CCTV Camera Installed in hostel campus. Viewing in Office

**BAPUJI EDUCATIONAL ASSOCIATION (R). DAVANGERE**  
**HEMAVATHI/ NETHRAVATHI/VEDAVATHI LADIES HOSTEL.**

**HOSTEL RULES**

In addition to the instructions prescribed in the application form for admission, the following instructions have to be strictly adhered to.

1. Three Passport size photos to be produced at the time of admission to the hostel.
2. Students are advised to use their own locks and keys to the rooms/ locker etc., whenever they go out.
3. Rooms once allotted will not be changed except on special circumstances.
4. Students shall not keep valuable and heavy cash in the rooms to avoid loss, theft.

**Post Box No. 326, M.C.C. 'B' Block, Davangere**



# Bapuji Dental College & Hospital



5. No tube lights or bulbs will be supplied from the hostel office. They must use their own tube lights or bulbs in their rooms.
6. It is advisable to use mosquito curtains to avoid mosquito menace.
7. No outside student / friend is permitted to stay in the rooms. This is strictly prohibited, and such cases will be vivid seriously.
8. Using of heaters in the rooms for boiling water, milk etc. is strictly prohibited. If need be, heating of milk can done in the hostel mess.
9. Tube lights or bulbs fixed in the bathrooms, latrine and corridors should not be misused.
10. Playing radios and tape records should be avoided during study hours.
11. Boarders must take food and Tiffin in the dining hall only as per timings notified by the concerned warden.
12. The mess charges will be on dividing/contract system. Mess bill will be announced on First week of every month. They must no that the fine will be levied when boarders failed to make pay month before due date. Fine will be collelcted as noted below.
  - 1) From the date of announcement of mess bill to 14 days NO FINE
  - 2) For 10 Days (1/- per day) Rs. 10-00
  - 3) For 5 Days (4/- per day) Rs. 20-00
  - 4) Beyond the Month. Rs. 50-00
13. Boarders must maintain silence and discipline in the dining hall.
14. The Mess charges will be collected at the hostel office during the working hours as notified by the warden.
15. No reduction in the mess charges will be given to any boarder unless otherwise the situation warrants them to leave the Hostel for their native Places. They are elegible for reduction with the following condition.
  - I) leave less than 5 days at a time no reduction.
  - II) Reduction will not be given after 25th.
  - III) Totally not more than 15 days reduction in a month will be given on medical grounds; this will be relaxed on production of medical certificate.
  - IV) They must apply for reduction well in advance and should take reduction slip from the mess suprvisor before leaving the hostel.
  - V) When regular classes are going on reduction will not be allowed.
  - VI) Reduction will not be given during examination day.
16. Do not waste food.
17. Supplying/ taking of food to the rooms is strictly prohibited.

**Post Box No. 326, M.C.C. 'B' Block, Davangere**



# Bapuji Dental College & Hospital



18. Boarders are not allowed to vacate the hostel in the middle of the year except the detained students. If the boarder are not willing to stay in the hostel and intends vacating, they will have to pay three months rent and prior approval of the warden.

19 Boarders must take proper care of the furniture supplied to them. Damages if any caused are liable to be assessed and recovered from the concerned.

20. Sticking of indecent and ugly scenarios/posters in the rooms is strictly prohibit

21. Health disorders should be reported immediately to the warden or in the hostel office.

22. News papers/periodicals etc. should not be misuse.

23. Boarders are advised not to leave the hostel unauthorisely on any ground.

24. The above instructions are in the interest of the boarders and violation by any boarder will be referred to the disciplinary common for necessary action.

## **Below Facilities Are Available In Vedavathi Ladies Hostel**

Vedavathi Ladies Hostel, Main Entrance View, Main Entrance View , Entrance ,Lift , Corridor ,Room , Hot Water Facility Each Floor Two Geaser& Drinking Water Facility Dining Hall ,Kitchen, Store, Water Cooler With Aquguard System In Mess, Common Hal Omni Bus ,Health Club

## **HEMAVATHI /NETHRAVATHI /VEDAVATHI /LADIES HOSTELS.**

All the Inmates of the Hostel are instructed to follow the following instructions.

- 1) Mess Joining is compulsory to all Boarders.
- 2) Mess bill will be charged for all inmates for minimum of 25 days per month.
- 3) Mess Reduction given only after taking Signature from Resident Warden / Manager after specifying the genuine reasons.
- 4) Mess Reduction is permitted only during College Holidays after Exam.
- 5) Mess Reduction permitted for minimum period of 5 days in a month after genuine reasons.



# Bapuji Dental College & Hospital



## 2. Some of the departments need revamp and up gradation

Departmental up gradation details

### **DEPARTMENT OF ORAL & MAXILLOFACIAL SURGERY**

#### **List of up gradation for departmental activities from 2011 – 2016**

1. Renovation of UG and PG clinic
2. Equipment's that are upgrading are as follows:
  - a. Anesthesia equipment DATEX ET- CO2
  - b. Video Laryngoscope
  - c. Defibrillator with Monitor GE
  - d. Computer Intel core TFT
  - e. Dell Laptop Intel core I3

#### **Facilities Available In The Department Of Oral Medicine**

1. An adequate waiting area with 75-100 chairs for the patients.
2. A Reception area.
3. Both Post Graduate clinic and Undergraduate clinic have good bright Natural light with Adequate Ventilation
4. Comfortable Dental chairs in the Department (14 in the Postgraduate clinic and 10 in the Undergraduate clinic).
5. A well-equipped Sterilization room.
6. A separate reception for patients referred for Radiographs.
7. 2 Intraoral Radiograph machines, 1 RVG machine, 1 conventional extraoral radiograph machine, 1 Digital Extra oral Radiograph machine.
8. A separate room for Conventional and Digital Radiography each.
9. The Department has been following standard waste disposal methods for which necessary equipment's are available
10. A Postgraduate Room with locker facilities
11. A Dark room with all necessary equipment's required for the processing of radiographs.
12. An automatic processor for intraoral radiographs.
13. A seminar hall with equipment's for audiovisual aids of teaching and learning and a podium for the speaker.
14. A Department library with subject related Textbooks
15. Storage facilities in the seminar hall for all the dissertations and Thesis, seminars, Journal and case presentations till date.



# Bapuji Dental College & Hospital



16. 5 computers in the department, 1 for reception, 1 for intraoral radiography, 1 for extraoral radiography, 1 for staff members and 1 spare computer.
17. Equipment's for Minor Surgical Procedure
18. Equipment's TENS Therapy.
19. Department is provided with Wi-Fi facility for the past one year.
20. Department is being provided with Velopex automatic X-ray film processor for extraoral films.
21. Department is being provided with Velopex INTRA-X automatic X-ray film processor.
22. Our department is provided with BRIVOXR 115 EXTRAORAL X ray machine Wipro GE healthcare.
23. The filing system of the department is as per standards of ISO 2005.

## **UPGRADATION OF ORAL PATHOLOGY DEPARTMENT FROM 2011- 2016**

1. New post graduate seminar room, projector with podium was installed  
Two dental chairs are installed in a separate room for recording case history recording to the Pgs.
3. New Star 21 biochemical analyser was installed.
4. New Mindray Haematology analyser was installed
2. New ZENOPTIC camera and PROGRES software for image analyses study was installed along with computer system.
6. New refrigerator for storing biochemical kits
7. New centrifuge machine was installed
8. New file Racker for storing department files.

## **DEPARTMENT OF ORTHODONTICS UPGRADATION FROM 2010- 2015**

1. CLEFT LIP AND PALATE CLINIC  
Specilaity clinic - An exclusive clinic for treatment and management of cleft and palate cases and severe craniofacial deformities involving multidisciplinary approach.
2. DENTAL CHAIRS  
12 confident meenakshi dental chairs was purchased in 2013.  
12 confident chamundi dental chairs was purchased in 2014
3. AUTOCLAVE





# Bapuji Dental College & Hospital



Autoclave digital unit was purchased in 2010

#### 4. BIOSTAR PRESSURE MOULDING MACHINE

Biostar moulding machine was purchased from Scheu-dent company in 2014

#### 5. MICROMOTOR

24 Micro-motor was purchased from NSK in 2013

#### 6. LIGHTCURE UNIT

3 Light-cure unit Blue-dent with cord was purchased from confident.

1 Light-cure unit blue-dent cordless straight was purchased from BG light ltd.

#### 7. OPERATING STOOL

25 Operation stools were purchased from confident in 2013

#### 8. ULTRASONIC SCALER

5 Ultrasonic scaler was purchased from EMS Piezon system in 2013

### **DEPARTMENT OF PEDODONTICS AND PREVENTIVE DENTISTRY**

#### **INFRASTRUCTURE UPDATES BETWEEN 2010 – 2015**

Onscious Sedation Unit With Matrx Mdm/Porter System , Laser Dental Unit (Amd Picasso)  
Rotary Endodontics & 3d Obturation Unit , Nam And Cleft Pedodontics Unit New Seminar  
Room With Ict/Lcd Projection Systems

### **DEPARTMEINT OF PERIODONTOLOGY**

#### **UPGRADATION IN THE DEPARTMENT (2011-2015)**

Needle Incinerator (Destro Make), Picaso Diode Laser (Dentsply), Clinical Centrifuge  
(Choukron A-Prf-Unit) , Ultrasonic Cleaner (Confident), Lightcure Unit (Led Bluedent-  
Cordless) , Pulptester (Digital) Model-C-Pulse , Fumigator(Aerosol Disinfector) , Computer  
System Intel Core 13-18.5'' Tft Monitor-Ac, Laptop (Acer), Hp Computer Printer  
lectrocautery

### **DEPARTMENT OF PUBLIC HEALTH DENTISTRY**

#### **DETAILS OF DEPARTMENT UPGRADATION (2011-2016)**

The following equipments, instruments, amenities and facilities were provided to the  
department in order to upgrade and enhance the infrastructure during 2011 to 2016.

<b>Equipments</b>
-------------------



# Bapuji Dental College & Hospital



S.no	Name of the item	Company	Quantity	Procured on
1.	Glass bead sterilizer	Ancer Werhen	01	11.01.2011
2.	Autoclave	GOLEY	01	22.01.2011
3.	Hot water sterilizer	-	01	02.01.2013
4.	Micro motor (straight)	NSK	01	02.01.2013
5.	Micro motor (contra angled)	Kavo	01	02.01.2013
6.	Air compressor (One HP)	-	01	07.02.2013
7.	Portable chair	-	01	26.6.2015
8.	Scaler unit	EMS	02	26.6.2015
9.	Light cure unit (LED)	Blue Dent Smart LED cordless	01	26.6.2015
<b>Accessories</b>				
S.no	Name of the item	Company	Quantity	Procured on
1.	Autoclave bins	-	03	11.01.2011

<b>Furnishing</b>				
S.no	Name of the item	Company	Quantity	Procured on
1.	Wall mounting fan	Crompton	01	09.08.2011
2.	Fridge ( 221 liters)	Godrej	01	09.09.2011
3.	Voltage sterilizer (V950)	V Guard	01	09.09.2011
4.	Osmos Converon (PRO 4000)	KEMFLO	01	01.06.2011
5.	Hand Disinfectant stand	-	02	09.08.2011
6.	Hand Dryer	Toyo	02	11.01.2011



# Bapuji Dental College & Hospital



7.	DVD Player	Philips	01	11.01.2011
8.	Chairs with cushion	Peacock	15	07.02.2013

## Technology upgradation

S.no	Name of the item	Company	Quantity	Procured on
1.	Acer Computer monitor system with keyboard and mouse	Acer (18.5 inch)	01	06.08.2012

## Malebennur (Community Health Centre)

### DIAGNOSTIC INSTRUMENTS

	MOUTH MIRRORS	20	
	STRAIGHT PROBES	20	
	CURVED EXPLORERS	10	
	GRADUATED (PDL) PROBES	10	
	TWEEZERS	20	

### SURGICAL INSTRUMENTS

	KIDNEY TRAYS (BIG)	5	
	KIDNEY TRAYS (SMALL)	10	
	ENAMEL TRAYS	5	
	CHEATLE FORCEPS	2	
	PERIOSTEAL ELEVATOR	4	
	STRAIGHT ELEVATOR	1	
	COUPLAND ELEVATOR	2	
	CROSS BAR ELEVATOR	Left	1
		Right	1
	MAXILLARY COWHORN EXTRACTION FORCEPS	Right	1
		Left	1



# Bapuji Dental College & Hospital



	PEDO EXTRACTION FORCEPS	Upper Anterior	1	
		Lower Anterior	1	
		Upper Molar	2	
		Lower Molar	2	
	THIRD MOLAR FORCEP(UPPER)	1		
	APEX ELEVATOR	2		
	UPPER PREMOLAR FORCEP	Right	1	
		Left	1	
	MAXILLARY ANTERIOR FORCEPS + CANINE FORCEP	2 + 1		
	MAXILLARY MOLAR LEFT	2		
	MAXILLARY MOLAR RIGHT	2		
	MANDIBULAR ANTERIOR FORCEPS	2		
	MANDIBULAR PREMOLAR FORCEPS	Right	1	
		Left	1	
	MANDIBULAR MOLAR	Right	2	
		Left	2	
	ROOT FORCEPS	2		
	ROOT BAYONET FORCEPS	2		
	CROWN BAYONET FORCEPS	1		
	SURGICAL SCISSORS	3		
	TISSUE HOLDING FORCEPS	3		
	MOON'S PROBE	4		
	BONE FILE	2		
	RONGUERS	1		



# Bapuji Dental College & Hospital



	ARTERY FORCEPS	2		
	B.P HANDLE NO.3	3		
	NEEDLE HOLDER	2		
<b>RESTORATIVE INSTRUMENTS</b>				
	AMALGAM CARRIER	3		
	SPOON EXCAVATORS	5		
	PARALLELOGRAM CONDENSOR	2		
	CYLINDRICAL CONDENSOR	2		
	WARTZ/ HOLLENBACK CARVER	2 EACH		
	BALL BURNISHER	4		
	MATRIX RETAINER	Ivory no.1	1	
		Ivory no. 8	1	
		Tofflemere	1	
	CEMENT MIXING SPATULA	2		
	AGATE SPATULA	2		
	GLASS SLAB	2		
<b>PROSTHODONTIC INSTRUMENTS</b>				
	RUBBER BOWLS	Small	2	
		Big	2	
	STRAIGHT SPATULA	2		
	CURVED SPATULA	1		
	WAX SPATULA	2		
	WAX KNIFE	2		
	IMPRESSION TRAYS	Dentulous	1 SET	
		Edentulous	1 SET	

Post Box No. 326, M.C.C. 'B' Block, Davangere



OTHERS			
	ST. STEEL COTTON BIN	2	
	DAPPEN DISH	2	
	COTTON HOLDER	2	
	CHIP BLOWER	1	
	HAND SCALERS (SPURAGINGIVAL)	2 SET (2- Surface, 3 Interdental, 2 Posterior)	

Glass Bead Sterilizer (Ancer Werhen) , Ultrasonic Scaler (Ems) Led Composite Curing Units (Bluedent Led Smart Cordless) (2) , Led Tv (Sony) (Museum) , Lcd Tv (Benq) With Dvd Player (Philips) , (Patients Waiting Area) , Portable Dental Chair For Outreach programmes . Renovated Museum Renovated Museum

## DEPARTMENT OF PROSTHODONTICS CERAMIC LAB

The following are the new equipments that are installed in the central casting ceramic laboratory in the department.

### **1. PROGRAMAT (P300/G2) CERAMIC FURNACE – (IVOCLAR VIVADENT)**

Used for firing dental ceramic materials with vaccum firing press.

### **2. PROGRAMAT (EP3000/G2) CERAMIC FURNACE – (IVOCLAR VIVADENT)**

Used for firing and pressable dental ceramic materials.

### **3. VULCAN 3- SERIES BURNOUT FURNACES (3-550,3-130) –(DENTSPLY CERAMCO)**

4. Multi stage programmable furnaces used for firing dental ceramic materials and vaccum firing press. The furnace has 9 three stage programs (6 segments each) and 1 program with a single temperature hold program.

### **5. STEAM GENERATORS VAP 6 – ( ZHERMACK TECHNICAL)**

It is an electronic steam generator with manual water fill designed for steam cleaning of semi finished odontotechny products.

### **6. SAND BLASTING S24 R - ( ZHERMACK TECHNICAL)**



# Bapuji Dental College & Hospital



The sand blasting equipment designed for sand blasting of odontotechny purposes with 2 module version and 2 tanks (50/110 $\mu$ m & 110/250 $\mu$ m) having 0.8mm & 1.3mm nozzles for sands from 25-250  $\mu$ m plus 3mm sand recycle nozzle.

## DEPARTMENT OF CONSERVATIVE DENTISTRY & ENDODONTICS

Department has been upgraded with the following equipments and instruments in the last 5 years.

1. Endoactivator
2. Surgical loupes -2
3. LED screen for live demonstration.
4. Podium for lecture hall in pre-clinical operative lab.
5. Sony handycam for documentation
6. Refrigerator -2
7. 20 wooden trolleys
8. Curing units-4
9. Laptop
10. 2TB hard disk
11. Confident X-ray unit
12. Canon 60 D DSLR camera
13. Vaccumyx
14. Hu-freidy microsurgical instruments
15. GDC surgical instruments
16. 7 preclinical table with mannequins with airtor attachment

ACER LAPTOP: Provided for documentation of cases through microscope.

SEagate 1 TB HARD DISC: For department related document storage and back up

CANON 60D DSLR camera with RING FLASH for INTRAORAL PHOTOGRAPHY

HU-FRIEDY Microsurgical Kit for ENDODONTIC SURGERIES UNDER OPERATING MICROSCOPE

GDC surgical Kit for ENDODONTIC SURGERIES

SONY HD video camera for documentation with and without Microscope

CUUMYX FROM CONFIDENT: It is used for manipulation of investment material to get a uniform mix without any air entrapment

Wooden Trolleys: 20 wooden trolleys were provided to department for students to keep their instruments and equipments, as well as use it as a platform to keep instruments during treatment procedures



# Bapuji Dental College & Hospital



ENDOACTIVATOR from DENTSPLY: Sonic root canal irrigant agitation system to stimulate the irrigant for better debridement. 2 in number

Carl Zeiss magnifying loupes: 2 magnifying loupes were provided to department to train students to treat cases under magnification

PRECLINICAL PHANTOM HEAD TABLES: 7 in number. Preclinical phantom head tables equipped with Airotor connection to mimic clinical situation

SAMSUNG SMART LED SCREEN: 32 inch LED screen for live demonstration of cases for students

PODIUM FOR PRESENTATIONS: Podium with audio facilities for presentations

SONY OVERHEAD PROJECTOR: For presentations of Undergraduate and Post graduate students installed in seminar hall

X RAY MACHINE for taking radiographs before, during and after the procedure

SAMSUNG REFRIGERATORS: 2 in number. For storage of Dental materials

CURING UNITS: BLUEDENT LED SMART curing units to cure resins

### 3. Some of the equipments in the laboratories requires maintenance

Refer answer to question number 2 above

### 4. It will be better to provide separate budget for the upkeep of the maintenance of the equipments and instruments

Maintenance budget for Equipments an Instruments, Yearwise for Last five years.

YEAR	Maintenance of Equipments
2011-12	2600000.00
2012-13	1500000.00
2013-14	1500000.00
2014-15	2000000.00
2015-16	2500000.00

### 5. Books are not issued to students the library is used as a reference library only

Routine regular books are issued to students only reference books are used for reference library.

### YEARLY STATISTICS OF STUDENTS UTILIZED IN THE LIBRARY FOR THE YEAR 2010-2015 (JAN-DEC)

SL. NO.	MONTH	NO. OF BOOKS CIRCULATED	NO. OF STUDENTS UTILISED	NO. OF STAFF UTILISED	INTERNET USERS	A/V USERS
1.	2010	27119	22120	557	7424	





# Bapuji Dental College & Hospital



2.	2011	32542	32687	2443	8391	1467
3.	2012	29519	31922	2673	7438	2673
4.	2013	24135	30079	2255	4324	2914
5.	2014	22205	25516	2953	3015	2095
6.	2015	26165	26846	2487	3159	1114

**6. There are several hostels for the boys and girls managed by the management commonly shared by medical, dental, engineering, education, nursing, arts, commerce and science students of the different colleges which can be further improved upon.**

Refer answer to question number 1 and 12 above

**7. The girls hostel needs immediate attention and improvement**

Refer answer question number above

**8. The college needs a canteen for the students faculty and staff at the earliest**

Yes canteen is established for faculties and staff

**9. Efforts are on to develop and implant centre in the dental college**

**a. Fellowship**

55 Doctors are completed fellowship

**b. Guest Speakers**

36 Guests are invited

**c. Implantology Course**

Year	Number of Students
I BATCH	15
II BATCH	21
III BATCH	20
JAN 2013 FOURTH BATCH	15
FIFTH JULY 2013 BATCH	16
SIXTH BATCH JAN 2014	16
JAN 2014 SEVENTH BATCH	15
JAN 2015 Eight BATCH	11
JUNE/JULY 2015 NINTH BATCH	12



# Bapuji Dental College & Hospital



## d. International Implantology Course

Year	Number of Students
1 <sup>ST</sup> BATCH	4
2 <sup>ND</sup> BATCH	2
3 <sup>RD</sup> BATCH	3
4 <sup>th</sup> BATCH	3

### Instruments

Required 229 Equipments are available

## e. Resource person

### Dr.Tarun Kumar as a resource person in other conferences

SL NO	YEAR	NO OF TITLE
1.	2012	8
2.	2013	17
3.	2014	16
4.	2015	16
5.	2016	1

### Training and certifications

#### Fellow & Diplomat of International Congress of Oral Implantology

Fellow of World Academy of Piezosurgery

Expert of European association of Implantologists

Advanced course in oral implantology at global centre of osseointegration, affiliate of Boston University, Seoul

Course on Osseodensification in Florida.

The Bapuji Education Association's management has started JJ Medical College and Hospital in Davangere. Both dental and medical colleges are located in the same premises. The education, service and research components of medical subject in dentistry's are dealt by the medical college departments. The medical college departments provide advanced museums, laboratories and highly learned senior faculties. In the first year of BDS Anatomy, Physiology and Bio-chemistry, in the second year Pharmacology, Pathology and Microbiology are included. In third year of BDS programme General Medicine and general surgery are included.



# Bapuji Dental College & Hospital



The laboratories, museums, the dissection theatre and clinical-medical, surgical facilities are used to BDS students. The examination patterns in these subjects are – theory examination, practical and viva-voce. The post graduation students in dentistry have to undergo training in basic medical science subjects. The medical laboratories, clinical facilities are made use in post graduates on faculty research. The dental college learning resource centre provides library facilities for these medical subjects

## 10. Sports and cultural activities need to be enhanced

### Details of the Indoor & Outdoor Court for the year 2011 -2016

Sl.No	Court BIET Ground	2010 - 2011	2011 - 2012	2012 – 2013	2013 – 2014	2014 – 2015	2015 – 2016
1.	Throw Ball	01	01	01	01	01	01
2.	Volley Ball	02	02	02	02	02	02
3.	Tenni-koit	02	02	02	02	02	02
4.	Cricket	01	01	01	01	01	01
5.	Shuttle	02	02	02	02	02	02
6.	Ball Badminton	02	02	02	02	02	02
7.	Hand Ball	01	01	01	01	01	01
8.	Basket Ball	01	01	01	01	01	01
9.	Yoga Class						01

## 11. Up gradation of various departments with modern equipments and Budgets

Refer answer to question number 2 and 4 above

## 12. Boys and girls and hostels needs improvement

Refer answer to question 1 above for girls hostel .The details of boy's hostel are appended below

### Dental College Boys Hostel

The facilities provided to the boarders are:-



# Bapuji Dental College & Hospital



1. We have provided two cup boards, 2 steel cots, 2 peacock chairs, 2 duroflex beds, 1 ceiling fan, 1 tube light and 1 dustbin. There are common toilets and bath rooms in each floor.
2. Our mess is running under dividing system. We are providing both Veg. & non-veg. food to our boarders. serving in the common dining hall. Our present Mess strength is approximate 200. We provide food considering the food habits of different parts of the country. It is managed by the boarders only. Each month, one boarder will become prefect and he will run the mess under the supervision of the hostel office. Our usual monthly Mess bill ranges from Rs.78.00 to 80.00 per day that includes Break fast, Lunch & Dinner (both Veg. & Non-Veg.). The main high light of our mess includes the most hygienic and taste food and absolute discipline in the Mess.
3. Hostel is having four story building for boarders. Furthermore, for boarders convenience to the lift are functioning the time. One lift attender has been appointed for the duty
4. 4th floor fitted the Water Cooler & 2 No Aqua guards water facility has been provided in each floor.
5. We have provided 24 hours Generator facility to our boarders, whenever there is Electricity failure, the Generator will start immediately. The capacity of generator is 75K.V.A.
6. There is facilities for indoor games like T.T.Room, Badminton court, Carrom and Gymnasium. The Gymnasium room has been provided with all the necessary equipments and instruments like in any other Gymnasium and also provided Music system in the Gymnasium.
7. Also, there is separate Reading room, where the boarders will get important National and local daily news papers and weekly/monthly magazines to read.
8. Insider the hostel campus, (a) we have a beautiful garden, (b) Three Indoor scooter parking stands(3) a) Dhobi shop(b) canteen cum STD booth.
10. We are providing hot water facility for morning hours, through Solar system and wood firing, depending upon the climate conditions.
11. There is separate T.V. room where boarders can enjoy entertainment Dish T.V.& Tata Sky Satellite Television facilities like music, sports, science new items etc., We have provided on 42" color L.C.D. in 200 capacity T.V. hall. There are fixed timing for watching T.V. considering the study timings of the boarders.



# Bapuji Dental College & Hospital



12. We also have a wide, spacious and beautiful Guest room wherein we have provided sofas etc., **Admission Procedure:**

During admission to the hostel, student has to bring two pass-port size photos and copy of confirmation letter regarding admission to the concerned college.

After duly filled application form along with two passport size photographs & he has to pay Rs.26025,-00 will be accepted only through on pay order or on Demand draft in favors of

**Chairman Dental colleges Boys Hostel** in the office.

We will be provided one room for two students and each room provide 2steel cots, 2tables, 2chairs and 2 beds, tube light, fan and dustbin.

Students has to bring only the following while occupying the room pillow, bed sheets, blanket, plastic bucket, mug and Godrej (Navatal) lock having two keys.

We are enclosing here with Gym room, T.V. Toom., Table Tennis, Carrom Room, Reading room, Shuttle court, Visitor room & hostel building photos.

## **HOSTEL RULES:**

The following instructions have to be strictly adhered to.

1. Three Pass post size photos be produced at the time of admission to hostel.
2. Rooms once allotted will not be changed except on special circumstances.
3. Students are advised to use their own locks and keys to rooms/lockers etc., whenever the go out.
4. Students shall not keep valuable jeweler or Cell phone etc., and heavy cash in the rooms to avoid loss, theft.
5. At the time of admission, tube light, fan will be supplied in the room, Subsequently tube fuses inmate/mates has to pay charges.
6. It is advisable to use mosquito curtains to avoid mosquito menace.
7. No out side student /friend is permitted to stay in the rooms. This is strictly prohibited and such cases will be viewed seriously.
8. Using a heaters in the rooms for boiling water, milk etc, strictly prohibited. If need be, heating of milk can done in the Hostel Mess.
9. Tube lights fixed in the bath rooms, Toilet and corridors should not be misused.
10. Playing of cards in the rooms/premises is strictly prohibited.
11. Playing Radios and Tape records should be avoided during study hours.
12. Boarders must make Food and Tiffin as per timings notified by the concerned Warden.
13. Must Maintain silence and discipline in the dining hall.

**Post Box No. 326, M.C.C. 'B' Block, Davangere**



# Bapuji Dental College & Hospital



14. Smoking in the dining hall, T.V.Room, Paper Room, Gymnasium Room is strictly prohibited.

15. The Mess charges will be on dividing system, Mess bill will be announced on 10<sup>th</sup> every month. They must note that fine will be levied when boarders failed to make payment before due date. Fine will be collected as noted below:

1.From date of announcement of mess bill

To 14 days                      No fine

2.For 10days                      Rs.10-00

3.For 5 days                      Rs.20-00

4.Beyond the month              Rs.50-00

16. Mess Charges will be collected at the Hostel Office during the working hours as notified by the Warden.

17. No reduction in mess charges will be given to any boarder unless otherwise the situation warrants them to leave the hostel for their native places. They are eligible for reduction with the following condition.

1.Leave less than 5 days at a time no reduction.

2.Reduction will not be given after 25<sup>th</sup>

3.Total not more than 15 days reduction in a month will be given. On medical Grounds this will be relaxed on production of medical certificate.

4.They must apply for reduction well in advance and should take reduction slip from the mess supervisor before leaving the hostel.

5.When the regular classes are going on reduction will not be allowed.

6. Reduction will not be given during examination days.

18. Do not waste food.

19. Supplying taking of food to the rooms is strictly prohibited.

20. Boarders must take proper care of the furniture supplied to them damages if any caused are liable to be assessed and recovered from the concerned.

21. The boarders are not allowed to vacate the hostel in the middle of the year. If the boarders are not willing to stay in the hostel and intends vacating, they will have to pay three months rent and prior approval of the Warden.

22. Sticking of indecent and ugly sceneries/posters in the rooms is strictly prohibited.

23. Health disorders should be reported immediately to Warden or in the hostel Office.

24. News papers/ periodicals etc. should not be misused.

25. Boarders are advised not to leave the hostel unauthorized on any ground.

**Post Box No. 326, M.C.C. 'B' Block, Davangere**



# Bapuji Dental College & Hospital



26. The above instructions are in the interest of the boarders and violation by any boarder will be referred to the disciplinary committee for necessary action.

27. Allowed to stay in the hostel only five years from the date of College admission.

28. In any private celebration like Birthday, Holi festival, Friendship day etc. inside the hostel or outside hostel premises is strictly prohibited.

### **13. Canteen facilities may be provided for the college**

Refer answer question 8

### **14. Indoor and outdoor facilities need to be enhanced**

Refer answer to question number 10 above

## **Criterion VI:**

### **Last PTV report Observations and compliance**

#### **1. Deserving students may be encouraged by way of financial assistance**

Deserving students are encouraged by way of financial assistance

#### **2. Welfare measures for the teaching and nonteaching need to be implemented**

Already implemented measures are the following

#### **Teaching**

- Gratuity, EPF /PPF
- Staff welfare fund
- Provision of staff quarters
- Incentives for publication, paper / poster presentation, Travel grant
- Fee concession for faculty and their wards
- Free internet facility
- Paternity & Maternity leave
- Consideration in allotting seat to the wards of staff in Bapuji group of institutions

#### **Non teaching staff**

- Wi-Fi connection
- Loan Facility
- Gratuity, PPF / EPF
- Compensation to family members

#### **3. The employees of the college need implementation of UGC/state government based scales**

It is under consideration



Declaration





Bapuji Educational Association<sup>®</sup>  
**BAPUJI DENTAL COLLEGE & HOSPITAL**  
(Recognised by the Dental Council of India, New Delhi)  
(Affiliated to Rajiv Gandhi University of Health Sciences, Karnataka, Bengaluru.)



Accredited by NAAC with 'A' Grade

## Certificate of Compliance

(Affiliated/Constituent/ Autonomous Colleges and Recognized Institutions)

This is to certify that **Bapuji Dental College & Hospital, Davangere** fulfils all norms

1. Stipulated by the affiliating University and/or
2. Regulatory Council/Body [such as AICTE, and
3. The affiliation and recognition [if applicable] is valid as on date.

In case the affiliation / recognition is conditional, then a detailed enclosure with regard to compliance of conditions by the institution will be sent.

It is noted that NAAC's accreditation, if granted, shall stand cancelled automatically, once the institution loses its University affiliation or Recognition by the Regulatory Council, as the case may be.

In case the undertaking submitted by the institution is found to be false then the accreditation given by NAAC is liable to be withdrawn. It is also agreeable that the undertaking given to NAAC will be displayed on the college website.

Date:  
Place:

*(Signature)*  
Principal/Head of the Institution  
(Name of the Institution)  
**Bapuji Dental College & Hospital**  
Davangere

Post Box No. 326, DAVANGERE - 577 004, Karnataka - India  
Office Tele. : 08192-220575, 220579 & 220580  
Principal Tele Fax : 91-8192-220572  
Website : [www.bapujidental.edu](http://www.bapujidental.edu)

Fax : 91-8192-220578  
E-mail : [principal@bapujidental.edu](mailto:principal@bapujidental.edu)  
[bapujidental@gmail.com](mailto:bapujidental@gmail.com)





Bapuji Educational Association®  
**BAPUJI DENTAL COLLEGE & HOSPITAL**  
(Recognised by the Dental Council of India, New Delhi)  
(Affiliated to Rajiv Gandhi University of Health Sciences, Karnataka, Bengaluru.)



Accredited by NAAC with 'A' Grade

## Declaration by the Head of the Institution

I certify that that the data included in this Self-Study Report (SSR) are true to the best of my knowledge.

This SSR is prepared by the institution after internal discussions, and no part thereof has been outsourced.

I am aware that the Peer team will validate the information provided in this SSR during the peer team visit.

*(Signature)*  
Signature of the Head of the institution  
Bapuji Dental College & Hospital  
with seal:  
Davangere

Place: Davangere

Date:

Post Box No. 326, DAVANGERE - 577 004, Karnataka - India  
Office Tele. : 08192-220575, 220579 & 220580  
Principal Tele Fax : 91-8192-220572  
Website : www.bapujidental.edu

Fax : 91-8192-220578  
E-mail : principal@bapujidental.edu  
bapujidental@gmail.com





# Bapuji Dental College & Hospital



<b>VOL – 2</b>		
<b>Evaluative Report of the Departments</b>		
<b>1.</b>	<b>Department of Prosthodontics, Crown &amp; Bridge</b>	<b>1</b>
<b>2.</b>	<b>Department of Orthodontics &amp; Dent facial Orthopedics</b>	<b>26</b>
<b>3.</b>	<b>Department of Oral &amp; Maxillofacial Surgery</b>	<b>45</b>
<b>4.</b>	<b>Department of Oral Pathology &amp; Microbiology</b>	<b>71</b>
<b>5.</b>	<b>Department of Oral Medicine and Radiology</b>	<b>84</b>
<b>6.</b>	<b>Pedodontics &amp; Preventive Dentistry</b>	<b>106</b>
<b>7.</b>	<b>Department of Periodontics</b>	<b>127</b>
<b>8.</b>	<b>Department of Conservative Dentistry and Endodontics</b>	<b>173</b>
<b>9.</b>	<b>Department of Public Health Dentistry</b>	<b>210</b>
<b>10.</b>	<b>Evaluate report of Medical Subjects and Implant Logy</b>	<b>242</b>



# Bapuji Dental College & Hospital



## Evaluation report of the department:

**1. Name of the Department :** Prosthodontics and Crown & Bridge

**2. Year of establishment:** The Department of Prosthodontics including crown and bridge, Bapuji Dental College and Hospital was established in 20<sup>th</sup> sept1979. Further, post graduation started in 1987.

**3. Is the Department part of a college/Faculty of the university?**

Yes, the department is an integral part of Bapuji Dental College and Hospital which is in turn affiliated to the Rajiv Gandhi University of Health Sciences, Karnataka.

**4. Names of programs offered (UG, PG, PharmD, Integrated Masters; M.Phil., Ph.D., Integrated Ph.D., Certificate, Diploma, PG Diploma, DM./M.Ch., Super specialty fellowship, etc.)**

Under Graduate (BDS) & Post Graduate (MDS)

**5. Interdisciplinary programs and departments involved**

In department of prosthodontics workshop was conducted in participation with department of conservative & endodontics on the topic “post and core & crown and bridge prosthetics” by Dr. HormuzdVakil on 17<sup>th</sup> October 2014

**6. Courses in collaboration with other universities, industries, foreign institutions, etc**

Nil

**7. Details of programs discontinued, if any, with reasons**

Nil

**8. Examination System:**

Annual

**9. Participation of the department in the courses offered by other department**

The senior faculty member actively participate in Implant Fellowship Course conducted in the college

**10. Number of teaching posts sanctioned, filled and actual (Professors/Associate Professors/Asst. Professors/others)**

	Sanctioned	Filled	Actual (including CAS & MPS)
Professor	02	05	
Associate Professor/Reader	04	04	
Assistant Professor	-	-	
Lecturer	02	02	
Tutor / Clinical Instructor	-	-	

	Sanctioned	Filled	Actual (including CAS & MPS)
Professor	02	05	
Senior Resident	-	-	

## 11. Faculty profile with name, qualification, designation, area of specialization, experience and research under guidance.

Name	Qualification	Designation	Specialization	No. of Years of Experience
Dr.Nandeeshwar.D.B.	M.D.S.	Prof. & HOD	Prosthodontics	19 yr 5 m
Dr.Rudraprasad.I.V.	M.D.S.	Professor	Prosthodontics	26 yr 2 m
Dr.Dhanyakumar.B.H.	M.D.S.	Professor	Prosthodontics	15 yr 0 m
Dr.Sunitha.N.Shamanur	M.D.S.	Professor	Prosthodontics	12 yr 8 m
Dr.Santosh Doddamani	M.D.S.	Professor	Prosthodontics	12yr 2 m
Dr.Chethan.M.D.	M.D.S.	Reader	Prosthodontics	8yr 0 m
Dr.Padmaja.S.	M.D.S.	Reader	Prosthodontics	7 yr 6 m
Dr Pavan kumar K R	M.D.S.	Reader	Prosthodontics	7 yr 0 m
Dr.Poonam Kinnavar	M.D.S.	Reader	Prosthodontics	6 yr 0 m
Dr.Priyanka.T.S.	M.D.S.	Lecturer	Prosthodontics	2yr 5 m
Dr.Siddharth Mehta	M.D.S.	Lecturer	Prosthodontics	1yr 10 m

## 12. List of senior Visiting Fellows, adjunct faculty, emeritus professors.

Nil

## 13. Percentage of classes taken by temporary faculty – program-wise information.

Nil

## 14. Program-wise Students Teacher Ratio

- UG- 10:1
- PG- 1:1

## 15. Number of academic support staff (technical) and administrative staff: sanctioned, filled and actual.

	Sanctioned	Filled
Dental technician(mechanic), Administrative Staff	10	06
Supporting staff(attenders)	06	05

## 16. Research thrust areas as recognized by major funding agencies

- Nil

## 17. Number of faculty with ongoing projects from a) National b) International funding agencies c) total grants received. Give the names of the funding agencies, project title and



## grants received project wise

➤ Nil

## 18. Inter institutional collaborative projects and associated grants received

a) National collaboration b) International collaboration

➤ Nil

## 19. Departmental projects funded by ICMR; DST-FIST; UGC-SAP/CAS, DPE; DBT, ICSSR, AICTE, etc.; total grants received

➤ Nil

## 20. Research facility/ centre with State recognition/National recognition/International recognition

➤ Nil

## 21. Special research laboratories sponsored by/ created by industry or corporate bodies

➤ Nil

## 22. Publication

• Number of papers published in peer reviewed journals (national/international)

### FACULTY – PUBLICATIONS(2011-2015)

TOTAL NO: International:25 National:29

INTERNATIONAL PUBLICATIONS 2011 TOTAL: 02

NATIONAL PUBLICATIONS 2010– 2011 TOTAL: 09

INTERNATIONAL PUBLICATIONS 2012 TOTAL: 05

NATIONAL PUBLICATIONS 2012 TOTAL: 03

INTERNATIONAL PUBLICATIONS 2013 TOTAL: 04

NATIONAL PUBLICATIONS 2013 TOTAL: 03

INTERNATIONAL PUBLICATIONS 2014 TOTAL: 02

NATIONAL PUBLICATIONS 2014 TOTAL: 04

INTERNATIONAL PUBLICATIONS 2015 TOTAL: 07

NATIONAL PUBLICATIONS 2015 TOTAL: 03

NATIONAL PUBLICATIONS 2016 TOTAL: 03

### Monographs

- Chapters in books
- Books edited
- Books with ISBN with details of publishers



Neha Arora., Nandeeshwar DB. Published book title “ Prosthodontic management of temporomandibular joint disorders”. In LAP LAMBERT academic publishing. ISBN No- 978-3-659-57100-8

Dr. Chethan M.D. Malladihalli has published book titled “An Insight to Denture Cleansing”. Lambert Academic Publishing. ISBN – 978-3-659-43273-6.

Pavan kumar. KR., Dhanyakumar .BH., Nandeeshwar DB. Published book titled “Tooth Form And Face Form Correlation In Indian Population” in LAMBERT Academic publication. ISBN No. 978-3-659-55160-4

Pavan kumar KR., Mohammad ALjanakh. Published book titled “Teeth selection for edentulous patients In Saudi Population” in GRIN PUBLISHERS. ISBN No. 978-3-656-91072-5.

Dr.Santosh Doddamani has published a book titled “Efficacy of Spray Disinfectants on Alginate Impression Materials”, in LAP LAMBERT Academic Publishing with ISBN No. 978-3-659-46855-1.

- Numbers listed in international database (for eg: web of science, scopus, Humanities international Complete, EBSCO, google Scholar, etc)
- Citation index- range/ average
- Impact Factor- range/ average
- Source Normalized Impact per Paper(SNIP)
- Scimago Journal Rank(SJR)
- H-index

### **23. Details of patents and income generated**

➤ Nil

### **24. Areas of consultancy and income generated**

➤ Nil

### **25. Faculty selected nationally / internationally to visit other laboratories / institutions / industries in India and abroad.**

➤ Nil

### **26. Faculty serving in ; a) National committees b) International committees c) Editorial Boards d) any other (specify)**

➤ Dr Pavan Kumar K R is an editorial board member for International Journal of Ophthalmic Research.

### **27. Faculty recharging strategies (Refresher/Orientation program, workshops, training programs and similar programs**

Total no: 11 programs



## 28. Students projects

- Percentage of students who have taken up in-house projects including inter-department projects
  - 100% of students do in-house projects.
- Percentage of students doing projects in collaboration with other universities/ industry/ institute
  - Nil

## 29. Awards/ recognitions received at the national and international level by

- Faculty

**FACULTY: AWARDS (2011-2015)**

**TOTAL:08**

- 2011: nill
- 2012: 02
- 2013: nill
- 2014: nill
- 2015: 06

- Doctoral/ post doctoral fellows

**STUDENT: AWARDS (2011-2016)**

**TOTAL:17**

- 2011: 04
- 2013: 04
- 2014: 02
- 2015: 06
- 2016: 01

SN	TITLE	AUTHOR	CONFERENCE	YEAR
1	<b>BEST PAPER AWARD FOR PAPER PRESENTATION ON “ THROWING DARTS: GUIDED IMPLANT REHABILITATION</b>	DR. MONICA MULCHANDANI, DR, SRI ASHWINI BK	4 <sup>TH</sup> KPS CONFERENCE HELD IN DHARWAD	2016





# Bapuji Dental College & Hospital



	WITH AN EDGE! : A CASE REPORT”			
2	HONOUR PLAQUE & CERTIFICATE OF APPRECIATION FOR PARTICIPATING IN PARTNERSHIP WITH ICD IN “BRING BACK THE SMILE CAMPAIGN 2015”	DRSHASHANKCH, DRLEELA B, DR MONICA MULCHANDANI, DR SRIASHWINI BK, DR KIM MARIA GEORGE	ANNUAL CONVOCATION OF INTERNATIONAL COLLEGE OF DENTISTS – SECTION VI. HELD AT MUMBAI DEC 2015	2015
1	RAPID PROTOTYPING - AN UNPARALLEL APPROACH FOR SINGLE TOOTH REPLACEMENT SECURED 3 <sup>RD</sup> PRIZE IN PAPER PRESENTATION	DR. NAVNEET KUMAR	22 <sup>ND</sup> ISOS CONFERENCE HELD IN MANGALORE	2015
2	A COMPARATIVE EVALUATION OF HEAD AND BODY POSTURE IN SUBJECTS WITH AND WITHOUT TEMPOROMANDIBULAR DYSFUNCTION: A PILOT STUDY. SECURED 1 <sup>ST</sup> PRIZE IN PAPER PRESENTATION	DR. PALVINDERKAUR DR. NAVNEET KUMAR	17 <sup>TH</sup> IPS PG CONVENTION HELD AT NAGPUR	2015
3	ITS TIME TO LISTEN THROUGH OUR TEETH. – USING	DR. MONICA MULCHANDANI DR. CH.	3 <sup>RD</sup> ANNUAL CONFERENCE OF KARNATAKA	2015



# Bapuji Dental College & Hospital



	TEETH TO RESTORE HEARING IN ONE EAR SECURED 3 <sup>RD</sup> PRIZE IN PAPER PRESENTATION	SHASHANK	PROSTHODONTICSOCI ETY 2015 HELD AT MANIPAL	
4	FUNCTIONAL& AESTHETIC FULL MOUTH REHABILITATION OF SEVERELY WORN DENTITION: A CASE SERIES SECURED 2 <sup>ND</sup> PRIZE IN PAPER PRESENTATION	DR. MAHESH KUMAR REDDY	68 <sup>TH</sup> INDIAN DENTAL CONGRESS HELD AT MANPHO CONVENTION CENTRE, BANGALORE	2015
5	INTRAORAL &EXTRAORAL PROSTHETIC REHABILITATION: A CASE SERIES SECURED 2 <sup>ND</sup> PRIZE IN PAPER PRESENTATION	DR. NEHAARORA	68 <sup>TH</sup> INDIAN DENTAL CONGRESS HELD AT MANPHO CONVENTION CENTRE, BANGALORE	2015
6	'FINGER PROSTHESES: OVERCOMING A SOCIAL STIGMA- A CASE REPORT.' SECURED 3 <sup>RD</sup> PRIZE IN PAPER PRESENTATION	DR.SANGEETHA . K. M.	42 <sup>ND</sup> KARNATAKA STATE DENTAL CONFERENCE, MANGALORE.	2014
7	'GUIDE THE	DR. CHARU	2 <sup>ND</sup> KARNATAKA	2014



# Bapuji Dental College & Hospital



	MANDIBLE BACK TO HOME.’ SECURED 2 <sup>ND</sup> PRIZE IN TABLE CLINIC PRESENTATION	GUPTA. DR.PALVINDERKA UR. DR. MRUDULA SUNIL	PROSTHODONTIC SOCIETY CONFERENCE. MYSORE	
8	“CORRELATING MID-FACIAL HEIGHT WITH EAR LENGTH – A PILOT STUDY”. SECURED SECOND PRIZE IN PAPER PRESENTATION	DR. MANISH AIRAN	41 <sup>ST</sup> IPS CONFERENCE, AHMADABAD.	2013
9	ANTERIOR POINT OF REFERENCE- HOW MUCH DOES IT MEAN????? . ‘ A COMPARATIVE STUDY OF THE CONDYLAR GUIDANCE SETTINGS OBTAINED FROM INTER-OCCLUSAL RECORDS MOUNTED ON A SEMI-ADJUSTABLE ARTICULATOR (ARTEX TYPE AR) WITH AND WITHOUT THIRD POINT OF REFERENCE AND LATERAL CEPHALOGRAPH IN DENTULOUS	DR.MDZIAUDEEN	41 <sup>ST</sup> IDA KARNATAKA STATE DENTAL CONFERENCE, MADIKERE	2013



# Bapuji Dental College & Hospital



	SUBJECTS – AN IN VIVO STUDY’ SECURED FIRST PRIZE IN PAPER PRESENTATION			
10	TITLE “ANTERIOR TEETH SELECTION USING FIXED ANATOMIC LANDMARKS- AN IN-VITRO STUDY” FIRST PRIZE IN POSTER PRESENTATION	DR. ACHINTKULLER, DR. ASHISHBANSAL	15 <sup>TH</sup> INDIAN PROSTHODONTIC SOCIETY POST GRADUATE CONVENTION. GHAZIABAD	2013
11	“PROSTHETIC REHABILITATION OF CONGENITALLY MISSING DIGITS- A CASE REPORT” FIRST PRIZE IN PAPER PRESENTATION	DR.SIDDARTH MEHTA DR. REETIKAJAIDEV.	15 <sup>TH</sup> INDIAN PROSTHODONTIC SOCIETY POST GRADUATE CONVENTION. GHAZIABAD	2013
12	MAGNET RETAINED OVERDENTURE :A DISTANT REALM...NOW A NEAR POSSIBILITY- A CASE REPORT (1 <sup>ST</sup> PRIZE IN PAPER PRESENTATION)	DR.SAUMIL.C.S.	39 <sup>TH</sup> INDIAN PROSTHODONTIC SOCIETY CONFERENCE. HELD AT JUMEIRAH BEACH HOTEL, DUBAI.	2011
13	“IMPLANT SURGICAL GUIDES”	DR. ANAGHA N. DR. PRIYANKA.T.S	39 <sup>TH</sup> IDA KARNATAKA STATE DENTAL	2011

	(TABLE CLINIC) 2 <sup>ND</sup> BEST TABLE CLINIC.	DR. KOUSARJAHAN	CONFERENCE 2011.	
14	“CLINICAL REMOUNTING FOR COMPLETE DENTURE SUCCESS” (TABLE CLINIC) 1 <sup>ST</sup> BEST TABLE CLINIC.	DR. ROHIT NAIR. DR.CHETANPATHA K. DR.SAUMIL. C. S.	39 <sup>TH</sup> IDA KARNATAKA STATE DENTAL CONFERENCE 2011	2011
15	“A HAND IN HAND GOES MILE- HAND PROSTHESES A CASE REPORT. SECURED 1 <sup>ST</sup> PRIZE IN PAPER PRESENTATION	DR. VIJAL MEHTA	ALL INDIA POSTGRADUATE DENTAL STUDENT CONVENTION. HELD AT SINGHAD DENTAL COLLEGE AND HOSPITAL, PUNE.	2011

- Students

## MERITS / RANKS OBTAINED IN BDS

SN	NAME	EXAM	DEPARTMENT
1	Miss.Nur Farhana Binti Sharimann. 6 <sup>th</sup> Rank	RGUHS. Final BDS Exam. 2012	Prosthodontics
2	Miss Pang Yee Rui. 7 <sup>th</sup> rank	RGUHS. Final BDS Exam. 2012	Prosthodontics
3	Miss.Yii Siew Hie.. 10 <sup>th</sup> rank	RGUHS. Final BDS Exam. 2012	Prosthodontics
4	Miss. Yeoh Wen Li. 1 <sup>st</sup> Rank	RGUHS. Final BDS Exam. June 2010	Dental Materials
5	Miss. Pang Yee Rui. 2 <sup>nd</sup> Rank	RGUHS. Final BDS Exam. June 2010	Dental Materials
6	Miss.Yii Siew Hie. . 6 <sup>th</sup> Rank	RGUHS. Final BDS Exam.	Dental Materials



# Bapuji Dental College & Hospital



		June 2010	
7	Miss Solanki Palak Yogeshbhai. 9 <sup>th</sup> Rank	RGUHS. Final BDS Exam. June 2010	Dental Materials
8	Miss K. Nagasaranya. 10 <sup>th</sup> Rank	RGUHS. Final BDS Exam. June 2010	Dental Materials
9	Miss. N Chandana. 10 <sup>th</sup> Rank	RGUHS. Final BDS Exam. June 2010	Dental Materials
10	Miss. Nurul Saadah Binti Razali. . 10 <sup>th</sup> Rank	RGUHS. Final BDS Exam. June 2010	Dental Materials

## MERITS / RANKS OBTAINED IN MDS

SN	NAME	EXAM	DEPARTMENT
1	Dr.Anju Agarwal, Achieved 2 <sup>nd</sup> Rank	RGUHS. Final MDS Exam. 2010	Prosthodontics
2	Dr.Praveen, Achieved 2 <sup>nd</sup> Rank	RGUHS. Final MDS Exam. 2010	Prosthodontics
3	Dr. Shivasagar Tiwari. Achieved “1st Rank”	RGUHS. Final MDS Exam. 2011	Prosthodontics
4	Dr. Saritha M.K, Achieved “2 <sup>nd</sup> Rank”	RGUHS. Final MDS Exam. 2011	Prosthodontics
5	Dr. Ashwin Kumar, Achieved “4 <sup>th</sup> Rank”	RGUHS. Final MDS Exam. 2011	Prosthodontics
6	Dr. Akshata Nayak. 8 <sup>th</sup> Rank	RGUHS. Final MDS Exam. 2012	Prosthodontics
7	Dr. Vijal Mehta. 2 <sup>nd</sup> Rank	RGUHS. Final MDS Exam. 2012	Prosthodontics
8	Dr.Nair Rohit Unni . 1 <sup>st</sup> Rank	RGUHS. Final MDS Exam. 2013	Prosthodontics
9	Dr. Sampath Soumil Chetan. 8 <sup>th</sup> Rank	RGUHS. Final MDS Exam. 2013	Prosthodontics
10	Dr. Reetika Jaidev, 6 <sup>th</sup> rank	RGUHS. Final MDS Exam. 2014	Prosthodontics

11	Dr. Achint Khullar, 7 <sup>th</sup> rank	RGUHS. Final MDS Exam. 2014	Prosthodontics
12	Dr. Siddharth Mehta , 10 <sup>th</sup> rank	RGUHS. Final MDS Exam. 2014	Prosthodontics

### 30. Seminars/ conference/ workshop organized and the source of funding (national/ international) with details of outstanding participants, if any

Total No: 11 Seminar/ Conference/ Symposia/ Workshop Are Done

### 31. Code of ethics for research followed by the department

The post graduate students submit their proposed research activities to the institutional review board. Only the approved researched activities are carried out.

### 32. Student profile program-wise:

Name of the Program (refer to question no. 4)	Applications received	Selected		Pass percentage	
		Male	Female	Male	Female
<b>BDS</b>					
2011-2012	100	29	71	19%	66%
2012-2013	100	36	64	31%	62%
2013-2014	100	27	73	26%	73%
2014-2015	96	26	70	18%	64%
<b>MDS</b>					
2011-2012	06	05	01	100%	100%
2012-2013	06	04	02	100%	100%
2013-2014	06	02	04	100%	100%
2014-2015	06	01	04	100%	100%

### 33. Diversity of students

Name of the Program (refer to question no. 4)	% of students from the same university	% of students from other universities within the State	% of students from universities outside the State	% of students from other countries

Name of the Program (refer to question no. 4)	% of students from the same university	% of students from other universities within the State	% of students from universities outside the State	% of students from other countries
<u>MDS</u>				
2011-2012	02	NIL	04	NIL
2012-2013	NIL	03	03	NIL
2013-2014	02	02	02	NIL
2014-2015	03	NIL	02	NIL

**34. How many students have cleared Civil and Defense services examinations NET, SET, GATE, USMLE, PLAB, GPAT, NCLEX, CGFNS, IELTS and other competitive examinations? Give details category wise.**

ONE PG student -Dr. Pulkit Chandra III year Pg cleared Defense service examinations. Letter enclosed below;

**35. Student progression –**

**36. Diversity of staff**

Percentage of faculty who are graduates	
of the same university	08
from other universities within the State	02
from universities from other States	01
from universities outside the country	-

**37. Number of faculty who were awarded M>Phil., DM, M Ch, Ph.D., D.Sc and D.Litt during the assessment period**

➤ Nil

**38. Present details of departmental infrastructural facilities with regard to ; a) Library, b) Internet facilities for staff and students ,c) Total number of class rooms, d) Class rooms with ICT facility and ‘smart’ class rooms, e) Students’ laboratories, f) Research laboratories**

The Department of Prosthodontics including crown and bridge, Bapuji Dental College and Hospital, Spread over an ample 18,226 sq.ft of floor space on the 2<sup>nd</sup> floor of the main building, the department has well equipped Undergraduate and Postgraduate clinics and laboratory



sections. Both UG & PG curriculum are followed as prescribed by the Rajiv Gandhi University of Health Sciences, Karnataka, Bangalore and recognised by Dental Council of India, New Delhi.

**a. Library**

**b. Prosthodontics book and journal section in college library**

Problems in diagnosis and treatment planning of complete denture patients

Trouble shooting in complete dentures.

Cast partial denture designing.

Fixed partial denture patient selection

Maxillofacial Prosthodontics - A multi disciplinary approach

Full Mouth Rehabilitation – An interdisciplinary approach

Complications during dental implant placement

Audio-Visual Learning

Advanced imaging



**LIST OF TUTORIALS**

**DENTAL MATERIALS**

Overview of materials for dental applications

Structure of matter and principles of adhesion

Physical properties of dental materials

Mechanical properties of dental materials

Solidification and microstructure of metals

Equilibrium phases in cast alloys

Dental polymers

Biocompatibility of dental materials

Auxillary dental materials

Dental restorative materials

Indirect restorative and prosthetic materials

**COMPLETE DENTURE**

Diagnosis and treatment planning

Impressions

Jaw relations

Try-in



Denture insertion and post-insertion problems

Relining and rebasing

Special complete dentures

## **REMOVABLE PARTIAL DENTURE**

Diagnosis and treatment planning

Impression procedures

Mouth preparation

Components in CPD

Designing and surveying

Lab procedures

Types of RPD

Relining , rebasing & repair

## **FIXED PARTIAL DENTURE**

Diagnosis and treatment planning

Impression procedures

Parts of FPD

Design of FPD

Occlusion in FPD

Temporization or provisional restorations

Lab procedures in FPD

Cementation in FPD

SL. NO.	NAME
1.	POSTGRADUATE PRESENTATIONS
2.	ANIMATIONS
3.	GUTTAFLOW, TEMPOSEAL, MAGIC FOAM CORD
4.	CERMCO
5.	PCP NOTES
6.	MEDICAL ENCYCLOPEDIA
7.	TEETH SETTING
8.	EXPERTISE
9.	DENTSPLY INDIA COMPLETE DENTURE
10.	CEKA VIDEO, JEKO LIGHT CURE COMPOSITE
11.	BAUSCH



12.	ARTEX VCD/GIRBACH
13.	TURKOM CERA1.1
14.	MAGIC FOAM CORD
15.	CERGO PPT
16.	XIVE CD DENTSPLY
17.	DYNA
18.	MCQS IN DENTAL MATERIALS
19.	PREPSTART- AIR ABRASION SYSTEM
20.	DIODE SOFT LASER
21.	A/R A/P TEETH SETTING
22.	ANKYLOS IMPLANT SYSTEM
23.	MIS SEVEN IMPLANT CONFIDENT
24.	FORMAT THESIS
25.	CERCON
26.	PRESENTATIONS



EDUCATIONAL CDs AVAILABLE IN THE DEPARTMENT

**c. INTERNET FACILITIES:**

The department is equipped with advanced computers which have continuous access to Internet through broadband.

The students have access to internet in our department.

**Total number of class rooms**

one classroom/ seminar room on the same floor of the department

*FACILITIES PROVIDED BY THE DEPARTMENT FOR TEACHING AND LEARNING PROCESS*

**- UNDER GRADUATE SECTION -**

It has got a separate Dental Materials, Pre-Clinical Prosthodontic and Phantom head laboratory facilities to accommodate over 100 students each. under graduate clinic and laboratory facility to accommodate the clinical posting students. It has separate sections like plaster room and trimming and polishing room. First & Second year BDS students are here trained for Basics of Prosthodontics which includes handling the materials used in dentistry and steps in fabrication of the dentures.



Third, & Final BDS students will be attending clinical postings in the under graduate clinic. The students will be treating & handling patients for complete dentures, treatment partial dentures.

## **Dental Materials:**

### **Dental material lab**

The lab has approximate space area of 2048 sq ft, with an individual seating capacity for 106 students. As per the RGUHS ordinance, I and II year BDS students undergo training in the subject of dental materials.

### **Pre-clinical Prosthodontics: Pre-clinical Prosthodontic Lab**

The lab has approximate space area of 3360 sq ft, with an individual seating capacity for 118 students.

### **Under Graduate clinic:**

The under graduate clinic has approximate space area of 3072 sq ft, and is equipped with 24 modern dental chairs with one left handed chair to accommodate the Third & Final BDS students for their clinical postings.

### **Sterilization unit**

The Post Graduate clinic has approximate space area of 1344 sq ft, with modern facilities like

1. **Electronic dental chairs:** with built in suction, three way syringe, high speed airtorot & micro motors to help & enhance the quality of work.
2. **Sterilization & cleaning of instruments:**
  - A. Autoclave
  - B. Hot air oven
  - C. Tec Vac steam jet for sterilization of airtorot Hand pieces
  - D. Ultrasonic cleaning unit
  - E. Needle disposing unit

Clinic is equipped with:

1. Pentamix impression material dispensing unit
2. Pneumatic crown remover
3. Light cure unit
4. Buffalo StaVac Thermoplastic Vacuum adapt unit
5. Arcon and nonarcon articulators (Hanau – H2 & wide view, Whipmix & Girrabach's Artex)

Each student is provided with individual working chair and anatomical articulators with accessories.

### **Central Casting Laboratory:**

**Post Box No. 326, M.C.C. 'B' Block, Davangere**



The Central Casting Laboratory has approximate space area of 850 sq ft, Casting lab has got the following equipments:

1. Degussa & Bego Fornax-T induction casting machines
2. Degussa motor casting and centrifugal casting machines
3. Kavo & Bego burnout furnaces
4. Kavo cast drier
5. Ivoclar micro sandblasting unit
6. Degussa macro sandblasting unit
7. Degussa Vacuum mixing unit
8. Degussa Steam jet
9. Kavo programmable de-waxing unit
10. Dentaurem electro polishing unit
11. Ultrasonic cleaning unit
12. Programmable Kavo acrylizer units
13. Surveyors:
  - A. Dentaurem Electrical surveyor Paratherm Surveyor
  - B. Jelenko Surveyor,
  - C. Ney surveyor
14. Kavo milling unit
15. Degussa soldering & welding unit
16. Kavo heavy duty lathe/polishing unit
17. NSK micro-motors
18. Thermostatically controlled wax pot
19. PKT instruments
20. Whale dent Pindex system
21. Degussa pickling unit
22. Degussa duplicating unit
23. Dentaurem de-investing unit
24. Pneumatic chisel and other essential instruments & materials.

The ceramic Laboratory is air conditioned and has approximate space area of 320 sq ft with recent advanced materials as follows:

1. Metal & metal free ceramic furnaces like:
  - A. Ivoclar Progammat – P30, P 300 & P 3000
  - B. Whipmix Pro-Press-100

- C. Dentacolor XS Kulzer light curing unit
2. Ceramic materials like:
- A. Carmen
  - B. Duceram
  - C. Ivoclar
  - D. Vita VMK-95
  - E. TurkomCera
  - F. IPS Empress esthetic pressable ingots
  - G. Manual & electrical ceramic brushes & Other accessory materials required for ceramic work.
  - H. E-max

### Prosthodontics

Sl.No.	Particulars	Ft.	Sq.Ft
1	Undergraduate clinic	63'9" X 31'6"	2048
2	Trimming area	31'6" x 10'0"	320
3	Plaster work area	31'6" x 10'0"	320
4	Reception	10'0" x 10'0"	100
5	Sterilization	10'0" x 10'0"	100
6	Seminar room	20'9" x 10'0"	210
7	Post graduate clinic	31'6" x 31'6"	1024
8	Technician lab	20'9" x 10'0"	210
9	Postgraduate clinic	42'3" x 31'6"	1344
10	Sterilization room	10'0" x 10'0"	100
11	Staff	20'9" x 10'0"	210
12	Computer room & Library	10'0" x 10'0"	100
13	Laboratory	20'9" x 10'0"	210
14	Dental materials lab	63'9" x 31'6"	2048
15	Plaster work area	31'6" x 10'0"	320
16	Preclinical Prosthetic lab	84'6" x 31'6"	2720
17	Visitor's waiting lounge	21'6" x 10'9"	242
18	Polishing area	31'6" x 10'0"	320
19	Store room	20'9" x 10'0"	210

20	Trimming & Polishing area	20'9" x 10'0"	210
21	Casting room	32'3" x 10'0"	320
22	Metal polishing area	32'3" x 10'0"	320
23	Ceramic lab	32'3" x 10'0"	320
24	Seminar hall(Lecture hall 1)	31'6" x 31'6"	1024
25	Visitor's waiting lounge	21'6" x 10'9"	242
26	Visitor's waiting lounge	21'6" x 10'9"	242
27	Room	31'6" x 10'0"	320
28	Room	31'6" x 10'0"	320
29	H.O.D. room & Library	20'4" x 13'6"	280
30	Staff room	10'0" x 10'0"	100
31	Patient's waiting lounge		
	1	21'6" x 10'9"	242
	2	21'6" x 10'9"	242
	3	21'6" x 10'9"	242
32	Lounge	31'6" x 31'6"	1024
33	Room	20'4" x 13'6"	280
34	Staff room	10'0" x 10'0"	100
35	Visitor's waiting lounge	21'6" x 10'9"	242
			<b>18,226</b>

### 39. List of doctoral, post-doctoral students and Research Associates;

a) From the host institution/ university

b) From other institution/ university

➤ Nil

### 40. Number of post graduate students getting financial assistance from the university.

➤ Nil

### 41. Was any need assessment exercise undertaken before the development of new program(s)? If so, highlight the methodology.

➤ Nil

### 42. Does the department obtain feedback from;

• Faculty on curriculum as well as teaching-learning-evaluation? If yes, how does the department utilize the feedback?



# Bapuji Dental College & Hospital



a) College has established online feedback mechanism through software faculties give feedback on library, courses infrastructure, programmes, teaching, learning and evaluation. The analysis outcome is used to identify the deficiencies in the curriculum and to initiate remedial action in form of problem based learning and enrichment courses.

### Students on staff, curriculum and teaching-learning-evaluation and how does the department utilize the feedback?

b) The college has mechanism to collect the feedback from the students and faculties on curriculum, program, and courses. The Feedbacks are also collected from students and faculties on library and infrastructure.

### Alumni and employers on the programs offered and how does the department utilize the feedback?

c) The college collects feedback from the alumni, who meet annually once, during the alumni meet. These feedbacks collected on the curriculum knowledge and skills and CDE programmes.

### 43. List the distinguished alumni of the department (maximum 10)

DR. S.A.GANGADHAR	PRINCIPAL & HOD, RURAL DENTAL COLLEGE, LONI, MAHARASHTRA
DR. SURESH SAJJAN M.C.	PRINCIPAL & HOD, VISHNU DENTAL COLLEGE, VISHNUPUR, BHIMAVARAM, ANDHRA PRADESH.
DR. PRAKASH .M	VICE PRINCIPAL & HOD,SIBAR INSTITUTE OF DENTAL SCIENCES, GTAKKELLAPADU, GUNTUR,( AP)
DR. RAJSHEKAR SANGUR	HOD, RAMA DENTAL COLLEGE,HOSPITAL &RESEARCH CENTRE, LAKHANPUR, KANPUR ( UP)
DR. A. CHANDRASEKAR	HOD, PANINEEYA MAHAVIDYALAYA INSTITUTE OF DENTAL SCIENCE & RESEARCH CENTRE, HYDERABAD(AP)
DR. D.B. NANDEESHWAR	HOD, BAPUJI DENTAL COLLEGE & HOSPITAL, DAVANAGERE (KARNATAKA)
DR VIVEK SHARMA	VICE PRINCIPAL, DHARSHAN DENTAL COLLEGE





**44. Give details of student enrichment programs (special lectures / workshops / seminar) involving external experts.**

Nil

**45. List the teaching methods adopted by the faculty for different programs including clinical teaching.**

**a) DENTAL MATERIALS.**

The students are taught about the basic science of dental materials. Theory classes are conducted to help in inculcating the students about the various aspects of the basic sciences and advanced aspects of the materials used in dentistry.

Discussions are held chapter wise to assess the theoretical knowledge of the student regarding the subject. After assessment, demonstration for the manipulation of dental material is given and the Manipulation of different dental materials is carried out in practical classes.

The students are grouped into a batch of 10 and are trained by the respective batch instructors individually and are monitored by a senior teaching staff. The work done by the student is maintained in their respective record books.

The students are also allocated topics for poster as project work. A group of 5 students work as a team towards the completion of this project.

The students have to appear for a total of 3 internals as prescribed by the RGUHS ordinance and at the end of II yr, the students will appear for the Dental Materials exams.

The theoretical & Practical training will empowered the students with the knowledge of Dental Materials so as to deal with it in the coming years of clinical postings.

**b) PRE-CLINICAL PROSTHODONTICS**

The I and II BDS undergraduate students during their two years of work schedule in pre-clinical prosthodontics will be taught basic knowledge about the subject of prosthodontics and its branches & different treatment modalities pertaining to the same.

As per RGUHS syllabus, the students will be well trained in detail about the ideal work, in both clinical and laboratory steps. Step by step procedures for treating edentulous arches with complete denture prosthesis on models will be taught in the pre-clinical prosthetic lab. Also they will be taught regarding procedural steps for treating partially edentulous arches with both removable and fixed prostheses. Thus training given will give a good experience for the students to handle patients in their forthcoming clinical postings.



The students will be grouped into batches and project works will be assigned in the form of posters, seminars, group discussions, etc during their tenure to develop interactive skills. A group of 12-14 students will be trained under an instructor who gives individual attention for every student in each practical class.

The staff incharge will observe each student during the practical class about the theoretical and practical aspects of cultivating the learned skill by every student.

#### c). Under Graduates Clinic

The students will be trained in the clinic by competent faculty in treating & handling patients for Removable & Fixed partial dentures. It has separate well equipped working laboratories for the dental mechanics and the students.

Regular Theory classes, Practical demonstrations, Discussions, Seminars & assignment of projects are held to update the knowledge in the subject. Periodically students will be evaluated through internal assessment examinations as per the RGUHS ordinance.

#### d). POST GRADUATION.

Post Graduate students are trained to high competence in the speciality of Prosthodontics in regard to teaching, research and clinical abilities for the prevention and after care in treating Complete dentures, Treatment partial dentures, Cast partial dentures, Implant retained/supported restorations, Full mouth rehabilitation and Maxillofacial prosthesis. Post Graduate students are engaged in chair side case discussions, seminars, journal clubs, subject symposium, clinical demonstrations, CDE's & workshops, conferences and Research activities throughout their three year course. Periodically Post Graduate students are evaluated through monthly tests and mock examinations.

**46. How does the department assure that programme objectives are constantly met and learning outcomes are monitored?**

**47. Highlight the participation of students and faculty in extension activities.**

**48. Give details of “beyond syllabus scholarly activities” of the department.**

**49. State whether the program/ department is accredited/ graded by other agencies? If yes, give details.**

NO



## **50. Briefly highlight the contributions of the department in generating new knowledge, basic or applied.**

Organizing Guest Lectures, Conducting CDE Programs and Hands – On Courses For Faculty Members, Students And Technicians

**2 Workshop Conducted IN .2012**

**2 Workshop Conducted IN 2014**

5 WORKSHOPS CONDUCTED FROM 2015

## **51. Detail five major strengths, weakness, opportunities and challenges (SWOC) of the department.**

### STRENGTHS OF THE DEPARTMENT

#### **1. ALL CERAMIC RESTORATIONS**

The state of the art e-Max all ceramic system by Ivoclar has changed the quality of work we cater to the patients. Our technicians have got the training from world class technicians and the teaching faculty constantly upgrade their laboratory skill. Laminates , veneers, crowns and three unit bridges can be produced with this system.

#### **2. PRECISION ATTACHMENTS AND MAXILLOFACIAL WORK**

Our postgraduate students are exposed to this unique treatment option which helps them restore most of the challenging clinical situations, especially the distal extension case, poor resorbed ridges and in implant supported prosthesis.

We have separate kit for maxillofacial work. Artificial replacement of oral and maxillofacial structures can be beautifully done to restore patient's esthetic and psychological trauma.

#### **3. PROBLEM BASED LEARNING**

This is one of our flagship clinically oriented programs which allow the students to understand the treatment options for the clinical challenges to meet functional and esthetic demands. This prepares them for state-of-art diagnostic and minimally invasive interventions as and when indicated.

### WEAKNESSES OF THE DEPARTMENT

The Mission Monitoring cell reviews the performance of IQAC on continuous basis Annual Quality Assurance Reports are generated Identified weakness are rectified on continuous basis.



## OPPORTUNITIES OF THE DEPARTMENT

Regular CDE programs

Hands –On workshops

## CHALLENGES FOR THE DEPARTMENT

1. Periodic Up gradation of clinical equipment and materials in tune with the changing trends.
2. Integration of newer technology and techniques in undergraduate and postgraduate training.

## **52. Future plans of the department.**

- CAD- CAM Laboratory
- Intra Oral Scanner
- BPS System
- Tek-Scan
- Fully Adjustable Articulator with pantographic tracings
- Flexi-Denture System



## Evaluative Report Of The Department

**1. Name of the Department:** Orthodontics and Dentofacial Orthopaedics.

**2. Year of establishment**

With Bapuji Dental College & Hospital being only the second private dental college in the country, the Department of Orthodontics & Dentofacial Orthopaedics in this great institute took birth in the year 1980. Ever since its inception, the orthodontic unit is witnessing a steady progress in all dimensions so as to evolve into an absolute wholesome. After its 35 years voyage of trials and errors, the department today stands proud featuring state of art facilities, sophisticated gadgets and high quality materials in a refined operational ambience coupled with streamlined administration all making it one of a kind.

The post graduate course (MDS) was started in the year 1986 with the initial intake of 2 students which was later increased to an intake of 3, 4 and 6 in the year 1987, 1988 and 1989 respectively.

**3. Is the Department part of a college/Faculty of the university?**

Yes, it is the part of college.

**4. Names of programs offered (UG, PG, PharmD, Integrated Masters; M.Phil., Ph.D., Integrated Ph.D., Certificate, Diploma, PG Diploma, D.M./M.Ch., Super specialty fellowship, etc.)**

Programs offered are BDS, MDS and Ph.d.

Cases requiring a multidisciplinary approach are discussed in interdisciplinary programs between various departments. These include:

- a. Oral Medicine & Oral Pathology - for diagnosis and biochemical investigation of syndrome cases and craniofacial deformities involving orofacial area etc;
- b. Orthopaedics for growing patients having severe jaw deviations.
- c. Periodontics - Orthodontics for periodontally compromised teeth and rehabilitation of compromised dentition.
- d. Conservative and Endodontics - for endo-ortho and endo-perio lesions, esthetics enhancement etc;
- e. Prosthodontics - for partial and full mouth rehabilitation, dental prosthesis and craniofacial prosthesis etc;
- f. Implantology - for implant placement in mutilated and compromised dentition
- g. Oral and maxillofacial surgery - Surgical corrections for deformities beyond the scope of orthodontics in collaboration with oral and maxillofacial surgeon



## 6. Courses in collaboration with other universities, industries, foreign institutions, etc.

Several studies are done in collaboration with reputed institutions:

- 3M Labs in Bangalore for utilization of Instron Universal Testing Machine.
- Indian Institute of Science, Bangalore.
- Bapuji Institute of Engineering and Technology for testing of orthodontic biomaterials, Davangere.

## 7. Details of programs discontinued, if any, with reasons

NIL

## 8. Examination System: Annual/Semester/Trimester/Choice Based Credit System

Examination System

University examination is Annual.

Institution - every 6month internal assessment examination is conducted to evaluate the students

## 9. Participation of the department in the courses offered by other departments

- A compulsory training in **research methodology** is availed by our students every year which is conducted by RGUHS Bangalore.
- A compulsory training in **biostatistics** is availed by our students every year which is conducted by Department of Public Health Dentistry.
- A compulsory training in **PNAM (Nasoalveolar moulding)** is availed by our students every year which is conducted by Department of Pedodontics.

## 10. Number of teaching posts sanctioned, filled and actual (Professors/Associate Professors/Asst. Professors/others)

	Sanctioned	Filled	Actual (including CAS & MPS)
Professor		5	
Associate Professor/Reader		1	
Assistant Professor			
Lecturer		5	
Tutor / Clinical Instructor		4	
Senior Resident			



## 11. Faculty profile with name, qualification, designation, area of specialization, experience and research under guidance

Name	Qualification	Designation	Specialization	No. of Years of Experience
Dr.K.Sadashiva Shetty	M.D.S.	Professor & Head of Department and Principal	Orthodontics	35 yr
Dr. E.T. Roy	M.D.S.	Professor, Emeritus	Orthodontics	20 yr
Dr.Vijay .N.	M.D.S.	Professor	Orthodontics	18 yr
Dr. Kiran Kumar H C	M.D.S.	Professor	Orthodontics	10 yr 6 months
Dr. Prakash A T	M.D.S.	Professor	Orthodontics	10 yr 2 months
Dr. Deepthishiri	M.D.S.	Reader	Orthodontics	6 yr 8 months
Dr.Sharath Kumar	M.D.S.	Snr. Lecturer	Orthodontics	3 yr
Dr. Ivor D'Souza	M.D.S.	Snr. Lecturer	Orthodontics	3 yr
Dr.Karthik Shetty	M.D.S.	Lecturer	Orthodontics	9 months
Dr.Dadu Saim	M.D.S.	Lecturer	Orthodontics	7 months
Dr.Ridhi Chawla	M.D.S.	Lecturer	Orthodontics	6 months

## 12. List of senior Visiting Fellows, adjunct faculty, emeritus professors

Dr E T Roy – Professor Emeritus

## 13. Percentage of classes taken by temporary faculty – program-wise information

NIL

## 14. Program-wise Student Teacher Ratio

BDS: 10:1 (theory), Clinical Postings 1:1

MDS: 1:1

## 15. Number of academic support staff (technical) and administrative staff: sanctioned, filled and actual

Academic support staff	Sanctioned	filled	Actual
Computer programmer		2	
Staff Nurse		1	
Dental Hygienist		1	
Dental Technician		1	
Other Staff		3	

## 16. Research thrust areas as recognized by major funding agencies

Basic research: Cephalometric studies & Orthodontic Biomaterials.

Clinical research: Newer materials, newer handling techniques and instrumentation.

Preventive and Interceptive: studies on preventive orthodontics and Jaw modulation procedures.

Corrective: Studies on tooth malpositions, surgical corrections of jaw bases and stability following corrections.

## 17. Number of faculty with ongoing projects from a) national b) international funding agencies and c) Total grants received. Give the names of the funding agencies, project title and grants received project-wise.

Sl. No	Staff name	Research
1.	Dr. Ivor D'Souza Dr. K. Sadashiva Shetty Dr. Kiran Kumar H.C. Dr. Shravan Kumar H.K	Effect of different growth patrons on anchorage control with Pre adjusted edgewise appliance
2.	Dr. Sharath S. Kumar Dr. Vijay N.	Corrosion of orthodontic miniscrews in alcoholic solution- an Electrochemical study
3.	Dr. Siam Dr. Riddhi	From catastrophe to convalescence : An interdisciplinary approach
4.	Dr. Karthik	Surgery : First approach
5.	Dr. Deepthi Shiri	Incidence of mandibular canine impaction and transmigration in Davangere population

## 18. Inter-institutional collaborative projects and associated grants received

### a) National collaboration:

- 3M Labs in Bangalore for utilization of Instron Universal Testing Machine.
- Indian Institute of Science, Bangalore.
- Bapuji Institute of Engineering and Technology, Davangere.
- 3M India Ltd, for supply of orthodontic brackets, wires and adhesive for research work.

### b) International collaboration: Nil

## 19. Departmental projects funded by ICMR; DST-FIST; UGC-SAP/CAS, DPE; DBT, ICSSR, AICTE, etc.; total grants received. NIL

## 20. Research facility / centre with

- State recognition: MDS centre Orthodontics recognized by the state university.





# Bapuji Dental College & Hospital



PhD centre for Orthodontics recognized by the state university.

- National recognition: MDS centre Orthodontics recognized by the state university.

PhD centre for Orthodontics recognized by the state university.

- International recognition: NIL

## 21. Special research laboratories sponsored by / created by industry or corporate bodies

Speciality clinic - an exclusive clinic for treatment and management of cleft and palate cases and severe craniofacial deformities involving multidisciplinary approach.

Indigenously designed electronic orthodontic testing machine ,torque gauge and model orientation table for research work

## 22. Publications:

Number of papers published in peer reviewed journals (national / international): National-36, International-12

Chapters in Books:

SN	Faculty Members	Chapter Name of the book	Name of the Publisher	Year of Publications
1.	Dr. K .Sadashiva Shetty	Cephalometrics Text book of Pediatric Dentistry (4 <sup>th</sup> Edition)	Arya Medi Publishing House Pvt. Ltd.	2012
2.	Dr. Kiran Kumar H.C.	Cleft lip and palate Text Book of Orthodontics (1 <sup>st</sup> Edition) Gauri Shankar	PARAS Hyderabad, New Delhi	2011
3.	Dr. A.T. Prakash	Cephalometrics Text Book of Orthodontics (1 <sup>st</sup> Edition) Gauri Shankar	PARAS Hyderabad, New Delhi	2011

Books edited: NIL

Books with ISBN with details of publishers: NIL

Number listed in International Database (For e.g. Web of Science, Scopus, Humanities International Complete, Dare Database - International Social Sciences Directory, EBSCO host, Medline, etc.): 36 National, 12 International

Citation Index – range / average:

SNIP

SJR

Impact Factor – range / average:

h-index



# Bapuji Dental College & Hospital



### 23. Details of patents and income generated

Nil

### 24. Areas of consultancy and income generated

Academic consultancy - The department under the supervision of the H.O.D conducts ever year national workshop on treatment mechanics in orthodontics for four days. The income generated is utilized for continuous improvement of department infrastructure and learning resources.

### 25. Faculty selected nationally / internationally to visit other laboratories / institutions / industries in India and abroad

**National -18 Faculties**

**International – 1 Faculty**

Faculty Name	International
Dr.K.Sadashiva Shetty	<b>Hands on Course on MBT Treatment Mechanics</b> conducted by Sri Lankan Orthodontic Society at Dental Institute, Ward Place, Colombo-7, Srilanka, 12 <sup>th</sup> – 13 <sup>th</sup> March 2012.

### 26. Faculty serving in

**a) National committees b) International committees c) Editorial Boards:**

Faculty Name	Post held	Name of Journal	National/ International
<b>Dr.K.Sadashiva Shetty</b>	Member of Editorial Board Reviewer of Journals	1. Contemporary Clinical Dentistry 2. International Journal of Oral Health Sciences 3. Journal of Indian Orthodontic Society	National
Dr. Kiran Kumar H C	Member of Editorial Board Reviewer of Journals	1. International Journal of Oral Health Sciences 2. Journal of Indian Orthodontic Society	National
Dr. A.T.Prakash	Member of Editorial Board Reviewer of Journals	1. International Journal of Oral Health Sciences	National



d) Any other (specify)

## **27. Faculty recharging strategies (Refresher / orientation programs, workshops, training programs and similar programs).**

Dr K Sadashiva Shetty – 7 programs

DR. VIJAY N – 3 programs

DR KIRAN KUMAR H. C. - 15

DR PRAKASH A. T - 12

DR. DEEPTHI SHIRI - 7

DR. SHARATH KUMAR - 8

DR IVOR D'SOUZA - 8

DR. KARTHIK SHETTY - 7

DR. DADU SAIM -13

DR. RIDHI CHAWLA -7

## **GUEST LECTURE & WORKSHOPS CONDUCTED**

### **DR.K SADASHIVA SHETTY**

GUEST LECTURES - 37 and WORKSHOP -11

### **DR. E. T. ROY**

WORKSHOP -3

### **DR VIJAY N.**

WORKSHOP -4

### **DR.KIRAN KUMAR H. C.**

GUEST LECTURES – 2 and WORKSHOP - 12

### **DR.A T PRAKASH**

WORKSHOP - 5

### **DR.DEEPTHI SHIRI**

WORKSHOP - 4

### **DR.SHARATH KUMAR**

WORKSHOP - 3

### **DR.IVOR D'SOUZA**

WORKSHOP - 4



**DR. KARTHIK SHETTY**  
WORKSHOP - 2

**DR. RIDHI CHAWLA**  
WORKSHOP -1

### 28. Student projects

- Percentage of students who have taken up in-house projects including inter-departmental projects: 100%
- Percentage of students doing projects in collaboration with other universities / industry / institute: 100%

### 29. Awards / recognitions received at the national and international level by

#### A. FACULTY 2014-2015

Achievements -5 in 2015-2016 and Article – 1 in 2014

#### STUDENTS Award Undergraduates

1. Indian Dental Association Awards (Orthodontics) -2
2. University ranks in the subject of Orthodontics – 5

B. Postgraduates:

UNIVERSITY RANKS 1 in 2015

B. Postgraduates:

Paper presentation 8 and Table Clinic – 1, Poster presentations -1

Quiz Competition -1

Cultural events -1

Other presentations- 29

### 1. Seminars/ Conferences/Workshops organized and the source of funding (national / international) with details of outstanding participants, if any.

SN	TOPIC, PLACE AND DATE	YEAR
1.	In the month of December Dr. Anisha manjeni conducted a symposium on “Contemporary Edgewise Mechanics” and delivered a lecture on Intrusion arches for a Post conference course during the 45 <sup>th</sup> IOC, Mangalore.	2010
2.	In the month of March Dr. K. Sadashiva Shetty delivered a Symposium on MBT treatment mechanics during 45 <sup>th</sup> IOC held at Pai International Auditorium, Mangalore.	2011



# Bapuji Dental College & Hospital



3.	“Hands on Course on MBT Treatment Mechanics” IDST-Modinagar, Uttar Pradesh December 12 <sup>th</sup> – 14 <sup>th</sup> – 2011,	2011
4.	Hands on Course on MBT Treatment Mechanics – June., BDCH, Davangere.	2011
5.	“Hands on Course on Mechanics in Orthodontics” at 16 <sup>th</sup> IOS PG students convention held at Gitam Dental College & Hospital, Vishakapatnam, March 16 <sup>th</sup> – 20 <sup>th</sup> 2012.	2012
6.	“Hands on Course on MBT Treatment Mechanics conducted by Sri Lankan Orthodontic Society at Dental Institute, Ward Place, Columbo-7, Srilanka, 12 <sup>th</sup> – 13 <sup>th</sup> March 2012.	2012
7.	“Hands on Course on Correction of Deepbite and 2x4 Appliances” at 9 <sup>th</sup> National Post Graduate convention, ISPPD held at Coorg Institute of Dental Sciences, Feb. 23 <sup>rd</sup> -25 <sup>th</sup> 2012, Virajpet.	2012
8.	Interactive product orientation workshop on “Clear Path Aligners” 26 <sup>th</sup> July. Dept. of Orthodontics, Bapuji Dental College & Hospital, Davangere.	2012
9.	“Hands on Course on MBT Treatment Mechanics” on 1 <sup>st</sup> to 4 <sup>th</sup> August at Bapuji Dental College & Hospital, Davangere	2013
10.	“A Comprehensive Hands on Course On MBT Technique, on 7 <sup>th</sup> – 9 <sup>th</sup> June 2013 at PMS College of Dental Science and Research, Trivandrum.	2013
11.	<b>Interdisciplinary Clinical Meet</b> Orthodontics Oral Surgery Periodontics Suma Jadav, O.P. No. 180138, Complications of premaxillary setback	2013
12.	<b>Interdisciplinary Clinical Meet</b> Orthodontics Oral Surgery Periodontics Case Presented by Dr. Rahul Diwan <b>Miss. Asma Banu 13 years/F</b>	2013
13.	<b>Interdisciplinary Clinical Meet</b> Orthodontics Oral Surgery Periodontics Case Presented by Dr. Kanupriya <b>Miss. Keerthana, 11 years / F</b>	2013
14.	Pre Convention Course – “ <b>Our Experience with Growth Modulation</b> ” - 17 <sup>th</sup> IOS PG Students convention, Mangalore 28 <sup>th</sup> Feb.	2013
15.	“Hands on Course on MBT Treatment Mechanics” on 1 <sup>st</sup> to 4 <sup>th</sup> August at	2013



# Bapuji Dental College & Hospital



	Bapuji Dental College & Hospital, Davangere	
16.	“Hands on Course on MBT Treatment Mechanics” on 31 <sup>st</sup> July – 3 <sup>rd</sup> August 2014 at Davangere.	2014
17.	“Hands on Course on MBT Treatment Mechanics” on 2 <sup>nd</sup> – 4 <sup>th</sup> April 2014 at Jaipur.	2014
18.	“Hands on Course on MBT Treatment Mechanics” on 20 <sup>th</sup> July – 23 <sup>rd</sup> July at Davangere.	2015
19.	“Accelerated Tooth Movement / Advances In Tissue Biology” at Bapuji Dental College & Hospital, Davangere, Karnataka, India on 2 <sup>nd</sup> March. Dr. Joseph Kunnel	2015
20.	“Hands on Course on MBT Treatment Mechanics” on at Lucknow Davangere.	2015

### 31. Code of ethics for research followed by the departments

Every study/research proposal is forwarded to the Institutional review board which reviews the relevance of the study and the research methodology used. If the study is found fit for the same it is then forwarded to the ethical committee. There it undergoes rigorous scrutiny for following the ethical code by a committee formed as per standardized recommendations. Only when the study is found to be fit under all ethical aspects, it is given approval and the permission to begin. If not, modifications are suggested to the study design and resubmission to IRB is suggested.

### 32. Student profile program-wise:

Data available in the department

### 33. Diversity of students

Data available in the department

### 34. How many students have cleared Civil Services and Defense Services examinations, NET, SET, GATE, USMLE, PLAB, GPAT, NCLEX, CGFNS, IELTS and other competitive examinations? Give details category-wise.

Nil

### 35. Student progression

Data available in the department

### 36. Diversity of staff

<b>Percentage of faculty who are graduates</b>	
of the same university(RGUHS)	Dr.Deepthi shiri Dr.Sharath kumar



# Bapuji Dental College & Hospital



	Dr.Karthik shetty Y. Dr.Dadu Saim Dr. Ridhi Chawla
from other universities within the State	Dr. E.T Roy Dr N Vijay Dr.Kiran kumar H.C. Dr AT Prakash
from universities from other States	Dr. K Sadashiva shetty

Percentage of faculty who are post graduates	
of the same university(RGUHS)	Dr.Kiran kumar H.C. Dr.A.T.Prakash Dr.Deepthi shiri Dr.Karthik shetty Y. Dr.Dadu Saim Dr. Ridhi Chawla
from other universities within the State	Dr. E.T Roy Dr N Vijay Dr.Sharath Kumar
from universities from other States	Dr. K Sadashiva shetty

**37. Number of faculty who were awarded M.Phil., DM, M Ch, Ph.D., D.Sc. and D.Litt. during the assessment period**

NIL

**38. Present details of departmental infrastructural facilities with regard to**

- Library : we have library with Internet facilities for staff and students
- Total number of class rooms : one U.G. Class room and one seminar room
- Class rooms with ICT facility and 'smart' class rooms: one
- Students' laboratories : 2, one dry Lab and one wet Lab.
- Research laboratories :NIL



# Bapuji Dental College & Hospital



## 39. List of doctoral, post-doctoral students and Research Associates

a) from the host institution/university:

1.	Dr Suvidha rajan	2015-2018
2.	Dr . Nishita	2015-2018
3.	Dr . Nadeem	2015-2018
4.	Dr. Nayeem mohammed	2015-2018
5.	Dr. Chethan	2015-2018
6.	Dr. S Lakkol	2015-2018
7.	Dr Arushi Jaiswal	2014-2017
8.	Dr Prateek	2014-2017
9.	Dr Bhanu	2014-2017
10.	Dr Manasa	2014-2017
11.	Dr faraz	2014-2017
12.	Dr Mohd Zoheb	2014-2017
13.	Dr Rahul bachwani	2013-2016
14.	Dr Rengalakshmi	2013-2016
15.	Dr Praneeth	2013-2016
16.	Dr Chandan kumar	2013-2016
17.	Dr Prahlad Shenava	2013-2016
18.	Dr Tara P.	2012-2015
19.	Dr Ridhi Chawla	2012-2015
20.	Dr Karthik Shetty Y	2012-2015
21.	Dr Gargi sarkar	2012-2015
22.	Dr Amritpal singh	2012-2015
23.	Dr Venkatesh palankar	2012-2015
24.	Dr Chris saldana	2011-2014
25.	Dr Kanupriya aggarwal	2011-2014
26.	Dr Sonu P raju	2011-2014
27.	Dr Juline	2011-2014
28.	Dr Jasleen Kaur	2011-2014
29.	Dr Naveen	2011-2014
30.	Dr Rahul diwan	2010-2013
31.	Dr Ivor Dsouza	2010-2013

Post Box No. 326, M.C.C. 'B' Block, Davangere





# Bapuji Dental College & Hospital



32.	Dr harshvardhan	2010-2013
33.	Dr Sana	2010-2013
34.	Dr Jayashree	2010-2013

b) from other institutions/universities:

NIL

## 41. List the distinguished alumni of the department (maximum 10)

### Professors in various colleges in India:

1. Dr. Shivaprakash – H.O.D. C.O.D.S ,Davangere
2. Dr. Ganesh – Professor and head – Dental college, Gulbarga
3. Dr .Dinesh –Principal , Professor and Head, RV Dental college, Bangalore
4. Dr. Shivalinga – Professor and Head, JSS dental college, Mysore.
5. Dr. Prashanth Kamat- Professor, Vaidehi Dental college, Bangalore
6. Dr. E.T. Roy – Professor, BDCH, Davangere
7. Dr. A.V. Arun- Professor, Saveetha Dental College, Chennai
8. Dr. Vijay N. - Professor, BDCH, Davangere
9. Dr. Sudhir Munjal- Professor, Punjab
10. Dr. Md. Mushtaq- Professor and Head, Jammu & Kashmir
11. Dr.Akshai Shetty- Professor, RV Dental College, Bangalore
12. Dr. Kishore MSV, Professor and Head, SVS DENTAL COLLEGE

### Commonwealth countries:

1. Dr. Suresh- private practice in Canada
2. Dr. Mandeep Sood - private practice in Canada
3. Dr. Sanjay Jayram- private practice in New Zealand

### Middle East countries:

1. Dr.Monir Zaki - MOH, Oman.
2. Dr.Viswapurna - Oman Dental College,Oman.
3. Dr. Murugesh- Muscat
4. Dr. Deepak – Kuwait
5. Dr. Saji Johan Mathew – Dubai
6. Dr. Vishwanath – Dubai
7. Dr. Shehab Umar – UAE
8. Dr. Shimsha Jacob- UAE
9. Dr. Abdul hakeem- Saudi Arabia

Post Box No. 326, M.C.C. 'B' Block, Davangere



# Bapuji Dental College & Hospital



**10. Dr. Prem K.- UAE**

**11. Dr. Jebby Jacob- UAE**

**12. Dr. ALireza Jaffari – Iran**

The following Post graduate students have successfully cleared the M.Ortho exam conducted by The Royal College of Surgeons, Edinburgh & Glasgow, U.K.

**THE FOLLOWING ARE THE ALUMNI MEMBERS  
WHO HAVE COMPLETED THE M. ORTH, RCSED**

1.	Dr. Ganesh P.
2.	Dr. Sanjay Jayaram
3.	Dr. Mandeep Sood
4.	Dr. Ketan Parakh
5.	Dr. Sanjay Ganeshkar
6.	Dr. Abdul Hakeem
7.	Dr. Ramana Reddy
8.	Dr. Prem K.
9.	Dr. Ali Reza Jafari
10.	Dr. Jebby Jabob
11.	Dr. Kishore M.S.V.
12.	Dr. Rajesh Reddy
13.	Dr. Akshai Shetty
14.	Dr. Vishal Gupta
15.	Dr. Rajesh Agarwal
16.	Dr. Manish Goel
17.	Dr. Prashanth G.S.
18.	Dr. Ashish Gupta
19.	Dr. Vishwapoorna P.S.
20.	Dr. Monir
21.	Dr. A.T. Prakash
22.	Dr. Viren Poori
23.	Dr. Kiran Kumar H.C.
24.	Dr. Varun Malhotra
25.	Dr. Mitun Shetty
26.	Dr. Naveen M.S.

**Post Box No. 326, M.C.C. 'B' Block, Davangere**

27.	Dr. Rohit Madan
28.	Dr. Viswhanath Kedilaya
29.	Dr. Amesh Golwara
30.	Dr. Deepthi Shiri
31.	Dr. Ramanujulu T
32.	Dr. Sreekrishnan B.
33.	Dr. Sharath Kumar N.S.

**THE FOLLOWING ARE THE ALUMNI MEMBERS WHO HAVE COMPLETED THE DIPLOMAT OF INDIAN BOARD OF ORTHODONTICS. (DIBO)**

1.	Dr. K. Sadashiva Shetty
2.	Dr. Ramanujuly T.
3.	Dr. E.T. Roy
4.	Dr. Ketan Parekh
5.	Dr. Sanjay Ganeshkar
6.	Dr. Ramana Reddy
7.	Dr. Kiran Kumar H.C.
8.	Dr. A.T. Prakash

**Alumni members who has cleared Diploma National Board Exam. (DNB)**

1.	Dr. Alireza Jafari
----	--------------------

**42. Give details of student enrichment programs (special lectures / workshops / seminar) involving external experts.**

SN	Name	Topic, Place & Date	Year
1.	Dr. Joseph Kunnel	“Accelerated Tooth Movement / Advances In Tissue Biology” At Bapuji Dental College & Hospital, Davangere, Karnataka, India On 2 <sup>nd</sup> March 2015.	2015
2.	Dr. Sreedevi Dakaraju Ajith	“My Experiences As A Teacher And A Consultant” At Bapuji Dental College & Hospital, Davangere, Karnataka On 23 <sup>rd</sup> August 2012	2012
3.	Dr. Sunil Sunny	“Diagnosis, Treatment Plan And Mechanics – A Lateral Thinking” At Bapuji Dental College &	2011



# Bapuji Dental College & Hospital



		Hospital, Davangere, Karnataka On 14 <sup>th</sup> June 2011	
4.	Dr. Daniel Suresh	“My Experiences As A Teacher And A Consultant In Various Parts Of The World” At Bapuji Dental College & Hospital, Davangere, Karnataka On 22 <sup>nd</sup> March 2011	2011

### 43. List the teaching methods adopted by the faculty for different programs including clinical teaching.

Teaching methods include conventional as well as sophisticated methods such as:

- a. Lectures followed by preclinical and clinical demonstrations
- b. Power point presentations on various aspects in Orthodontics
- c. Videos on clinical procedures
- d. Problem based learning
- e. Mentorship learning
- f. Group discussions
- g. Two level case discussion
- h. Model demonstrations
- i. Working on typhodonts
- j. Interdisciplinary meeting
- k. Journal club meeting followed by evaluation of research work on individual basis
- l. Seminars presentation
- m. Clinical case audit meeting

### 44. How does the department ensure that program objectives are constantly met and learning outcomes are monitored?

There is a continuous performance assessment for both undergraduates and postgraduates through CPA cards. Every month an intradepartmental and interdepartmental meet are held to assess the report and relevant course of action for underperformers is decided. After every internal, student assessment is sent to the Student Mentorship Committee and remedial measures as suggested by the committee is taken. Students who are irregular to the classes and clinics due to personal issues and students who are consistent underperformers are referred to the counselling committee.

### 45. Highlight the participation of students and faculty in extension activities.



# Bapuji Dental College & Hospital



Students and Faculty are actively involved in educating and motivating the public about balance in orofacial structures required and its maintenance thereafter, educational videos and cases for the same are also duly updated and displayed.

- Free treatment for cleft lip & palate & syndrome cases – 50 Nos.
- School screening programme for functional appliances – 60 Nos.
- Radiographs taken for these patients is made free of cost.
- Conducting Teacher Training Program
- Smile torch program under the IOS banner to spread about the message of smile.

## 46. Give details of “beyond syllabus scholarly activities” of the department.

### Contribution to text books

SN	Faculty Members	Chapter Name of the book	Name of the Publisher	Year of Publications
1.	Dr. K .Sadashiva Shetty	Cephalometrics Text book of Pediatric Dentistry (4 <sup>th</sup> Edition)	Arya Medi Publishing House Pvt. Ltd.	2012
2.	Dr. Kiran Kumar H.C.	Cleft lip and palate Text Book of Orthodontics (1 <sup>st</sup> Edition) Gauri Shankar	PARAS Hyderabad, New Delhi	2011
3.	Dr. A.T. Prakash	Cephalometrics Text Book of Orthodontics (1 <sup>st</sup> Edition) Gauri Shankar	PARAS Hyderabad, New Delhi	2011

Dr. Kiran Kumar H.C. Oral Health Awareness, Brush twice daily and distribution of Brush and paste in KLE school, Haveri.

## 47. State whether the program/ department is accredited/ graded by other agencies? If yes, give details.

Yes, accredited by NAAC.

## 48. Briefly highlight the contributions of the department in generating new knowledge, basic or applied.

The department has contributed in generating new knowledge by conducting interdisciplinary clinical meet, routine discussion on basic sciences at weekly intervals by conducting combined



Journal club followed by discussion and work progress pertaining to their research work, alumni guest lectures, hands on course on various aspects of orthodontics and orthopaedics, two level case discussions for better understanding and delivery of treatment and grading system for undergraduate and post graduates and pre clinical wire bending with emphasis on basic sciences and its relevance in clinical application and Audit presentation of treated cases for continuous improvement in patient delivery and quality treatment.

## **49. Detail five major strength, weakness, opportunities & challenges (SWOC) of the Department**

### **Strength:**

1. A very knowledgeable and visionary Head of the Department along with other well qualified and talented staff members who believe in constantly updating their knowledge.
2. Strong patient treatment, follow up protocol, feedback system and grievances readdress system which leaves very little room for dissatisfaction for patients.
3. A problem based study design pattern where the learning is not just limited to theory but case based application as well as a comprehensive teaching model enclosing both theory and practical skills.
4. Good infrastructure including latest equipments which we keep constantly upgrading.
5. Friendly and well qualified non-teaching staff who are the pillars of our department.
6. A well planned sterilization and disinfection protocol on daily basis.

### **Weakness:**

1. 100% patients follow up (currently 80-90%)
2. Not having adjunct International faculty

### **Opportunities**

1. In the rapid growing field of Orthodontics; we look forward to doing new researches and developing new hypothesis.
2. We promote the inquisitive attitude of students by allowing them to come up with innovative ideas.
3. Rapid increase in the number of national and international publications
4. Lectures by reputed national and international speakers
5. Interaction with the students and faculty in the field of Orthodontics at various National conferences and conventions.

### **Challenges**

1. Spreading the awareness about need of orthodontic treatment to all strata of community



2. Patient education and awareness about the impact of balanced craniofacial structures on overall individual's development
3. Patient education and awareness about newer treatment modalities
4. To do the best treatment with minimum cost required
5. To comprehensively manage complex, mutilated and syndrome cases such as those requiring multidisciplinary approach.

## **50. Future plans of the department**

- Our Department aims to bring knowledge to the doorstep of our students. In future we wish to conduct regular Continuing Dental Education (C.D.E.) programme with the aim of enhancing knowledge of our postgraduates and also to impart knowledge to undergraduates related to the speciality.
- Conduct regular camps in remote areas around Davangere and ensure best treatment for those patients in the department.
- Make special effort towards reaching out to patients with craniofacial syndromes.
- Make efforts to work in collaboration with funding agencies for department research in order to promote scientific temperament
- Add newer advanced equipments to the department so that our students can avail state of art facilities both in research and clinical practice.
- To host conferences and conventions both at National and International level.
- To organize various Webinars in the subject of Orthodontics.
- Inviting more and more International and National level guest speakers to enlighten the knowledge of Orthodontics and to be in the leading front in the respected field.



# Bapuji Dental College & Hospital



## Evaluative Report Of The Department

**1. Name of the Department :** ORAL AND MAXILLOFACIAL SURGERY

**2. Year of establishment:** 1988

**3. Is the Department part of a college/Faculty of the university?**

YES – PART OF BAPUJI DENTAL COLLEGE AND HOSPITAL AND AFFILIATED TO RAJIV GANDHI UNIVERSITY OF HEALTH SCIENCES, BENGALURU.

**4. Names of programs offered (UG, PG, Pharm D, Integrated Masters; M.Phil., Ph.D., Integrated Ph.D., Certificate, Diploma, PG Diploma, D.M./M.Ch., Super specialty fellowship, etc.)**

Under graduate and post graduate

**5. Interdisciplinary programs and departments involved**

SL NO	DATE		TOPIC	DEPT
1.	01/10/13	ICM	BASICS OF INTERPRATING IOPA AND OPG	ALL DEPT'S
2.	09/07/13	ICM	ENDO-PERIO RELATIONSHIP	ENDODONTICS, PERIODONTICS AND PEDODONTICS
3.	04/06/13	ICM	CASE OF FIBROUS/BONY ANKYLOSIS OF TM,J/ CONDYLAR HYPOPLASIA	ORAL SURGERY AND ORAL MEDICINE
4.	07/05/13	ICM	TREATMENT OPTIONS IN IMPLANTS	ORTHODONTICS, PROSTHODONTICS AN DIMPLANTS
5.	09/04/13	ICM	INTERESTING AND CHALLENGING CASES	ORAL MEDICINE, ORAL PATHLOGY, PEDODONTICS AND ENDODONTICS
6.	06/01/15	ICM	OROFACIAL GRANULOMATOSIS	ALL DEPTS
7.	03/02/15	ICM	PEDIATRIC POST TRAUMATIC TMJ ANKYLOSIS	ALL DEPTS
8.	03/03/15	ICM	MANAGEMENT OF FACIAL	ALL DEPTS





# Bapuji Dental College & Hospital



			ASYMMMETRY	
9.	07/04/15	ICM	NASOALVEOLAR MOULDING- MOLDING A BROKEN SMILE	ALL DEPTS
10.	05/05/15	ICM	VISTA-A NOVEL APPROACH FOR TREATING MULTIPLE GINGIVAL RECESSIONS	ALL DEPTS
11.	02/06/15	ICM	CONS AND ENDO	ALL DEPTS
12.	07/07/15	ICM	PROSTHETIC REHABILITATION OF ACQUIRED MAXILLOFACIAL DEFECTS	ALL DEPTS
13.	04/08/15	ICM	ORAL PATH	ALL DEPTS
14.	01/09/15	ICM	SHARED CLINICAL DECISION MAKING- A PINNACLE OF PATIENT CENTERED CARE	ALL DEPTS

### 6. Courses in collaboration with other universities, industries, foreign institutions, etc.

1. National Aerospace Centre For Research, Bangalore Hyperbaric Oxygen Therapy
2. SDM Institute Of Dental Sciences, Dharwad
3. Kidwai Institute Of Oncology, Bangalore
4. Kasturba Medical College, Manipal
5. K.L.E. Institute Of Dental Sciences, Belagavi.
6. Shri Ramachandra Institute Of Medical Sciences, Chennai
7. SS Institute Of Medical Sciences And Research Center, Davangere
8. Bapuji Hospital, Davangere
9. Chigateri Government Hospital, Davangere
10. Karnataka Cancer Institute, Navanagar, Hubli.

### 7. Details of programs discontinued, if any, with reasons

-----NIL-----

### 8. Examination System: Annual/Semester/Trimester/Choice Based Credit System

#### PROFORMA FOR SUBJECT INDEX

**Subject:** Oral & Maxillofacial Surgery

**Degree:** MDS

Sl. No.	Year / Month/ Batch	Total marks obtained by the students who have passed that subject in that particular year	Total number of students who have passed that subject in that particular year	Subject index
1	May 2011	2524	6	60.09%
2	May 2012	2204	6	61.22%
3	May 2013	2231	6	61.97%
4	May 2014	2258	6	62.72%

## PROFORMA FOR SUBJECT INDEX

**Subject:** Oral & Maxillofacial Surgery

**Degree:** BDS

Sl. No.	Year / Month/ Batch	Total marks obtained by the students who have passed that subject in that particular year	Total number of students who have passed that subject in that particular year	Subject index
1	2011 June RS -2	10192	64	63.70%
2	2011 December RS -2	5294	34	62.28
3	2012 July RS -2	1524	10	60.96%
4	2012 December RS -2	1076	8	53.8%
5	2013 June RS -2	793	5	63.44%
6	2012 July RS -3	4635	35	66.21%
7	2012 December RS -3	524	4	65.50%
8	2013 June RS -3	6785	65	52.19%
9	2013 December RS -3	1607	13	61.80%
10	2014 June RS -3	6900	53	65.09%
11	2014 December RS -3	1991	17	58.55%

Post Box No. 326, M.C.C. 'B' Block, Davangere

## 9. Participation of the department in the courses offered by other departments

- Implantology Course at Bapuji Implant Center, BDCH, Davangere.
- Maxillofacial Prosthetic Rehabilitation at Dept. of Prosthodontics, BDCH, Davangere.
- Cephalometric Analysis & Prediction Tracing at Dept. of Orthodontics, BDCH, Davangere.
- Soft tissue lasers in maxillofacial surgery, Dept. of Periodontics, BDCH, Davangere.
- Peripheral Medical Postings at Dept. of General Medicine, General Surgery, Orthopedics, Anesthesia, E.N.T., Neurosurgery.

## 10. Number of teaching posts sanctioned, filled and actual (Professors/Associate Professors/Asst. Professors/others)

Number of teachers sanctioned and present position	<b>Sanctioned- NIL</b>	<b>Filled</b> Professors – 3 Readers – 03 Assistant Professors – 01 Senior lecturers- 01 Lecturers- 02 Tutor/clinical instructor- nil
--	----------------------------	---

## 11. Faculty profile with name, qualification, designation, area of specialization, experience and research under guidance

NAME	QUALIFICATION	DESIGNATION	SPECIALIZATION	NO. OF YEARS OF EXPERIENCE
1. DR KIRTHI KUMAR RAI	MDS	PROFESSOR AND HEAD OF THE DEPARTMENT	ORAL & MAXILLOFACIAL SURGERY	22YRS 5MONTHS
2. DR. UMA SHANKARA.K.V	MDS	PROFESSOR	ORAL & MAXILLOFACIAL SURGERY	From till date; 13YRS
3. DR H.R.SHIVA KUMAR	MDS	PROFESSOR	ORAL & MAXILLOFACIAL SURGERY	From 15-07-2003 till date; 12YRS
4. DR.AMARNATH P UPASI	MDS	READER	ORAL & MAXILLOFACIAL SURGERY	From 09-07-2007 till date; 8yrs

5. DR. GEETHA N.T	MDS	READER	ORAL & MAXILLOFACIAL SURGERY	From 10-06-2009 till date; 6yrs
6. DR. NANDA KISHORE. D	MDS	READER	ORAL & MAXILLOFACIAL SURGERY	From 30-01-2010 till date; 5yrs 6months
7. DR. VINAYAK. G. N AIK	MDS	SENIOR LECTURER	ORAL & MAXILLOFACIAL SURGERY	From 21-10-2013 till date; 1yr 8months
8. DR. DEEPA. B. V	MDS	LECTURER	ORAL & MAXILLOFACIAL SURGERY	From 28-03-2014; 1yr 3months
9. DR. AMITH HADHIMANE	MDS	LECTURER	ORAL & MAXILLOFACIAL SURGERY	From 20-10-2014 till date; 1yr 3months

### 11. List of senior Visiting Fellows, adjunct faculty, emeritus professors

.....NONE.....

### 12. Percentage of classes taken by temporary faculty – program-wise information

1. Dr. Vijay Joseph, Plastic Surgeon on Model Surgery- 2%
2. Dr. Sunil Byadgi, Head & Neck Oncologist on Oral Cancer- 5%
3. Dr. Prabhu B.G. Anesthesiologist on Sedation & GA- 5%
4. Dr. Nitin Dandekar, Plastic Surgeon on Reconstructive Surgery- 2%

### 13. Program-wise Student Teacher Ratio

Ratio of students to teachers	10 : 1 (old) Mentorship: 6:1 for under graduates 1:1 for post graduates
-------------------------------	---

### 15. Number of academic support staff (technical) and administrative staff: sanctioned, filled and actual

Number of teachers sanctioned and present position	<b>Sanctioned-</b> NIL	<b>Filled</b> Professors – 3 Readers – 03 Assistant Professors – 01 Senior lecturers- 01 Lecturers- 02
--	---------------------------	---



# Bapuji Dental College & Hospital



	Tutor/clinical instructor- nil
Number of administrative staff	03 (three)
Number of (ACADEMIC SUPPORT STAFF) technical staff	05 (five)

## 16. Research thrust areas as recognized by major funding agencies

17. Number of faculty with ongoing projects from a) national b) international funding agencies and c) Total grants received. Give the names of the funding agencies, project title and grants received project-wise.

## 18. Inter-institutional collaborative projects and associated grants received

a) National collaboration b) International collaboration

.....NIL.....

## 19. Departmental projects funded by ICMR; DST-FIST; UGC-SAP/CAS, DPE; DBT, ICSSR, AICTE, etc.; total grants received.

.....NIL.....

## 20. Research facility / centre with

- state recognition
- national recognition
- international recognition

## 21. Special research laboratories sponsored by / created by industry or corporate bodies

-----NIL-----

## 22. Publications:

Staff name	Publications	Monographs	Awards
Dr. Kirthi Kumar Rai	International – 17 National - 17	-	2
Dr. Umashankara K.V.	International – 36 National - 11	-	-
Dr. Shivakumar H.R.	International – 6 National - 10	-	-
Dr. Amarnath P. Upasi	International – 1 National - 7	-	-
Dr. Geetha N.T.	International – 1 National - 7	1	
Dr. Nandakishore D.	International – 2 National - -	-	-
Dr. Vinayak G.N.	International – - National - 5	-	1



# Bapuji Dental College & Hospital



Dr. Deepa B.V.	International -- - National - -	-	-
Dr. Amith Hadhimane	International -- - National - 2	-	1

**DR. KIRTHI KUMAR RAI**  
**PROFESSOR AND HEAD**  
**Total 34 publications:**

**Awards:**

- Gold medal in Pedodontics(1989)
- Best outgoing student of the year (B.D.S.- 1989)

**DR. UMASHANKARA K. V.**

**PROFESSOR**

**36 INTERNATIONAL PUBLICATIONS and NATIONAL PUBLICATIONS 11**

**DR. SHIVAKUMAR H.R.**

**PROFESSOR 16 JOURNAL**

**DR. AMARNATH P. UPASI**

**READER**

**8 JOURNAL**

**DR. GEETHA N.T.**

**READER 9 Journal**

**Monograph Authored -1**

**DR. NANDAKISHORE D.**

**READER**

**2 CASE REPORTS IN DENTISTRY 2014 & 2013**

**DR. VINAYAK G.N.**

**SENIOR LECTURER**

**Post Box No. 326, M.C.C. 'B' Block, Davangere**



## 5 JOURNAL

DR. AMITH HADHIMANE

LECTURER

## 2 JOURNAL

### 23. Details of patients and income generated

#### PATIENTS DATA AND TREATMENT DONE

#### YEARLY STATISTICS OF IN PATIENTS AND OUT PATIENTS

YEAR- 2011	TOTAL NO. OF PATIENTS
CANCER SURGERY	03
TRAUMA	38
ORTHOGNATHICS	07
TMJ SURGERY	02
MINOR CASES	159
BIOPSY	108
IMPACTIONS	326
PLASTIC SURGERY	01
IRRIGATION AND DRESSINGS	3375
MISCELLANEOUS	59
EXODONTIA	3545
MLC	29
OUT PATIENTS	7344

YEAR- 2012	TOTAL NO. OF PATIENTS
CANCER SURGERY	14
TRAUMA	48
ORTHOGNATHICS	09



# Bapuji Dental College & Hospital



TMJ SURGERY	02
MINOR CASES	173
BIOPSY	92
IMPACTIONS	271
PLASTIC SURGERY	09
IRRIGATION AND DRESSINGS	3663
MISCELLANEOUS	59
EXODONTIA	3484
MLC	22
OUT PATIENTS	7481

## PATIENTS DATA AND TREATMENT DONE

### YEARLY STATISTICS OF IN PATIENTS AND OUT PATIENTS

YEAR- 2013	TOTAL NO. OF PATIENTS
CANCER SURGERY	17
TRAUMA	62
ORTHOGNATHICS	09
TMJ SURGERY	03
MINOR CASES	188
BIOPSY	98
IMPACTIONS	191
PLASTIC SURGERY	03
IRRIGATION AND DRESSINGS	3654
MISCELLANEOUS	61
EXODONTIA	3603
MLC	15





# Bapuji Dental College & Hospital



OUT PATIENTS	6936
--------------	------

YEAR- 2014	TOTAL NO. OF PATIENTS
CANCER SURGERY	17
TRAUMA	50
ORTHOGNATHICS	13
TMJ SURGERY	00
MINOR CASES	374
BIOPSY	104
IMPACTIONS	312
PLASTIC SURGERY	01
IRRIGATION AND DRESSINGS	3945
MISCELLANEOUS	58
EXODONTIA	3290
MLC	22
OUT PATIENTS	8000

## PATIENTS DATA AND TREATMENT DONE

### YEARLY STATISTICS OF IN PATIENTS AND OUT PATIENTS

YEAR- JAN – DEC 2015	TOTAL NO. OF PATIENTS
CANCER SURGERY	13
TRAUMA	64
ORTHOGNATHICS	09
TMJ SURGERY	00
MINOR CASES	458
BIOPSY	130



# Bapuji Dental College & Hospital



IMPACTIONS	350
PLASTIC SURGERY	03
IRRIGATION AND DRESSINGS	1978
MISCELLANEOUS	71
EXODONTIA	4091
MLC	27
OUT PATIENTS	12334

## 24. Areas of consultancy and income generated

Proposal of consultancy with S.S Hospital

## 25. Faculty selected nationally / internationally to visit other laboratories / institutions / industries in India and abroad

DR.KIRTHI KUMAR RAI Professor and HOD- Libya

DR.UMASHANKARA.K.V Professor – Cleft lip

DR.BHUSHAN AND DR.AMARNATH P.UPASI - Microvascular

## 26. Faculty serving in

National committees b) International committees c) Editorial Boards d) any other (specify)

- a) DR.KIRTHI KUMAR RAI ----- Editorial board faculty member of Annals of maxillofacial surgery
- b) DR.SHIVA KUMAR .H.R ----- **Institutional Review Board, BDCH**
- c) DR. NANDA KISHORE. D ----- Invited for **peer review** of few journals—Int J Medical and Pharmaceutical Case Reports, Open Access publication (UK) Journal, Br J of Medicine and Medical research (BJMMR), Invited to join as review board member in Indian Journal of Dental education

## 27. Faculty recharging strategies (Refresher / orientation programs, workshops, training programs and similar programs).

.....NONE.....

## 28. Student projects

- percentage of students who have taken up in-house projects including inter-departmental projects
- percentage of students doing projects in collaboration with other universities / industry / institute

## STUDENT PROJECTS

- PERCENTAGE OF STUDENTS WHO HAVE TAKEN UP IN-HOUSE PROJECTS INCLUDING INTERDEPARTMENTAL PROJECTS

SL. NO	NAME OF THE STUDENT	PROJECT	YEAR	INVOLVED - OTHER DEPARTMENTS
1.	Dr.Deepthi B	Ultrasound (us) and computed tomographic (ct) evaluation of cervical lymph node metastasis from oral cancer.	2011	Department of Oraal pathology
2.	Dr. Priya	Evaluation of role of autogenous platelet rich fibrin in healing and bone regeneration in mandibular 3 <sup>rd</sup> molar extraction sockets: A prospective study	2013	Department of Oral Pathology
3.	Dr.Shazia	A comparison between tumor volume and lymphatic metastasis using MRI in oral tongue carcinoma	2014	Department of Oral Pathology
4.	Dr.Shivani	Healing outcomes following use of iso-amyl 2 cyanoacrylate and silk sutures in alveoloplasty: A clinical and histological comparison	2014	Department of Oral Pathology

- PERCENTAGE OF STUDENTS DOING PROJECTS IN COLLABORATION WITH OTHER UNIVERSITIES/INDUSTRY/INSTITUTE

SL. NO	NAME OF THE STUDENT	PROJECT	YEAR	INVOLVED - OTHER INSTITUTES
1.	Dr. Deepthi B	Ultrasound (us) and computed tomographic (ct) evaluation of cervical lymph node metastasis from oral cancer.	2011	Department of Radiology and Department of General

				Pathology J.J.M Medical College and hospital
2.	Dr.Padmanidhi	Evaluation of trismus in patients following primary surgery and subsequent radiotherapy for oral cancer	2012	Department of Radiophysics Navanagar Cancer Hospital, Hubli Kidwai Institute of Oncology, Bangalore
3.	Dr. Sushmitha	Spirometric analysis in the assessment of pulmonary function in patients undergoing major maxillofacial surgical procedures.	2012	Department of Pulmonary medicine J.J.M Medical College and Hospital
4.	Dr.Parimal	Comparison of tru cut biopsy and incisional biopsy in achieving prompt diagnosis of maxillofacial pathology	2012	Department of Oral Pathology J.J.M. Medical College and Hospital
5.	Dr. Abhishek	Analysis of lipid profile alteration in serum plasma of patients with oral submucous fibrosis	2013	Department of Hematology J.J.M Medical college and Hospital
6.	Dr. Kavitha	Evaluation of serum levels of Insulin like Growth factor 1 and Insulin like Growth factor binding protein 3 in oral cancer patients	2013	M.S Ramaiah Medical College and Hospital, Bengaluru,
7.	Dr.Shazia	A comparison between tumor volume and lymphatic metastasis using MRI in oral tongue carcinoma	2014	Department of Radiology and Department of General Pathology J.J.M Medical College and hospital

## 29. Awards / recognitions received at the national and international level by

- Faculty

Post Box No. 326, M.C.C. 'B' Block, Davangere



# Bapuji Dental College & Hospital



- Doctoral / post doctoral fellows
- Students

**30. Seminars/ Conferences/Workshops organized and the source of funding (national / international) with details of outstanding participants, if any.**

Live surgical workshop on RECONSTRUCTIVE MICROSURGERY-PRINCIPLES AND APPLICATION IN MAXILLOFACIAL REGION

**31. Code of ethics for research followed by the departments**

**32. Student profile program-wise:**

**33. Diversity of students**

**34. How many students have cleared Civil Services and Defense Services examinations, NET, SET, GATE, USMLE, PLAB, GPAT, NCLEX, CGFNS, IELTS and other competitive examinations? Give details category-wise.**

**35. Student progression**

Student progression	Percentage against enrolled
UG to PG	
PG to M.Phil, DM / M Ch / DNB	
PG to Ph.D.	
Ph.D. to Post-Doctoral	
Employed <ul style="list-style-type: none"> <li>• Campus selection</li> <li>• Other than campus recruitment</li> </ul>	
Entrepreneurs	

**36. Diversity of staff**

Percentage of faculty who are graduates	
of the same university	90%
from other universities within the State	0%
from universities from other States	10%
from universities outside the country	0%

**37. Number of faculty who were awarded M.Phil., DM, M Ch, Ph.D., D.Sc. and D.Litt. during the assessment period**

-----NIL-----

**38. Present details of departmental infrastructural facilities with regard to**

- Library
- Internet facilities for staff and students
- Total number of class rooms



- d) Class rooms with ICT facility and ‘smart’ class rooms
- e) Students’ laboratories
- f) Research laboratories
- a) **Library - Total number of books in the departmental library - 55 books available**
- b) **Internet facilities for staff and students - Present both in the department and main library**
- c) **Total no. of class rooms:**

**One seminar room**

- d) **Class rooms with ICT facility and smart class rooms - NO**
- e) **Students laboratories - NO**
- f) **Research laboratories - NO**

## **DEPARTMENTAL LIBRARY DETAILS**

### **LIST OF DEPARTMENTAL BOOKS**

GENERAL SURGERY -8 Books ,ORAL MEDICINE -1 Book , ORAL, MAXILLOFACIAL AND RECONSTRUCTIVE SURGERY- 21 , ANATOMY -6 , PHYSIOLOGY AND BIOCHEMISTRY – 3 , PHARMACOLOGY -2 , GENERAL AND ORAL PATHOLOGY - 6 MICROBIOLOGY – 2 , DENTAL ANATOMY AND ORAL HISTOLOGY - GENERAL MEDICINE -4

### **39. List of doctoral, post-doctoral students and Research Associates**

- a) from the host institution/university
- b) from other institutions/universities

.....NIL.....

### **40. Number of post graduate students getting financial assistance from the university.**

.....NIL.....

### **41. Was any need assessment exercise undertaken before the development of new program(s)? If so, highlight the methodology.**

.....NIL.....

### **43. Does the department obtain feedback from;**

**•Faculty on curriculum as well as teaching-learning-evaluation? If yes, how does the department utilize the feedback?**

- a) College has established online feedback mechanism through software faculties give feedback on library, courses infrastructure, programmes, teaching, learning and evaluation. The analysis outcome is used to identify the deficiencies in the curriculum and to initiate remedial action in form of problem based learning and enrichment courses.

**Students on staff, curriculum and teaching-learning-evaluation and how does the department utilize the feedback?**



b) The college has mechanism to collect the feedback from the students and faculties on curriculum, program, and courses. The Feedbacks are also collected from students and faculties on library and infrastructure.

**• Alumni and employers on the programs offered and how does the department utilize the feedback?**

c) The college collects feedback from the alumni, who meet annually once, during the alumni meet. These feedbacks collected on the curriculum knowledge and skills and CDE programmes.

**42. List the distinguished alumni of the department (maximum 10)**

1. Dr. Bala Reddy – principal of Usmania Dental College and Hospital . Hyderabad, AP
2. Dr. Daya Shankar – principal of SJM Dental College , Gurgoan, UP
3. Dr.Umesh – Prinipal of Al Ameen Dental College and Hospital, Bijapur, Karnataka
4. Dr. Manjunath . Vice Principle, Hasanambha Dental College and Hospital, Hassan, Karnataka

**43. Give details of student enrichment programs (special lectures / workshops / seminar) involving external experts.**

Students are regularly attending

- Workshops
- Hands on courses
- Live surgical demonstration workshops
- Workshops on Advanced Cardiac life Support (ACLS), Advanced Trauma Life Support(ATLS) and Basic Life Support(BLS) courses

**LIST OF PROGRAMS ATTENDED**

- 1) A master class in oral medicine, microbiology, pathology and molecular markers 2013
- 2) Orientation programme for mds 2013
- 3) Parishodhna 2013 – workshop on research methodology and research statistics
- 4) Pubmed - Basics and advanced hands on workshop 2013
- 5) CME on oncology and organ transplantation 2014
- 6) IDA - Future dental professionals programme
- 7) 18<sup>th</sup> national midterm conference of aomsi & pg convention 2014
- 8) 39<sup>th</sup> national conference of association of oral & maxillofacial surgeons of india 2014
- 9) Mesmax 2015 – live surgical workshop on head and neck pathology – ablation and reconstruction



10) 5<sup>th</sup> annual conference of association of oral and maxillofacial surgeons of india, karnataka state chapter 2015

11) Rapid Review Course –ROME- held in Chennai

**44. List the teaching methods adopted by the faculty for different programs including clinical teaching.**

## UNDERGRADUATE SYLLABUS

### AVERAGE TOTAL THEORY & PRACTICAL HOURS ALLOTTED FOR BDS

Course	Theory teaching hours allotted by RGUHS	Theory teaching hours utilized by the dept.	Practical/ clinical hours allotted by RGUHS	Practical/clinical hours utilized by the dept.
Third BDS	23	26	80	90
Final BDS	57	58	140	160
TOTAL	80	84	220	250

### III BDS THEORY CLASSES

1.	Introduction – Definition, objective & scope
2.	Pain – Definition, classification, theories, pathways
3.	Trigeminal Nerve – Origin & ophthalmic division
4.	Trigeminal Nerve – Maxillary division
5.	Trigeminal Nerve – Mandibular division
6.	L.A. – History, Neurophysiology & mode of action
7.	L.A. – Local anaesthetic solutions & armamentarium
8.	L.A. – Anatomy of L.A & tech. of regional anesthesia
9.	L.A. – Techniques for maxillary anesthesia
10.	L.A. – Techniques for mandibular anesthesia
11.	L.A. – Local complications





12.	L.A. – Systemic complications
13.	General anesthesia – History, indications in OMFS
14.	G.A. – Pre-anesthetic evaluation & premedication
15.	G.A. – Types & IV sedation
16.	Asepsis & sterilization
17.	Case history
18.	Exodontia – Definition, Types and principles
19.	Intra-alveolar extraction
20.	Trans-alveolar extraction
21.	Elevators
22.	Complications of extractions
23.	Suture materials – Definition, classification, types
24.	Suture materials – Principles & techniques
25.	Analgesics
26.	Antibiotics

## IV BDS THEORY CLASSES

1.	Impacted teeth
2.	Infections including ORN & HIV & Hbs Ag
3.	Cystic lesions of the jaws
4.	Medical emergencies
5.	Management of medically compromised patients
6.	Pre-prosthetic Surgery
7.	Odontogenic tumors
8.	Non-odontogenic tumors



# Bapuji Dental College & Hospital



9.	Disorders of the TMJ
10.	Trauma- Anatomy, dento-alveolar and mandibular Fracture
11.	Trauma-ZMC, middle third, orbital and nasal Fracture
12.	Maxillary sinuses diseases
13.	Diseases of salivary glands
14.	Neurogenic disorders
15.	Implantology
16.	Orthognathic surgery
17.	Cleft lip and palate

### **TOPICS FOR CLINICAL DISCUSSION- III YEAR & FINAL YEAR**

<b>SERIAL NO.</b>	<b>TOPICS FOR DISCUSSION FOR FINAL YEAR</b>	<b>TOPICS FOR DISCUSSION FOR III YEAR</b>
1.	OSTEOLOGY OF MAXILLA AND MANDIBLE	LOCAL ANAESTHESIA/ BLOCKS
2.	TRIGEMINAL NERVE  ➤ OPHTHALMIC DIVISION ➤ MAXILLARY DIVISION ➤ MANDIBULAR DIVISION	EXODONTIA
3.	NEUROPHYSIOLOGY	ANTIBIOTICS
4.	LOCAL ANAESTHESIA  ➤ PHARMACOLOGY ➤ CLASSIFICATION/MODE OF ACTION	ANALGESICS
5.	ARMAMENTARIUM AND STERILISATION	MEDICAL EMERGENCIES
6.	MAXILLARY BLOCK TECHNIQUES  MANDIBULAR BLOCK TECHNIQUES	SUTURING TECHNIQUES
7.	LOCAL AND SYSTEMIC COMPLICATIONS	TRANSALVEOLAR



		EXTRACTION
8.	CASE HISTORY TAKING	ELEVATORS
9.	EXTRACTION	INSTRUMENTS AND RADIGRAPHS
10.	DEMONSTRATION	

## PRACTICAL SESSIONS FOR UNDERGRADUATES

- Preclinical work [bench exercises]
- Suturing techniques on a dummy model
- ◆ Simple interrupted suture
- ◆ Simple continuous suture
- ◆ Continuous locking suture
- ◆ Figure of eight suture
- ◆ Vertical mattress suture
- ◆ Horizontal mattress suture

Exodontia [minor oral surgical procedure]

## UG PROJECTS

1. Local Anesthesia
2. Instrumentation
3. Premalignant Lesions And Malignant Lesions
4. Implantology
5. Diseases Of TMJ
6. Exodontia
7. Impaction: -3<sup>rd</sup> Molar & Canine
8. Mid Facial Fracture
9. Inflammatory Lesions Of Jaw
10. Sterlization & Asepsis
11. General Anesthesia
12. Medical Emergency
13. Orofacial Infections
14. Mandibular Fractures
15. Trigeminal Neuralgia



16. General Principles Of Surgery: Diagnosis, Incision, Asepsis, Suturing
17. Apicoectomy
18. Cysts Of Orofacial Region
19. Diseases Of Salivary Gland
20. Maxillary Nerve Block
21. Management Of Medically Compromised Patients
22. Preprosthetic Surgery
23. Benign Tumors Of The Jaw
24. Diseases Of Maxillary Sinus
25. Mandibular Nerve Blocks
26. Hepatitis And Aids

## **POST GRADUATE –CURRICULUM**

### **1<sup>ST</sup> MDS**

- Preclinical work
- **Suturing techniques on a dummy model**
  - ◆ Simple interrupted suture
  - ◆ Simple continuous suture
  - ◆ Continuous locking suture
  - ◆ Figure of eight suture
  - ◆ Vertical mattress suture
  - ◆ Horizontal mattress suture
- **Wiring techniques on study models**
  - ◆ Direct [Gilmer's ] interdental
  - ◆ Ivy – eyelet with IMF
  - ◆ Clove hitch with IMF
  - ◆ Essig's technique with IMF
  - ◆ Risdon's technique with IMF
  - ◆ Stout's multiple loop technique with IMF
  - ◆ Erich's arch bar fixation with IMF
- **Peripheral medical postings (For six months)**
  - General medicine- 1month
  - General surgery- 1 month
  - Orthopaedics- 1 month
  - Anaesthesia- 1 month
  - ENT/Otorhinolaryngology- 1 month
  - Neurosurgery – 1 month
- **Chair side discussions for undergraduate students**



- Discussion and submission of assignments on various maxillofacial surgery topics (Min 8 topics, one topic/month)
  - Synopsis submission for dissertation
  - Performing and following minor surgical procedures
    - Exodontia
    - Surgical removal of impacted teeth
    - Other minor surgical procedures [incisional/excisional Biopsy, Alveoloplasty Arch bar fixation etc.]
    - Categorized as
      - PI- Performed independently
      - A-Assisted
      - PA- Performed under direct supervision
- 2<sup>nd</sup> MDS**

## SEMINAR LIST FOR PART II M.D.S.

1.	Embryology Of head and neck
2.	Arterial supply of the head and neck
3.	Venous and lymphatic drainage of the head and neck
4.	Cranial Nerves I - VI
5.	Cranial Nerves VII - XII
6.	Triangles of the neck
7.	Surgical anatomy of the tongue and soft palate
8.	Surgical anatomy of the pharynx and larynx
9.	Pain – Pathophysiology and theories
10.	L.A. – Definition, Neurophysiology & mode of action
11.	Impacted Teeth
12.	Emergency Drugs
13.	Peripheral procedures & Dressings & Drains in Maxillofacial Surgery
14.	Conscious Sedation and G.A.
15.	Shock & its management
16.	Essentials of Wound Healing & Clinical Implications



17.	Essential Immunology
18.	Fluid and Electrolyte Balance

- **Performing Minor surgical procedures**
  - Exodontia
  - Surgical removal of impacted teeth
  - Other minor surgical procedures [incisional/excisional Biopsy, Alveoloplasty Arch bar fixation etc.]
- **Observing Major surgical procedures**
- **Bedside case presentation & ward rounds**
- **Discussions for undergraduates**
- **Attending Workshops / conferences [local / national /international] / CDE's**
- **Presenting paper/ poster at Workshops / conferences [local / national /international] / CDE's**

**3<sup>rd</sup> MDS**

**SEMINAR LIST FOR PART III M.D.S.**

1	<b>Biopsy</b>
2	Surgical Approaches To The Facial Skeleton
3	Cysts Of Oro-Facial Region.
4	Diseases Of The Maxillary Sinus And Management
5	Benign Odontogenic Tumors & Non-Odontogenic Tumors
6	Salivary Gland Pathology
7	Pre Prosthetic Surgery
8	Temporomandibular Joint Ankylosis
9	Degenerative Joint Disease Of The TM Joint
10	Facial Spaces related to Jaws & Management
11	Osteomyelitis & Osteoradionecrosis
12	Fundamentals Of Trauma Life Support & Head Injury



13	Mandibular and condylar Fractures
14	Midfacial Fractures
15	Zygomatic Complex and NOE Complex Fractures & Ophthalmic Complications
16	Rigid Internal Fixation
17	Diagnosis & Treatment Planning In Orthognathic Surgery
18	Mandibular Procedures And Soft Tissue Changes
19	Maxillary Procedures And Soft Tissue Changes
20	Distraction Osteogenesis
21	Staging & Grading and No Neck
22	Surgical Management of Neck
23	Principles of Radiotherapy & Chemotherapy & its Maxillofacial Applications
24	Skin Grafts In Maxillofacial Surgery
25	Flaps In Head And Neck Reconstruction
26	Bone Grafts In Maxillofacial Surgery
27	Nerve Injuries, Neuralgias & Facial Palsy
28	Vascular Lesions Of The Head And Neck
29	Fibro Osseous Lesions & Giant Cell Lesions
30	Implants
31	Cleft Lip
32	Cleft Palate
33	Aesthetic Surgeries
34	Controversies in Maxillofacial Surgery

- **Journal clubs- 1/ week**
- **Case presentations- 1/ week**
- **Performing Minor surgical procedures**
- **Major surgical procedures categorised as**
  - PI- Performed independently



- A-Assisted
- PA- Performed under direct supervision
- **Bedside case presentation & ward rounds**
- **Discussions for undergraduates**
- **Clinic pathological meetings**
- **Attending Workshops / conferences [local / national /international] / CDE**
- **Presenting paper/ poster at Workshops / conferences [local / national /international] / CDE**

**45. How does the department ensure that program objectives are constantly met and learning outcomes are monitored?**

- Regular assessment of the student at the end of his/her clinical posting by conducting
  - Internal assessment – practical and viva-voce
  - CPA
  - Assignments for underperformers
- Post graduate students are assessed by
  - Theory exams of basic sciences at the end of their 1<sup>st</sup> academic year
  - Practical assessment through preclinical exercises
  - Regular bedside and chair side case presentations, seminars, journal clubs
  - Mock theory and practical exams similar to university examinations at the end of their final academic year

**46. Highlight the participation of students and faculty in extension activities.**

**47. Give details of “beyond syllabus scholarly activities” of the department.**

The Art of Mind Control by ISKON FOUNDATION on 18<sup>th</sup>, 25<sup>th</sup> March 2015 and 1<sup>st</sup>, 8<sup>th</sup> April 2015

**48. State whether the program/ department is accredited/ graded by other agencies? If yes, give details.**

NAAC accredited with ‘A’ grade in 2011.

**49. Briefly highlight the contributions of the department in generating new knowledge, basic or applied.**

All the faculty and students are allowed to

- Attend seminars, workshops, conferences and CDE programs at various national and international levels.
- Present scientific papers and posters at conferences.

Conducting guest lectures, CDE’s, workshops by eminent faculties in the department.

**Post Box No. 326, M.C.C. ‘B’ Block, Davangere**





## 50. Detail five major Strengths, Weaknesses, Opportunities and Challenges (SWOC) of the department.

### STRENGTHS:

- Excellent eminent faculty members
- Medical hospital attachment within our campus
- Good support of medical staff
- Excellent OT facility with surgical wards
- Free treatment offered to poor patients both to in-patients and out-patients

### WEAKNESSES:

The Mission Monitoring cell reviews the performance of IQAC on continuous basis Annual Quality Assurance Reports are generated Identified weakness are rectified on continuous basis.

### OPPORTUNITIES:

- Management and institutional head have been in the forefront in encouraging and guiding for better professional excellence

### CHALLENGES:

- To keep abreast in oral and maxillofacial surgery
- By inducting micro vascular surgeries, laser and certain craniofacial procedures

## 51. Future plans of the department



# Bapuji Dental College & Hospital



## Evaluative Report of the Department

1. **Name of the Department :** Oral Pathology and Microbiology.

2. **Year of establishment**

The college was started in the year 1979 and is the second private dental college to start with, under the banner of Bapuji Educational Association.

3. **Is the Department part of a college/Faculty of the university?**

Yes, the department is a part of college.

4. **Names of programs offered (UG, PG, PharmD, Integrated Masters; M.Phil., Ph.D., Integrated**

Ph.D., Certificate, Diploma, PG Diploma, D.M./M.Ch., Super specialty fellowship, etc.)

The department provides Undergraduate (BDS) and Postgraduate (MDS) courses.

5. **Interdisciplinary programs and departments involved**

a. Department of oral pathology and microbiology participate in interdisciplinary programs with:

Department of Oral medicine and radiology, Oral and maxillofacial surgery, Pedodontics, Periodontics, conservative dentistry and Endodontics, Orthodontics, Preventive health dentistry and Prosthodontics

Sl. No.	Year	Topic
1	2011	Juvenile ossifying fibroma
2	2011	Adenomatoid odontogenic tumor or dentigerous cyst
3	2012	Unicystic ameloblastoma(plexiform type)
4	2012	Dentinogenesis imperfect
5	2013	CCOT associated with ameloblastoma
6	2013	Adenoid squamous cell carcinoma
7	2014	Lipoma
8	2014	Plasma cell gingivitis
9	2015	Pleomorphic adenoma of buccal mucosa Diffused large B cell lymphoma

b. Postings of postgraduate students in department of oral medicine and radiology

c. Postings of postgraduate students in department of



# Bapuji Dental College & Hospital



General pathology, JJM medical college, Davangere

Microbiology, JJM medical college, Davangere

Dermatology and venereal diseases, JJM medical college,  
Davangere

## CLINICAL POSTINGS

Sl. No	Department	Duration
1.	Department of Anatomy & Histology	15 days
2.	Department of General Pathology	Once in a week for 3 months
3.	Department of Microbiology	15 days
4.	Department of Dermatology & venereal diseases	Once in a week for 3 months
5.	Department of Oral Medicine & Radiology	Once in a week for 1 year

Sl.No	Name of Institution/Department	Student's Name	Year
1.	Department of Microbiology, JJM Medical College & Hospital, Davangere	Dr. Nithin Dr. Parimala	2011
2.	Department of Pathology, JJM Medical College & Hospital, Davangere	Dr. Nithin Dr. Parimala	2012
3.	Department Forensic medicine and toxicology, JJMC Davangere	Dr. Nithin Dr. Parimala	2013
4.	Department of Oncology, Kidwai memorial institute of oncology, Davangere	Dr. Nithin Dr. Parimala	2013
5.	Department of Oral medicine and Radiology, Bapuji dental College & Hospital, Davangere	Dr. Nithin Dr. Parimala	2013
6.	Department of Microbiology, JJM Medical College & Hospital, Davangere	Dr. Ratna Dr. Sana	2012
7.	Department of Pathology, JJM Medical College & Hospital, Davangere	Dr. Ratna Dr. Sana	2012
8.	Department Forensic medicine and toxicology, JJMC Davangere	Dr. Ratna Dr. Sana	2013
9.	Department of Oncology, Kidwai memorial institute of oncology, Davangere	Dr. Ratna Dr. Sana	2014

Post Box No. 326, M.C.C. 'B' Block, Davangere

10.	Department of Oral medicine and Radiology, Bapuji dental College & Hospital, Davangere	Dr. Ratna Dr. Sana	2014
11.	Department of Microbiology, JJM Medical College & Hospital, Davangere	Dr Manasa Dr Anupama	2014
12.	Department of Pathology, JJM Medical College & Hospital, Davangere	Dr Manasa Dr Anupama	2014
13.	Department of Pathology, JJM Medical College & Hospital, Davangere	Dr Smitha Dr Divyashree	2014
14.	Department of Oral medicine and Radiology, Bapuji dental College & Hospital, Davangere	Dr Manasa Dr Anupama	2015
15.	Department of forensic medicine, JJM Medical College & Hospital, Davangere	Dr Manasa Dr Anupama	2015

- d. Postings of interns in Chigateri General Hospital, Davangere  
e. Assisting post graduates of other department in their dissertations and short term studies.

**6. Courses in collaboration with other universities, industries, foreign institutions, etc.**

Nil

**7. Details of programs discontinued, if any, with reasons - None**

**8. Examination System: Annual/Semester/Trimester/Choice Based Credit System**

Three internal assessment exams with one **Annual exam**

**9. Participation of the department in the courses offered by other departments**

- a. Faculty and post graduate of our department attended:  
b. Continuing medical and dental education programs  
c. Workshops  
d. Enrichment courses conducted by other department

34 CONFERENCES ATTENDED

**10. Number of teaching posts sanctioned, filled and actual (Professors/Associate Professors/Asst. Professors/others)**

	Sanctioned	Filled	Actual (including CAS & MPS)
Professor	01	01	
Associate Professor/Reader	03	03	
Assistant Professor	03	NIL	



# Bapuji Dental College & Hospital



	Sanctioned	Filled	Actual (including CAS & MPS)
Professor	01	01	
Lecturer	01	01	
Tutor / Clinical Instructor	NIL	NIL	
Senior Resident	NIL	NIL	

## 11. Faculty profile with name, qualification, designation, area of specialization, experience and research under guidance

PROFESSOR & HEAD	
<b>Name</b>	<b>Dr. AHMED MUJIB B.R.</b>
<b>Qualifications</b>	M.D.S
<b>Designation</b>	Professor & HoD 17 years
<b>Experience</b>	
<b>Contact</b>	+91 9448948124
<b>Email</b>	<a href="mailto:amujib1971@gmail.com">amujib1971@gmail.com</a>
<b>Area of Interest</b>	Forensic odontology & computer application in oral pathology
<b>Achievements</b>	<ul style="list-style-type: none"> <li>• National &amp; international publications- 44</li> <li>• Reviewer for 1 international Journals</li> <li>• Member of board of studies (undergraduates) of RGUHS, Bangalore</li> <li>• International poster presentations-02</li> <li>• Served at various positions in IDA Davangere branch</li> <li>• Served as Secretary of BDCH alumni association</li> <li>• Member of Indian red cross society</li> <li>• On the editorial board of KSDJ</li> </ul>



# Bapuji Dental College & Hospital



READER	
Name	<b>Dr. NEETU TELAGI</b>
Qualifications	M.D.S.
Designation	Reader
Experience	4 years 8 months
Contact	+91 9686896756
Email	<a href="mailto:neethutelagi@gmail.com">neethutelagi@gmail.com</a>
Area of Interest	Genetics
Achievements	National & international publications- 10

READER	
Name	<b>Dr. RASHMI NAIK</b>
Qualifications	M.D.S.
Experience	4 years 8 months
Contact	+91 9008540410
Email	<a href="mailto:Rasmi79ur@reddiffmail.com">Rasmi79ur@reddiffmail.com</a>
Area of Interest	Salivary gland tumors
Achievements	National & international publications- 10

READER	
Name	<b>Dr. SHRUTHI K.PATIL</b>
Qualifications	M.D.S.
Experience	4 years 8 months
Contact	+91 9902432221
Email	<a href="mailto:shruthikpatil@gmail.com">shruthikpatil@gmail.com</a>
Area of Interest	Odontogenic tumors



# Bapuji Dental College & Hospital



<b>Interest</b>		
<b>Achievements</b>	National & international publications- 04	

<b>LECTURER</b>		
<b>Name</b>	<b>Dr. MANJUNATH A.B.</b>	
<b>Qualifications</b>	M.D.S.	
<b>Experience</b>	3 years 8 months	
<b>Contact</b>	7406477379	
<b>Email</b>	drabmanjunath@yahoo.com & <a href="mailto:drabmanju80@gmail.com">drabmanju80@gmail.com</a>	
<b>Area of Interest</b>	Molecular Biology	
<b>Achievement</b>	National & international publications- 01	

## 12. List of senior Visiting Fellows, adjunct faculty, emeritus professors

Nil

## 13. Percentage of classes taken by temporary faculty – program-wise information

None

## 14. Program-wise Student Teacher Ratio

1:15 teacher student ratio

## 15. Number of academic support staff (technical) and administrative staff: sanctioned, filled and actual

Sl. No.	Name of teacher	Design	Date of birth	Status
1.	DR.AHMED MUJIB.B.R	PROF & HOD	24 APR. 71	P
2.	DR.NEETU TELGI	READER	25 JAN 81	R
3	DR SHRUTHI PATIL	READER	26 OCT 83	R
4	DR RESHMI NAIK	READER	14 OCT 79	R
5	DR MANJUNATH AB	LECTURER	12 JULY 78	LECT

## NON-TEACHING STAFF

Name of the Non-teaching staff	Designation	Qualification
--------------------------------	-------------	---------------

Post Box No. 326, M.C.C. 'B' Block, Davangere



# Bapuji Dental College & Hospital



1. Mr.Puttappa kashipur.	Senior Lab.Techinician	Dip.in MLT
2. Mrs. Sheri Wincy	Junior Lab.Techinician	Dip.in MLT
3. Sri Neelappa B.	Peon	4 <sup>th</sup> standard
4. Smt.Vijayamma	Peon	3 <sup>rd</sup> standard

## **POSTGRADUATE STUDENTS**

Total number: 6

First year: Dr. Shalini  
Dr. Aparna

Second year: Dr. Smitha  
Dr. Divaya

Third year: Dr. Anupama singh  
Dr. manasa

### **Research thrust areas as recognized by major funding agencies- Nil**

**16. Number of faculty with ongoing projects from a) national b) international funding agencies and c) Total grants received. Give the names of the funding agencies, project title and grants received project-wise.**

Nil

### **17. Inter-institutional collaborative projects and associated grants received**

b) National collaboration b) International collaboration

Department is collaborated with colleges of other states like Maharastra, Andrapradesh etc. for ground sections using hard tissue microtome.

### **18. Departmental projects funded by ICMR; DST-FIST; UGC-SAP/CAS, DPE; DBT, ICSSR, AICTE, etc.; total grants received.**

None of the projects carried out by the department are funded by the above mentioned funding agencies.

### **19. Research facility / centre with - nil**

- state recognition
- national recognition
- international recognition

### **20. Special research laboratories sponsored by / created by industry or corporate bodies - nil**

### **21. Publications:**

Total no. of publications: 29

National : 25

**Post Box No. 326, M.C.C. 'B' Block, Davangere**





International : 04

National publications

**22. Details of patents and income generated - Nil**

**23. Areas of consultancy and income generated - Nil**

**24. Faculty selected nationally / internationally to visit other laboratories / institutions / industries in India and abroad- Nil**

**25. Faculty serving in**

a) National committees b) International committees c) Editorial Boards d) any other (specify)  
Dr Ahmed Mujib BR - on editorial board of Internatinal journal of oral health sciences

**26. Faculty recharging strategies (Refresher / orientation programs, workshops, training programs and similar programs).**

33 Workshops attended

**27. Student projects -NIL**

- percentage of students who have taken up in-house projects including inter-departmental projects
- percentage of students doing projects in collaboration with other universities / industry / institute

**28. Awards / recognitions received at the national and international level by**

- Faculty – Nil
- Doctoral / post doctoral fellows –Nil
- Students :
  - a. Postgraduate student Dr. C.S. Parimala awarded 2<sup>nd</sup> prize in 12<sup>th</sup> national post graduate convention of Indian association of oral and maxillofacial pathologists at Thirupathi 10<sup>th</sup> and 11<sup>th</sup> July, 2013.
  - b. Postgraduate student Dr. Manasa Shyamala awarded 2<sup>nd</sup> best scientific paper award in 13<sup>th</sup> national triple O symposium 2015 held on march 13<sup>th</sup> ,14<sup>th</sup> ,and 15<sup>th</sup> at faculty of dental sciences, M.S. Ramaiah university of applied sciences, Bengaluru.

**29. Seminars/ Conferences/Workshops organized and the source of funding (national / international) with details of outstanding participants, if any.- Nil**

**30. Code of ethics for research followed by the departments**

The department follows the ethical rules set by Technical Advisory Committee and Institutional Review Board while proceeding with the research projects.

**31. Student profile program-wise- NIL**



# Bapuji Dental College & Hospital



**32. Diversity of students-** NIL

**33. How many students have cleared Civil Services and Defense Services examinations, NET, SET, GATE, USMLE, PLAB, GPAT, NCLEX, CGFNS, IELTS and other competitive examinations? Give details category-wise-** NIL

**34. Student progression**

Student progression	Percentage against enrolled
UG to PG	02
PG to M.Phil, DM / M Ch / DNB	NIL
PG to Ph.D.	NIL
Ph.D. to Post-Doctoral	NIL
Employed <ul style="list-style-type: none"> <li>• Campus selection</li> <li>• Other than campus recruitment</li> </ul>	
Entrepreneurs	

**35. Diversity of staff**

Percentage of faculty who are graduates	
of the same university	04
from other universities within the State	Nil
from universities from other States	01
from universities outside the country	Nil

**36. Number of faculty who were awarded M.Phil., DM, M Ch, Ph.D., D.Sc. and D.Litt. during the assessment period - Nil**

**37. Present details of departmental infrastructural facilities with regard to**

a) Library

**130 Books Available In Department Library**

b. Internet facilities for staff and students -- It was with this objective that the entire college building was WiFi enabled in 2015. Each student is provided a unique username and password. This allows them free access to the World Wide Web the vast information online.

c. Total number of class rooms- 1 – Lecture Hall, 1 – Practical Hall

d. Class rooms with ICT facility and ‘smart’ class rooms- NO

e. Students’ laboratories - Department has a well equipped student laboratory with all the



# Bapuji Dental College & Hospital



teaching aids.

- f. Research laboratories - Department has a well equipped research laboratory to carry out various research projects.

### 38. List of doctoral, post-doctoral students and Research Associates

- a) from the host institution/university
- b) from other institutions/universities

39. Number of post graduate students getting financial assistance from the university.-Nil

40. Was any need assessment exercise undertaken before the development of new program(s)? If so, highlight the methodology - Nil

### 44. Does the department obtain feedback from;

- Faculty on curriculum as well as teaching-learning-evaluation? If yes, how does the department utilize the feedback?

- a) College has established online feedback mechanism through software faculties give feedback on library, courses infrastructure, programmes, teaching, learning and evaluation. The analysis outcome is used to identify the deficiencies in the curriculum and to initiate remedial action in form of problem based learning and enrichment courses.

### Students on staff, curriculum and teaching-learning-evaluation and how does the department utilize the feedback?

- b) The college has mechanism to collect the feedback from the students and faculties on curriculum, program, and courses. The Feedbacks are also collected from students and faculties on library and infrastructure.

- Alumni and employers on the programs offered and how does the department utilize the feedback?

- c) The college collects feedback from the alumni, who meet annually once, during the alumni meet. These feedbacks collected on the curriculum knowledge and skills and CDE programmes.

### 41. List the distinguished alumni of the department (maximum 10)

List of Alumini

Sl. No	Names	Year of passing	Designation & presently working
1	Dr.Ahmed Mujib B.R.	1998	Professor & HOD, Bapuji Dental College & Hospital, Davangere



# Bapuji Dental College & Hospital



2	Dr. Ramesh B.Hegde	1998	Professor & HOD, Rajarajeshawari Dental College, Bangalore
3	Dr. Girish H.C.	2000	Professor, Rajarajeshawari Dental College ,Bangalore
4	Dr. Roopa S. Rao	2000	Associate Professor,M.S.Ramaiah Dental College,Bangalore
5	Dr. Sanjay Murgod	2000	Associate Professor, Krishnadevaraya College of Dental Sciences, Bangalore
6	Dr. Suresh Babu G.	2001	Associate Professor,Siddarth Dental College, Vijayawada
7	Dr. Meet Kamal	2001	Punjab
8	Dr.Vikram S. Amberkar	2005	Professor, College of Dental sciences ,Davangere
9	Dr. Rashmi Naik	2011	Assistant Professor, Bapuji Dental College & Hospital, Davangere
10	Dr. Neethu Telagi	2011	Assistant Professor, Bapuji Dental College & Hospital, Davangere

**42. Give details of student enrichment programs (special lectures / workshops / seminar) involving external experts.- Nil**

**43. List the teaching methods adopted by the faculty for different programs including clinical teaching.**

**Teaching methods adopted for Undergraduate students** program include

- Practical exercises, Seminar presentations, Case discussions, Quiz and demonstrations of certain laboratory procedures

To serve in the above mentioned teaching methods, the following learning or teaching media is used: Extempore, Power point presentations, Live demonstration of histopathological slides, Videos, Models and charts: A set of acrylic tooth models used to teach the normal anatomy of each tooth. Similarly Charts depicting dental anatomy and histology lessons and oral diseases



are also used, Teeth specimens: Normal tooth specimens are used for teaching purpose as well for spotters in exams. Tooth specimens with anomalies are used as spotters and for teaching point, Plaster cast models: cast models of normal dentition are used as spotter for dental anatomy classes, wherein students identify teeth present in dentition and to calculate dental age. Anomalies in cast models used to teach in oral pathology and used as spotters, Microscopic slides: discussion of oral histology and pathology slides were done during practical classes, Discussion and demonstration of carving technique: anatomy of the tooth is discussed with each student and stepwise carving technique is established.

### **Postgraduate students program**

Teaching methods used during post graduate training program---Seminars , Journal clubs, Case presentations , slide discussions, Histopathology biopsy specimes grossing, tissue processing, mounting, block sectioning, H and staining, Routine histopathology slide reporting and slide discussion, Preparation of ground sections of tooth, Dissertations, Library dissertations, Short studies, Scientific posters and paper presentations in various state and national level convention and conferences, Hematology exercises, Short term studies, Postings in oral medicine and radiology, general pathology, general microbiology, dermatology and oncology units and research microscope is used for slide discussion and dissertations.

### **44. How does the department ensure that program objectives are constantly met and learning outcomes are monitored?**

Regularly undergraduate and postgraduate program schedule made and put on the notice board. Regular class tests and internal assessments are conducted for evaluation of undergraduates. Faculty mentors are allocated to each and every student to monitor their performances.

### **45. Highlight the participation of students and faculty in extension activities.**

#### **List of community extension activities and number benefited**

- For past 2 years tobacco awareness programme are conducting to high school, pre university and degree students.
- No tobacco day is celebrated every year on May 31 from past 2 years.
- Educative rally is conducted every year.
- Free treatment provided for the camp patients / Govt. hospital referrals / Poor patients.



## 46. Give details of “beyond syllabus scholarly activities” of the department.

- a. Attending workshops/ enrichment courses
- b. Scientific publications
- c. Short term studies
- d. Chairing scientific sessions in conference/ convention
- e. Judging scientific presentation at conference/ convention
- f. Faculty as members of university, editorial board committee

## 47. State whether the program/ department is accredited/ graded by other agencies? If yes, give details.

## 48. Briefly highlight the contributions of the department in generating new knowledge, basic or applied.

Department generates new knowledge by: Dissertations, Research projects, Short term studies Scientific publications, Conducting quiz for undergraduates, Problem based learning and Scientific presentations by faculty and students

## 49. Detail five major Strengths, Weaknesses, Opportunities and Challenges (SWOC) of the department.

**Major strength:** a. Hard tissue microtome, b. Research microscope with digital image analyser

c. Well equipped classrooms d. Laboratory facilities e. auto hematology analyzer

**Weakness:** The Mission Monitoring cell reviews the performance of IQAC on continuous basis Annual Quality Assurance Reports are generated Identified weakness are rectified on continuous basis.

**Opportunities:** a. potential to start Ph.D centre b. utilization of laboratory facilities c. rendering investigative procedures for patients d. utilization of laboratory facilities by students of other departments and of other institute for their studies.

**Challenges:** a. setting up a full fledge research centre b. to train committed undergraduates c. to train committed postgraduates d. to provide required laboratory facilities to fulfill all the needs of students conducting various research studies. e. lack of funds to improve the laboratory infrastructure.

## 52. Future plans of the department

1. To set up an immunohistochemistry laboratory.
2. To carry studies in tissue culture
3. Research on stem cell related to Oral & Para-oral structures.
4. Studies on recent advances in histopathology diagnosis



# Bapuji Dental College & Hospital



## Evaluative Report of the Department

**1. Name of the Department**

**ORAL MEDICINE AND MAXILLOFACIAL RADIOLOGY**

**2. Year of establishment**

**1979**

**3. Is the Department part of a college/Faculty of the university?**

**YES**

**4. Names of programs offered (UG, PG, PharmD, Integrated Masters; M.Phil., Ph.D., Integrated Ph.D., Certificate, Diploma, PG Diploma, D.M./M.Ch., Super specialty fellowship, etc.)**

**UG, PG In Oral Medicine & Radiology , Ph.D In Oral Medicine & Radiology.**

**5. Interdisciplinary programs and departments involved.**

- a. March 12<sup>th</sup>2013on Ossifying fibroma and fibrous dysplasia by Dr.Cristalle soman and Dr.Aditya. Departments included were Oral Medicine & Radiology and Oral Pathology & Microbiology
- b. June 4<sup>th</sup>2013on Diagnosis and treatment options regarding a case of Fibrous/Bony Ankylosis of TMJ/Condylar Hypoplasia by Dr.Cristalle Soman
- c. October 1<sup>st</sup>2013 on basic interpretingan IOPA by Dr.Vishwajeeth dalvi and basic interpreting an OPG by Dr.Aditya soa.
- d. Jan 6<sup>th</sup> 2015on Orofacial granulomatosis-Diagnosis and treatment by Dr.Hardik Mehta

**6. Courses in collaboration with other universities, industries, foreign institutions, etc.**

**Department is recognized to offered PhD courses under the aejes of RGUHS Karnataka**

**7. Details of programs discontinued, if any, with reasons**

**NO**

**8. Examination System: Annual/Semester/Trimester/Choice Based Credit System**

**Annual**

**9. Participation of the department in the courses offered by other departments**

**NONE**



# Bapuji Dental College & Hospital



## 10. Number of teaching posts sanctioned, filled and actual (Professors/Associate Professors/Asst. Professors/others)

	Sanctioned	Filled	Actual (including CAS & MPS)
Professor		4	
Associate Professor/Reader		4	
Assistant Professor		0	
Lecturer		3	
Tutor / Clinical Instructor		0	
Senior Resident		0	

## 11. Faculty profile with name, qualification, designation, area of specialization, experience and research under guidance

Name	Qualification	Designation	Specialization	No. of Years of Experience
Dr.Ashok L	BDS,MDS	PROFESSOR & HEAD	ORAL MEDICINE & RADIOLOGY	20yrs- TILL DATE
Dr.Shiva Prasad S	BDS,MDS	PROFESSOR	ORAL MEDICINE & RADIOLOGY	17yrs- TILL DATE
Dr.Sujatha G P	BDS,MDS	PROFESSOR	ORAL MEDICINE & RADIOLOGY	17yrs- TILL DATE
Dr. G V Pramod	BDS,MDS	PROFESSOR	ORAL MEDICINE & RADIOLOGY	11 yrs- TILL DATE
Dr.Ranjani Shetty	BDS,MDS	READER	ORAL MEDICINE & RADIOLOGY	6 yrs- TILL DATE
Dr.Poornima R	BDS,MDS	READER	ORAL MEDICINE &	6 yrs- TILL DATE

Post Box No. 326, M.C.C. 'B' Block, Davangere



Name	Qualification	Designation	Specialization	No. of Years of Experience
			RADIOLOGY	
Dr.Sangeeth Siddabasappa	BDS,MDS	READER	ORAL MEDICINE & RADIOLOGY	5 yrs-TILL DATE
Dr.Shubha C	BDS,MDS	READER	ORAL MEDICINE & RADIOLOGY	4yrs – TILL DATE
Dr.Alpana K R	BDS,MDS	LECTURER	ORAL MEDICINE & RADIOLOGY	4yrs-TILL DATE
Dr.Prajwal K Shetty	BDS,MDS	LECTURER	ORAL MEDICINE & RADIOLOGY	3yrs-TILLDATE
Dr.Shailarani G V	BDS,MDS	LECTURER	ORAL MEDICINE & RADIOLOGY	2yrs-TILL DATE

## 12. List of senior Visiting Fellows, adjunct faculty, emeritus professors

NIL

## 13. Percentage of classes taken by temporary faculty – program-wise information

NONE

## 14. Program-wise Student Teacher Ratio

### ACADEMIC YEAR 2010-11-BDS

YEAR	BATCH	STUDENTS	TEACHERS	S:T
III BDS	REGULAR	78	7	11.1: 1
	REPEATER & ODD BATCH	34	7	4.9 : 1
FINAL BDS	REGULAR	81	7	11.6 : 1
	REPEATER & ODD BATCH	32	7	4.6 : 1
<b>TOTAL=</b>		<b>225</b>	<b>7</b>	<b>32.1 : 1</b>



# Bapuji Dental College & Hospital



## ACADEMIC YEAR 2011-12-BDS

YEAR	BATCH	STUDENTS	TEACHERS	S:T
III BDS	REGULAR	43	8	5.4: 1
	REPEATER & ODD BATCH	15	8	1.9: 1
FINAL BDS	REGULAR	74	8	9.3: 1
	REPEATER & ODD BATCH	41	8	5.1 : 1
<b>TOTAL=</b>		<b>173</b>	<b>8</b>	<b>21.6: 1</b>

## ACADEMIC YEAR 2012-13-BDS

YEAR	BATCH	STUDENTS	TEACHERS	S:T
III BDS	REGULAR	76	8	9.5 : 1
	REPEATER & ODD BATCH	31	8	3.9: 1
FINAL BDS	REGULAR	44	8	5.5 : 1
	REPEATER & ODD BATCH	31	8	3.9: 1
<b>TOTAL=</b>		<b>182</b>	<b>8</b>	<b>22.8:1</b>

## ACADEMIC YEAR 2013-14-BDS

YEAR	BATCH	STUDENTS	TEACHERS	S:T
III BDS	REGULAR	53	11	4.8 : 1
	REPEATER & ODD BATCH	28	11	2.5: 1
FINAL BDS	REGULAR	76	11	6.9:1
	REPEATER & ODD BATCH	24	11	2.2:1



# Bapuji Dental College & Hospital



<b>TOTAL=</b>	<b>181</b>	<b>11</b>	<b>16.5:1</b>
---------------	------------	-----------	---------------

## ACADEMIC YEAR 2014-15-BDS

YEAR	BATCH	STUDENTS	TEACHERS	S:T
III BDS	REGULAR	82	11	7.5:1
	REPEATER & ODD BATCH	06	11	0.5:1
FINAL BDS	REGULAR	50	11	4.5:1
	REPEATER & ODD BATCH	16	11	1.5:1
<b>TOTAL=</b>		<b>154</b>	<b>11</b>	<b>14:1</b>

## MDS PROGRAMME ORAL MEDICINE

YEAR	Number of PGs	PG teachers	S:T ratio
2010-2011	12	4	3:1
2011-2012	11	4	2.8:1
2012-2013	11	4	2.8:1
2013-2014	10	6	1.7:1
2014-2015	10	7	1.4:1

## **15. Number of academic support staff (technical) and administrative staff: sanctioned, filled and actual**

	Sanctioned	Filled
Radiology technician	2	3
Dental hygienist	2	2

## **16. Research thrust areas as recognized by major funding agencies**

### **a) ORAL CANCER**

SN	NAME	Year wise	Number	Name of the project	Name of the funding agency	Total grant received
1	Oncogrid			“ONCOGRID”- An Health Approach to Prevention and Early Diagnosis of Oral Cancer in Rural South India	Boston university	60,000/-

**17. Number of faculty with ongoing projects from a) national b) international funding agencies and c) Total grants received. Give the names of the funding agencies, project title and grants received project-wise.**

**ONCOGRID - BOSTON UNIVERSITY**

SN	NAME	Year wise	Number	Name of the project	Name of the funding agency	Total grant received
1	Oncogrid			“ONCOGRID”- An Health Approach to Prevention and Early Diagnosis of Oral Cancer in Rural South India	Boston university	60,000/-

**18. Inter-institutional collaborative projects and associated grants received**

c) National collaboration b) International collaboration

**International collaboration – ONCOGRID**

SN	NAME	Year wise	Number	Name of the project	Name of the funding agency	Total grant received
----	------	-----------	--------	---------------------	----------------------------	----------------------



# Bapuji Dental College & Hospital



1	<b>Oncogrid</b>			“ONCOGRID”- An Health Approach to Prevention and Early Diagnosis of Oral Cancer in Rural South India	Boston university	60,000/-
---	-----------------	--	--	--	-------------------	----------

**19. Departmental projects funded by ICMR; DST-FIST; UGC-SAP/CAS, DPE; DBT, ICSSR, AICTE, etc.; total grants received.**

NONE

**20. Research facility / centre with**

- state recognition
- national recognition
- international recognition

**State Recognition by RGUHS, Karnataka**

**21. Special research laboratories sponsored by / created by industry or corporate bodies**

NO

**22. Publications:**

- \* Number of papers published in peer reviewed journals (national / international)
- \* Monographs
- \* Chapters in Books
- \* Books edited
- \* Books with ISBN with details of publishers
- \* Number listed in International Database (For e.g. Web of Science, Scopus, Humanities International Complete, Dare Database - International Social Sciences Directory, EBSCO host, Medline, etc.)
- \* Citation Index – range / average
- \* SNIP
- \* SJR
- \* Impact Factor – range / average
- \* h-index

Name of the Faculty	Number of International	of	Number of National Publications	Total number of publications
---------------------	-------------------------	----	---------------------------------	------------------------------



# Bapuji Dental College & Hospital



	Publications		
Dr.Ashok L	7	48	55
Dr.Shivaprasad S	3	12	15
Dr.Sujatha G P	3	18	21
Dr.Pramod G V	2	15	17
Dr.Ranjani Shetty	-	5	5
Dr.Poornima R	1	8	9
Dr.Sangeeth Siddabasappa	-	2	2
Dr.Shubha C	-	7	7
Dr.Alpana	-	2	2
Dr.Prajwal Shetty	-	2	2
Dr.Shailarani G V	-	3	3

### 23. Details of patents and income generated

NIL

### 24. Areas of consultancy and income generated

MLC & Forensic Odontology Cases (Lists Attached)

### 25. Faculty selected nationally / internationally to visit other laboratories / institutions / industries in India and abroad

- a) Dr.Ashok L, Dr.Sujatha G P, Dr.Pramod G V, Dr.Cristalle soman, Dr.Aditya soa, Dr.Bhakti patil, attended hands on course on CBCT at Meaka-Manipal college, faculty of Dentistry,Melaka,Malaysia from 28-2-2012 to 2-3-2012
- b) Also met Prof.Dr.Pharbhakaran Nambiar, General dental practice & oral and maxiofacial imaging, faculty of dentistry, university of Malaya,Malaysia on 1-3-2012 for overiewing the various radiological advancements.

### 26. Faculty serving in

- a) National committees b) International committees c) Editorial Boards d) any other (specify)

#### DR.ASHOK L SERVING AS MEMBER IN NATIONAL COMMITTEES:

Editorial Member in Elsevier South Asia Advisory Board in Oral Medicine & Radiology. Pearl Dent, e-journal of Dentistry,

#### Faculty serving as reviewer in national journals:

Dr.Ashok L:JIAOMR, IJOHS, Pearl Dent, e-journal of Dentistry, Tehran university journal,



# Bapuji Dental College & Hospital



Red flower publication, Innovative publication, Journal of oro facial and health sciences, IJDR.

**Dr.Shivaprasad S:** Red flower publication, IJOHS, JIAOMR

**Dr.Sujatha G P:** Red flower publication, IJDR, JIAOMR, Pearl Dent, e-journal of Dentistry, Innovative publication.

**Dr.Ranjani Shetty:** IJPPS

**Dr.Poornima R:**Red flower publication, IDES case study of dental sciences,IAOMR

**Faculty serving as members of steering committees of National conferences by reputed organisations:**

**Dr.Ashok L:**

- Board of study member RGUHS for the year 2015-2016
- Member Phd review committee RGUHS.
- President elect for IAOMR in the year 2011-12
- President of IAOMR 2012-13
- Immediate past president 2013-14
- IDA davangere branch executive committee member frm 2011-14
- IDA davangere branch president elect 2015
- South zone National coordinator for IAOMR conferences 2011-14
- Coordinator for national pg convention 2011-14.

**Dr.Shivaprasad S:**

- Served as Secretary in National Triple O symposium in March 2015
- Served as Chairman for gifts and mementos in IDC conference February 2015
- IAOMR secretary for the year 2013-2015
- Served as Secretary in National Triple O symposium in March 2014 at udaipur
- Served as Secretary in National PG convention of IAOMR in July 2014, Bangalore
- Served as Secretary in National conference IAOMR November 2014, Mangalore
- Served as CDH chairman in IDA Karnataka state conference 2014
- Served as CDE chairman in IDA karanataka state branch 2012
- Served as editor-in – chief for Karnataka state journal (KSDJ) 2009-2011.

**Dr.Sujatha G P:**

- Serving as associate editor for the journal of IJOHS in 2014-2015
- Served as assistant editor for the journal of IJOHS in 2013-2014
- Served as vice president in IDA davangere branch in 2013-2014
- Served as EC member in IDA davangere branch in 2011-2012



# Bapuji Dental College & Hospital



## Dr.Pramod G V:

- Served as honorary treasurer in IDA davangere branch in 2010-11
- Served as vice president in IDA davangere branch in 2011-12
- Served as Executive committee member in IDA davangere branch in 2012-13
- Served as CDE chairman in IDA davangere branch in 2013-14

## Dr.Ranjani Shetty:

- Serving as assistant secretary IDA davangere branch in 2015-2016

## Dr.Poornima R:

- Serving as joint secretary IDA davangere branch in 2015-2016

## Dr.Sangeeth siddabasappa:

- Served as EC member in IDA davangere branch in 2014-15.
- Serving as Editor in IDA davangere branch in 2015-2017.

## Dr.Shubha C:

- Serving as assistant Editor in IDA davangere branch in 2015-2017.
- Serving as assistant Editor in IJOHS in 2014-2015

## Student serving as a member in editorial board:

- Dr.Latika Bachani: Editorial member in International Dental Journal of Students Research

## 27. Faculty recharging strategies (Refresher / orientation programs, workshops, training programs and similar programs).

- Teacher training programme conducted by the OMDR alumni Department of Oral Medicine & Radiology, BDCH:

On 18/3/2015 by **Dr.Ranjani shetty** on **EDUCATIONAL OBJECTIVES.**

On 20/3/2015 by **Dr.Poornima R** on **LESSON PLANNING AND MICRO TEACHING**

## 28. Student projects

- percentage of students who have taken up in-house projects including inter-departmental projects Ans:75%
- percentage of students doing projects in collaboration with other universities / industry / institute Ans:25%

## Trans disciplinary research promoted in collaboration with other departments.

SN	TITLE	NAME	YEAR	DEPARTMENTS COLLABARATED





# Bapuji Dental College & Hospital



1	Parotid gland changes seen in HIV/AIDS patient using colour Doppler ultrasonography	Dr.Aditya sao	2011-2014	In collaboration with C G hospital Davangere.
2	Salivary levels of TNF $\alpha$ in patients with recurrent aphthous stomatitis	Dr.Kanad chaudhuri	2012-2015	In collaboration with Dept of Microbiology, KLE Belgaum.
3	Gustatory threshold in oral submucous fibrosis-A case control study	Dr.Brajesh Kumar	2013-2016	In collaboration with Dept of Biomedical engineering, BIET, Davangere.
4	Comparision of mandibular bone mineral density measured by CBCT with calscan and salivary calcium levels in postmenopausal women-A preliminary study.	Dr.Aditi Agarwal	2014-2017	In Collaboration with the Dept of Gen Pathology JJMC, Davangere.

### Multidisciplinary research promoted in collaboration with other departments.

SN	TITLE	NAME	YEAR	DEPARTMENTS COLLABARATED
1	Estimation of serum butryl cholinesterase levels in patients with oral squamous cell carcinoma	Dr.Keerthi V Nair	2012-2015	In Collaboration with the Dept of Gen Pathology JJM, Oral Surgery, Oral pathology CODS, & BDCH, Davangere.
2	Cytomorphometric analysis of normal Buccal mucosa cells for age estimation	Dr.Adiraj Roy	2012-2015	In Collaboration with the Dept of Gen Pathology JJM, Oral pathology, BDCH, Davangere.

3	Estimation of serum malondialdehyde levels in patients with oral submucous fibrosis- A case control study	Dr.Hardhik Mehta	2013-2016	In collaboration with Dept of Biochemistry,JJM, & Dept of Oral Pathology BDCH, Davangere.
---	---	------------------	-----------	---

- a. Dr.Arashiya ara Professor Al- badar Dental college doing Phd on Efficacy of turmeric in the treatment of OSMF under the guidance of Dr.Ashok L in 2013 .

## 29. Awards / recognitions received at the national and international level by

- Faculty

- Doctoral / post doctoral fellows
- Students

### National awards received Faculty:

1.	Best scientific paper award on “Teeth as a forensic clock:Radiocarbon dating”.	Dr. Pramod G V	2015
----	--	----------------	------

### National awards received by students (post graduates)

SN	TITLE	AUTHOR	YEAR
1.	Best paper award on Texture analysis of CT scan in the characterization of oral cancer	Dr. Latika Bachani	2015
2.	1 <sup>st</sup> Consolation prize in Essay competition on Role of Oral Medicine specialist in Palliative care.	Dr. Kirti Saharan	2015
3.	Best paper award on “Medical interventions in paroxysmal trigeminal neuralgia”.	Dr. Ratheesh A V	2015
4.	Best paper award on “Oral squamous cell carcinoma in background of oral submucous fibrosis”.	Dr. Aditi Agarwal	2015
5.	Consolation prize for poster presentation on “terahertz Pulse Imaging- A promising diagnostic method in Dentistry”	Dr. Latika Bachani	2014
6.	2 <sup>nd</sup> Place Elocution: Me and My Future as an Oral Medicine and Radio-diagnostics specialist.	Dr. Latika Bachani	2014



# Bapuji Dental College & Hospital



7.	Best paper presentation award for “Cancer pain management a multidimensional approach- a review”	Dr. Adhiraj Roy	2014
8.	Best Paper Presentation Award for Paper titled “Rapidly Progressive Swelling of Left Lower Border of the Mandible- A Case Report”	Dr. Kanad Chaudhuri	2014
9.	Best Paper Presentation Award for Paper titled “Oral Complications of Chronic Renal Disease”	Dr. Ishita Agarwal	2014
10.	Best Paper Presentation Award for Paper titled “Ambiguity in a Maxillary Selling Unravelled- Report of a Rare Case”	Dr. Adhiraj Roy	2014
11.	Secured 1 <sup>st</sup> Place in the Paper Presentation titled “Systemic diseases affecting TMJ”	Dr. Keerthi K Nair	2013
12.	Secured 2 <sup>nd</sup> Place in the Paper Presentation titled “Diagnosis and Investigations of acute adrenal crisis in dental office”	Dr. Kanad Chaudhuri	2013
13.	Best Paper Presentation Award for “Pansinusitis: Merging the Boundaries”	Dr. Aditya Sao	2013
14.	Best Paper Presentation Award for “Lymphangioma of Right Buccal Mucosa”	Dr. Keerthi K Nair	2013
15.	Secured 2 <sup>nd</sup> Place in the Paper Presentation titled “Neurofibromatosis Type I in a 11 year old Female child: A Case Report”	Dr. Kanad Chaudhuri	2013
16.	Best Essay Award for “Autoimmune diseases of the Orofacial Region”	Dr. Vishwajeet Dalvi	2013
17.	Best Paper Presentation Award for “Thermography in Autoimmune diseases”	Dr. Ishita Agarwal	2013
18.	Best Paper Presentation Award for “Target Antigens in Recurrent Aphthous Stomatitis”	Dr. Kanad Chaudhuri	2013
19.	Best paper, “Combination of Triamcinolone acetonoid 0.1% oral paste and topical clobetasol cream 0.05% in the treatment of desquamative gingivitis in Oral lichen planus”.	Dr. Cristalle Soman	2012
20.	Best Paper Award-Paper Presentation, Titled “ Impact of	Dr. ArchanaPatil	2012

	oral mucosal disease on quality of life; a new dimension in diagnosis”		
21.	Best Paper, Paper Presentation, “Capsacin in orofacial pain”	Dr. Meghana H.C.	2011
22.	Best Paper, Paper Presentation, “ Trigger current for trigger points”- in MPDS	Dr. CristalleSoman	2011
23.	First prize, Paper presentation Titled “ sex determination by diagonal teeth measurement by discriminate functional analysis”	Dr. Meghana H.C.	2011
24.	Second prize, Paper presentation, Titled “trace age & freeze crime, agedetermination by tooth cementum annulations - a forensic study”	Dr. ArchanaPatil	2011
25.	5 <sup>th</sup> Prize, E-Poster-““ Post mortem dental profiling: Aladdins lamp in identification of victims crime ”	Dr. Aditya Sao	2011
26.	Best paper “Decipher the cloak and dagger of dentistry in gender determination-DNA profiling”.	Dr. Cristalle Soman	2011
27.	Designing of conference cover page XIII National Conference Bangalore	Dr. Sushma Parimi	2011
28.	5 <sup>th</sup> Prize E-Poster-““ Post mortem dental profiling: Aladdins lamp in identification of victims crime”	Dr. Aditya Sao	2011

**30. Seminars/ Conferences/Workshops organized and the source of funding (national / international) with details of outstanding participants, if any.**

**NIL**

**31. Code of ethics for research followed by the departments**

**YES-Institutional review board**

Ans: After a brief introduction during the orientation program, ethics are taught during pre-clinical and clinical years. Ethics in dentistry is part of the prescribed undergraduate curriculum and covered under Public Health Dentistry subject. This inculcates ethical clinical practice among the students. The course on ethics covers the following sections: definition of ethical

practice, Helsinki Declaration, International Code of Ethics, DCI Code of Ethics, Doctor-patient relationship, truth and confidentiality, patient consent, malpractice and negligence and research ethics. As a component of ethical practice, the patient consent forms, confidentiality of the diagnosis and treatment is maintained and the importance of such obligations are taught to the students by the faculty in their clinical practice.

There is an institutional ethical committee for research work. Ethical values are safeguarded or all dental procedures carried out in the institute.

### 32. Student profile program-wise:

Name of the Program (refer to question no. 4)	Applications received	Selected		Pass percentage	
		Male	Female	Male	Female
BDS	Applications received and maintained in the main office of the Insitute	Not applicable		Not applicable	
MDS Oral Medicine & Radiology	Applications received and maintained in the main office of the Insitute	0 - 4	2010-11	100%	
		3 - 0	2011-12		
		2 - 2	2012-13		
		3 - 0	2013-14		

### 33. Diversity of students

Name of the Program (refer to question no. 4)	% of students from the same university	% of students from other universities within the State	% of students from universities outside the State	% of students from other countries
MDS- 2011	01	00	02	
MDS- 2012	03	00	01	Nil
MDS-2013	02	00	01	Nil
MDS-2014	01	01	01	Nil

### 34. How many students have cleared Civil Services and Defense Services examinations,



# Bapuji Dental College & Hospital



**NET, SET, GATE, USMLE, PLAB, GPAT, NCLEX, CGFNS, IELTS and other competitive examinations? Give details category-wise.**

- Dr.Adiraj Roy has cleared International English Language Testing System (IELTS) both Part I 75% and Part II 65% in September 2012

## 35 Student progression

Student progression	Percentage against enrolled
UG to PG	30
PG to M.Phil, DM / M Ch / DNB	Nil
PG to Ph.D.	Nil
Ph.D. to Post-Doctoral	Nil
Employed <ul style="list-style-type: none"> <li>• Campus selection</li> <li>• Other than campus recruitment</li> </ul>	Nil
Entrepreneurs	01

## 36 Diversity of staff

Percentage of faculty who are graduates	
of the same university	<b>90.9%</b>
from other universities within the State	<b>0%</b>
from universities from other States	<b>9.1%</b>
from universities outside the country	<b>0%</b>

Percentage of faculty who are graduates	
of the same university(KUVEMPU UNIVERSITY)	<b>03</b>
of the same university(RGUHS )	<b>07</b>
from other universities within the State	NIL
from universities from other States	01
from universities outside the country	NIL

## 37 Number of faculty who were awarded M.Phil., DM, M Ch, Ph.D., D.Sc. and D.Litt. during the assessment period

**NIL**

## 38 List of doctoral, post-doctoral students and Research Associates

- from the host institution/university
- from other institutions/universities



# Bapuji Dental College & Hospital



Dr.Arashiya ara Professor Al- badar Dental college doing Phd on Efficacy of turmeric in the treatment of OSMF under the guidance of Dr.Ashok L in 2013 .

## **39. Present details of departmental infrastructural facilities with regard to**

a) Library:

Main library of the college is utilized by the UG and PG students.

Department library consists of 26 books for PG s.

b) Internet facilities for staff and students:

Wi-Fi facility for all the staff and UG, PG students.

One computer in the PG clinic for PG students.

c) Total number of class rooms: 1

d) Class rooms with ICT facility and 'smart' class rooms

Lecture hall 3 with ICT facility of 1344 sq feet.

One seminar room with ICT facility in department.

e) Students' laboratories-Not applicable

f) Research laboratories- Not applicable

## **39 Number of post graduate students getting financial assistance from the university.**

**NONE**

## **40 Was any need assessment exercise undertaken before the development of new program(s)? If so, highlight the methodology.**

**Phd in Oral Medicine & Radiology**

## **45. Does the department obtain feedback from;**

### **• Faculty on curriculum as well as teaching-learning-evaluation? If yes, how does the department utilize the feedback?**

a) College has established online feedback mechanism through software faculties give feedback on library, courses infrastructure, programmes, teaching, learning and evaluation. The analysis outcome is used to identify the deficiencies in the curriculum and to initiate remedial action in form of problem based learning and enrichment courses.

### **Students on staff, curriculum and teaching-learning-evaluation and how does the department utilize the feedback?**

b) The college has mechanism to collect the feedback from the students and faculties on curriculum, program, and courses. The Feedbacks are also collected from students and faculties on library and infrastructure.

### **• Alumni and employers on the programs offered and how does the department utilize the feedback?**



# Bapuji Dental College & Hospital



- c) The college collects feedback from the alumni, who meet annually once, during the alumni meet. These feedbacks collected on the curriculum knowledge and skills and CDE programmes.

Yes

Based on need assessment PhD programme under the guidelines of RGUHS has been started.

#### **41 List the distinguished alumni of the department (maximum 10)**

1. Dr Sumanth K N professor, Department of Oral Medicine & Radiology, Malaysia
2. Dr. Vishwanath Rangdhol Professor & Head Department of Oral Medicine & Radiology, Indira Gandhi Institute of Dental sciences, Mahatma Gandhi Medical College campus, Pillaiyarakuppam, pondicheery.
3. Dr. Kodandaram Professor & Head, SJM Dental College & Hospital, Chitradurga.
4. Dr. Kartikeya Patil Professor & Head, JSS university Mysore.
5. Dr. Sunil M K Professor & Head, Gurunanak Dental college, Maulana
6. Dr. Shambulingappa Professor, Ambala
7. Dr. Mamtha G P Professor, College of Dental Science, Davangere.
8. Dr. Ceena Dany Professor, Manipal Institute of Dental sciences, Mangalore
9. Dr. Tushar Phulandrikar Professor & Head, Indore
10. Dr. Ravi Raj, Professor, C K S Teja Dental college, Tirupathi.

#### **42 Give details of student enrichment programs (special lectures / workshops / seminar) involving external experts.**

1. Online lecture Webinar by Hemanth R Umarji Professor and Head, Department of Oral Medicine & Radiology, GDC, Mumbai on Diagnosis & Management of common and uncommon oral lesions on 20-2-2015.
2. Online Lecture by Dr Sumanth Professor, Melaka, Malaysia on Interpretation of Intraoral Periapical Radiography.

#### **43 List the teaching methods adopted by the faculty for different programs including clinical teaching.**

Modern teaching methods practiced and use of ICT in teaching – learning

UG students

Clinical Discussion– Topics

III BDS

**Post Box No. 326, M.C.C. 'B' Block, Davangere**





# Bapuji Dental College & Hospital



Case history & examination, Film and accessories, Intra oral radiographic, Techniques- processing-, Diseases of pulp and Periapical, Diseases of Periodontium, Normal radiographic anatomy.

IV BDS, Case history & examination-, Film and accessories, Intra oral radiographic techniques- Processing-, Red & white lesions, Vesiculo bulbous lesions, Faulty radiographs, Extra oral & digital radiography, Oro facial pain.

## PG Teaching Policy

- a. Regular Seminars----3 days a week (Monday, Tuesday, Wednesday)
- b. Journal clubs --- weekly once (Thursday)
- c. Case Presentation--- weekly once (Friday)
- d. Theory class (III B.D.S and IV B.D.S students)-- taken at stipulated timings
- e. Performing Investigations :
  - i) FNAC & Biopsy (Observe, Assist & Perform under supervision)
  - ii) Taking all Intra oral and Extra Oral Radiographs -
- f. Intra Oral Radiographs-
- g. Intra Oral Periapical radiograph (IOPA)
- h. Bitewing(BW)
  - i. Occlusal –
    - a. True
    - b. Topographic
- j. Extra oral radiographs
- k. Panoramic Radiograph
- l. Skull radiographs - PA skull projection
  1. PA mandible projection
  2. Rotated PA projection
  3. Submento-vertex
  4. Reverse-Towne's projection
  5. PNS projection
  6. Lateral Cephalometric projection
- m. TMJ projections
- n. Transcranial projection
- o. Transpharyngeal projection
- p. Transorbital projection
- q. Lateral oblique projection

**Post Box No. 326, M.C.C. 'B' Block, Davangere**



- r. Body projection
- s. Ramus projection
- t. Lateral nasal projection
- u. Giving IM & IV Injections
- v. Administration of Oxygen and life saving drugs to patients
- w. Performing basic CPR and certification by Red cross
- x. Attending and or presenting at State level, National level or international level Departmental and General Conferences, Workshops & advance courses
- y. Conducting research and writing Main Dissertations topic (as approved by the postgraduate guide)
- z. Writing a Library Dissertation on any one vital topic (as approved by the postgraduate guide)

#### **44 How does the department ensure that program objectives are constantly met and learning outcomes are monitored?**

We follow the UG and PG syllabus which is given by RGUHS.

#### **45 Highlight the participation of students and faculty in extension activities.**

Extra-curricular details: Post graduate

1. Dr.Keerthi - Carrom single - 1<sup>st</sup> place
2. Dr.Keerthi & Dr.Sushmita – Carrom Doubles- 1<sup>st</sup> place
3. Dr.Keerthi & Dr.Dilip- Carrom Mixed doubles – 1<sup>st</sup> place
4. Dr.Keerthi & group - Throw ball runner team.
5. Dr.Keerthi & Dr.Ishita Agarwal- Batminton girls runner up
6. Dr.Kanad & Dr.Keerthi- Badminton mixed doubles – winners
7. Dr.Ishitha- Single Batminton – Runner up
8. Dr.Aditya Sao & group – Cricket team winner
9. Dr.Ishita- Musical Chair – Runner up
10. Dr.Latika Bachani – certificate of appreciation for the team leader of International Dental Campaign organized on World Oral Health day 2015 a FDI international project represented in India by National Dentists & Dental Student Federation (India)

#### **Extra-curricular details: Staff**

1. Dr.Shivaprasad S- Carrom, Chess, Cricket, Shuttle- Ist Place 2012-13
2. Dr.Pramod- Carrom doubles 2012-13, Shuttle singles and doubles winner 2012-13, IInd place shot put 2012-13,



# Bapuji Dental College & Hospital



3. Dr.Ranjani Shetty- Runner in throw ball 2013-14, Ist in Shot put 2012-13, IInd place Lemon & spoon 2013-14, IInd place musical chair 2013-14.
4. Dr.Poornima R- Ist place carom womens doubles 2012-13, IInd place in aiming the wicket 2012-13, Ist place Lemon & spoon 2013-14
5. Dr.Sangeeth Siddabasappa- Ist place Aiming the wicket 2013-14, Runner in throw ball 2013-14
6. Dr.Shubha.C- Ist place Lemon and Spoon 2012-13, IInd place Lemon and Spoon 2013-14 Ist place carom womens doubles 2012-13, Ist place carom singles 2013-13, IInd place carom singles in 2013-14, Runner in throw ball 2012-13 & 2013-14.

### **46 Give details of “beyond syllabus scholarly activities” of the department.**

Oral cancer awareness and screening program conducted in Department of Oral Medicine & Radiology in collaboration with Department of Public Health Dentistry, Bapuji Dental College & Hospital from 13<sup>th</sup> Nov to 19<sup>th</sup> Nov 2014, with the co ordination of Dr. K Sadashiva Shetty Principal, Dr.Ashok L Professor & Head, Dr.Sangeeth Siddabasappa Reader, Dr.Shilpa Post graduate, and Interns.

Patient were educated about the Oral health care and adverse habits with the use of tobacco in preventing of oral cancer and about self examination of the oral cavity by the Qualified Doctors and Students.

### **47 State whether the program/ department is accredited/ graded by other agencies? If yes, give details.**

NIL

### **48 Briefly highlight the contributions of the department in generating new knowledge, basic or applied.**

Dr.Ashok L, Dr.Sujatha G P, Dr.Pramod G V have been trained on CBCT training programme held at Melaka, Malaysia.

b. CDE programmes - Teacher training programme conducted by the OMDR alumni Department of Oral Medicine & Radiology, BDCH:

On 18/3/2015 by **Dr.Ranjani shetty** on **EDUCATIONAL OBJECTIVES.**

On 20/3/2015 by **Dr.Poornima R** on **LESSON PLANNING AND MICRO TEACHING**

### **49 Detail five major Strengths, Weaknesses, Opportunities and Challenges (SWOC) of the department.**

**Post Box No. 326, M.C.C. ‘B’ Block, Davangere**



## a. Strengths:

- Department is a recognized Phd center with recognized Phd guide approved by RGUHS Karnataka.
- Department offers infrastructural facilities, technological & material support & environment conducive form for exchange of knowledge and ideas and we provide adequate clinical experience that offers wide access to consultative , comprehensive and emergency oral health care.
- Attract the staffa and make then committed by providing them with necessary resources, opportunities and support to stimulate their professional and personal development.
- Undertake basic and clinical research projects which contribute to oral health and social needs
- Develop communicaton strategies
- Serve as professional resource for private practioners and a referral center for patients with complex conditions and treatment needs.
- Department is offering expertise in Age estimation and sex determination in collaboration with department of Forensic medicine JJM Medical college.
- Department has got following speciality clinics: TMJ clinic, Tobacco cessation clinic, Oral Cancer detection clinic.

## b. Weaknesses

The Mission Monitoring cell reviews the performance of IQAC on continuous basis Annual Quality Assurance Reports are generated Identified weakness are rectified on continuous basis.

## c. Opportunities:

- College has a potential to become a center of excellence in UG and PG dental education
- College has also prospect to be declared as research center.

## d. Challenges:

- Availability of super specialities in the college.
- Exchange programmes between different universities within and outside the country.

## **50 Future plans of the department.**

- a. Communication skills and critical thinking for UG s and PG s
- b. Basic life support for UG s and PG s
- c. Use of lasers for treatment of oral mucosal lesions for PG s
- d. CBCT training for PG s
- e. Training in tobacco cessation programme for PG s.



## Evaluatory Report Of The Department

**1. Name of the Department :** Pedodontics and Preventive Dentistry

**2. Year of establishment :** The Department of Pedodontics and Preventive Dentistry, Bapuji Dental College and Hospital was established in 1987 with an intake of two students per year. Over the years, an increase in experienced faculty and upgradation of infrastructure, led the intake to be enhanced to 6 per year.

Today, *Bapuji Dental College and Hospital* is regarded as the “*Oxford of India*” for its excellent academic reputation, experienced and dedicated faculty, outstanding clinical facilities and a world class environment that supports education. The agenda of our department is to prepare dental students and graduates to deliver high quality professional dental services to an ever increasing population of children with a personal touch. We hope to combine the best of both worlds-techno wizardry yet biologically sound principles, such that we can impart the best of care to our patients. We vouch for the fact that **A Healthy mouth is the passport to a Child’s Healthy Future!**

**3. Is the Department a part of a college/Faculty of the university**

The department is an integral part of Bapuji Dental College and Hospital which is in turn affiliated to the Rajiv Gandhi University of Health Sciences, Karnataka.

**4. Names of programs offered (UG, PG, PharmD, Integrated Masters; M.Phil., Ph.D., Integrated Ph.D., Certificate, Diploma, PG Diploma, D.M./M.Ch., Super specialty fellowship, etc.)**

Under Graduate (BDS), Post Graduate (MDS)

**5. Interdisciplinary programs and departments involved:**

In the year 2013 (7) interdisciplinary programs were organized involving various other departments, similarly in the year 2014(1), 2015(4) such programs were conducted.

**6. Courses in collaboration with other universities, industries, foreign institutions etc.**

No courses are running in collaboration with other universities/foreign institutions, etc.

**7. Details of programs discontinued, if any, with reasons**

No programs have been discontinued by the Department.

**8. Examination System: Annual/Semester/Trimester/Choice Based Credit System**

Examination system for BDS: Annual examination is followed as per RGUHS annual schedule.

Internal assessment: A minimum of three internal assessments are held in an academic year and the average of the set tests is sent to the university.



# Bapuji Dental College & Hospital



University examination: There shall be two examinations annually conducted at an interval of not less than 4-6 months, each for 3 hours & max 70 marks.

3rd BDS theory syllabus is allotted 20 hours and is followed according to RGUHS recommendations.

4<sup>th</sup> BDS theory syllabus is allotted 45 hours and is followed according to RGUHS recommendations.

For internal assessment 10 marks each from practical and theory are considered.

For practical examination 90 marks are allotted for the clinical procedure and 20 for viva voce

**BOOKS RECOMMENDED:** 12 standard text books are recommended for references.

Time table for third and final BDS (RS 2 & RS 3) is strictly followed as per RGUHS

GUIDELINES.

**Department of Pedodontics and Preventive dentistry, Bapuji Dental College and Hospital, Davangere, Karnataka.**

## PROFORMA FOR SUBJECT INDEX

**Subject: Pedodontics and Preventive dentistry**

Degree: **Final B.D.S**

Subject index for the year 2011, in June (RS 2) -61%, December (RS 2)-62%

Subject index for the year 2012, in July (RS 2) -63%, July (RS 3)- 64%, December (RS 2)-61%, December (RS 3)-65%.

Subject index for the year 2013, in June (RS 2) -56%, June (RS 3)-68%, December (RS 3)-65%.

Subject index for the year 2014, in June (RS 3) -71%, December (RS 2)-60%, December (RS 3)-61%.

## **EXAMINATION SYSTEM (FOR MDS)**

The syllabus and examination pattern are followed as formulated by RGUHS university & DCI.

## PROFORMA FOR SUBJECT INDEX

**Subject: Pedodontics and Preventive dentistry**

Degree : **MDS**

Subject index for the year 2011, in May -69%.

Subject index for the year 2012, in May -68%.

Subject index for the year 2013, in May -73%.

Subject index for the year 2014, in May -72%.

## **9. Participation of the department in the courses offered by other departments**

**Post Box No. 326, M.C.C. 'B' Block, Davangere**



# Bapuji Dental College & Hospital



There is no participation of the department in the courses offered by other departments

## **10. Number of teaching posts sanctioned, filled and actual (Professors/Associate Professors/Asst. Professors/others)**

Professors & HOD -1/Associate professors-2/Lecturer-3

## **11. Faculty profile with name, qualification, designation, area of specialization, experience and research under guidance**

Dr. A. R. Prabhakar, prof.&hod – 27yrs/ Dr. Basappa. N, prof.-26yrs/Dr. Raju. O. S, prof.-22yrs/ Dr. Sugandhan. S, prof.-21yrs/Dr. Chandrashekar Yavagal, reader- 10 years/ Dr. Saraswathinaik, reader – 6yrs/ Dr. Mythri. P, senior lecturer-3yrs/ Dr. Deepak. B. M, lecturer-1yr/Dr. Shivani. B, lecturer-1yr.

**Qualification and area of specialization for entire faculty- MDS, PEDODONTICS and PREVENTIVE DENTISTRY.**

## **12. List of senior Visiting Fellows, adjunct faculty, emeritus professors:**

There are no senior visiting fellows, adjunct faculty and emeritus professors

## **13. Percentage of classes taken by temporary faculty – program-wise information**

No classes are taken by temporary faculty.

## **14. Program-wise Student Teacher Ratio**

UGSTUDENTS-11:1 per batch, PGSTUDENTS- 1:1 per batch

## **15. Number of academic support staff (technical) and administrative staff: sanctioned, filled and actual:**

2-Dental Lab Technicians, 2-Dental Hygienists, 1-Staff Nurse

## **16. Research thrust areas as recognized by major funding agencies**

There are no research thrust areas as recognized by major funding agencies.

## **17. Number of faculty with ongoing projects from a) national b) international funding agencies and c) Total grants received. Give the names of the funding agencies, project title and grants received project-wise.**

There are no faculty members with ongoing projects from a) national b) international funding agencies and c) total grants received

## **18. Inter-institutional collaborative projects and associated grants received**

### **a) National collaboration b) International collaboration**

From the year 2010, 37 studies out of which 04 in vivo, 32 in vitro, 01 animal study were conducted.

## **19. Departmental projects funded by ICMR; DST-FIST; UGC-SAP/CAS, DPE; DBT, ICSSR, AICTE, etc.; total grants received.**

**Post Box No. 326, M.C.C. 'B' Block, Davangere**



# Bapuji Dental College & Hospital



There are no departmental projects funded by ICMR;DST-FIST; UGC-SAP/CAS,DPE;DBT,ICSSR,AICTE etc.

## **20. RESEARCH FACILITY/CENTERWITH:**

Staterecognition:YES, Nationalrecognition:YES, Internationalrecognition:NO

## **21. Special research laboratories sponsored by / created by industry or corporate bodies**

There are no specialresearchlaboratories sponsoredby/created byindustry orcorporate bodies

## **22. PUBLICATIONSOF THE DEPARTMENT:**

National publications:22, International publications: 24

## **BOOKSANDCHAPTERSAUTHORED**

Dr. A. R. PRABHAKAR & Dr. RAJU. O. S – contributors for 3 &1 textbooks respectively from the year 2009-14.

## **23. Details of patents and income generated :** None

## **24. Areas of consultancy and income generated:** None

## **25. Faculty selected nationally / internationally to visit other laboratories / institutions / industries in India and abroad**

DR. A. R. Prabhakar visited as international examiner to Nairobi, Kenya during 2012-13

DR. A.R. Prabhakar visited as guest speaker to Muscat, Sultanate of Omanduring 2013

Dr.Chandrashekar Yavagal- appointed as adjunct faculty of UNIG Italy (University of Genova, Italy) for their laser dentistry course in India in for 2013 -2014

Dr.Chandrashekar Yavagal– awarded associate fellowship of the World Clinical LaserInstitute in 2014.

Dr. ChandrashekarYavagal– awardedfellowship of the InternationalCollege of Dentists in2015.

Dr.ChandrashekarYavagal– invited for the annual congress of the ASIA PACIFIC LASER INSTITUTE, Tapei, Taiwan in May 2016 as VIP Guest faculty.

## **26. Faculty serving in**

**a) National committees b) International committees c) Editorial Boards d) any other (specify)**

**Dr A.R. Prabhakar**isamember of editorialboardsinfollowing journals:

JournalofIndianSociety of Pedodontics andPreventive Dentistry- 2012, Contemporary Clinical Dentistry- 2012 – 2015, InternationalJournalofOralSciences- 2012 &2015

**Dr. Chandrashekharyavagal**isamemberof editorialboardsin following journals:

Journals of OralLasers,officialpublication of SOLA(Society forOral Lasersapplications):2012-15 and International Journal of Oral health Sciences, 2015.

**Dr.Saraswathi. V.Naik**isa memberof editorial boardsinfollowing journals:

**Post Box No. 326, M.C.C. 'B' Block, Davangere**





Indian Journal of Dental Education (IJDE) – 2015, Indian Journal of Forensic Odontology (IJFO)– 2015, Journals of Health Sciences -2014

## **27. Faculty recharging strategies (Refresher / orientation programs, workshops, training programs and similar programs).**

1. Interdepartmental clinical meet are being held once in a month
2. Workshop on Nasoalveolar Moulding in Cleft Pedodontics conducted on 14th and 15<sup>th</sup> March 2014. Course included Didactics and 'Handson' training on various aspects of NAM in Cleft Pedodontics.
3. Workshop on Self Adjusting Files in paediatric Endodontic conducted on 23rd December 2014. Course included Didactics and 'Handson' training on various aspects of SA Fin Pediatric Endodontics.
4. 'Taming the mind to be our friend' the art of mind control, a personality enrichment workshop was conducted on 18<sup>th</sup> March 2015.

## **28. Student projects**

- percentage of students who have taken up in-house projects including inter-departmental projects
- percentage of students doing projects in collaboration with other universities / industry / institute

### **Postgraduates**

#### **List of students who have taken up in-house projects:**

##### **Invivo- 4, Invitro- 12**

Dr. Vaibhav Chougule, Dr. Karuna, Dr. Amrita Chakraborty, Dr. Sonali Agarwal, Dr. Archana P. Betur, Dr. V.V. Krishna Murthy, Vallu, Dr. Maganti Rekhamani, Dr. Shantharani N, Dr. Limaye Nandita Shrikant, Dr. Kratika Dixit, Dr. Kalimareddy. L. Priyanka, Dr. Amitha M Shagale.

#### **List of students who have done projects in collaboration with other institutes**

##### **Invivo- 03, Invitro- 33, Animal study- 01**

Dr. Akansha Gulati, Dr. Jibi Paul M, Dr. Deepak Purushottam Mehta, Dr. Prasanna T. Dahake  
Dr. Mythri P, Dr. Kirti S. Pattanshetti, Dr. Meenakshi Sharma, Dr. Vinodh Kumar P, Dr. Jha Mihir kumar Nawal Chandra, Dr. Priyanka Basavraj, Dr. Savita G. Hadakar, Dr. Divya Prahlad, Dr. Taur Swapnil Machindra, Dr. Deepti Sharma, Dr. Jaiswal Manoj Kumar Ashok kumar,

Dr. Praveen Kumar S. Bali, Dr. Sonal Jain, Dr. Mulchandani Vinay, Dr. Dhanraj K



# Bapuji Dental College & Hospital



Dr. Suchitras.Kundapur, Dr. Suma b. Satenahalli, Dr.Ravi kumar S, Dr. Deepak .B. M  
 Dr.Deepti Balehosur, Dr. Sheth Sayli Sandesh, Dr.NismaZahoor, Dr. Vaibhav Chougule, Dr.  
 Karuna, Dr.Amrita Chakraborty, Dr. Sonali.Agarwal, Dr.Archana.P.Betur, Dr.V.V Krishna  
 Murthy. Vallu, Dr. Maganti Rekhamani, Dr.Shantharani N, Dr.Limaye Nandita Shrikant, Dr.  
 Kratika Dixit, Dr. Kalimareddy. L. Priyanka, Dr. Amitha M Shagale.

## UNDERGRADUATES

### List of students who have taken up in-house projects

In year 2011, 11 III BDS(RS3) students have presented 11 seminars and 4 posters on allotted topics.

In year 2011, all III BDS(June/July) students have presented 74 seminars and 7 posters on allotted topics.

In year 2011, 30 IV BDS(December) students have presented 30 seminars and 4 posters on allotted topics.

In year 2012, 36 IV BDS(RS3) students have presented 36 seminars and 4 posters on allotted topics.

In year 2013, 72 IVBDS(RS 3) students have submitted 7 projects on allotted topics.

In year 2014, 52 IVBDS(RS 3) students have submitted 5 projects on allotted topics.

In year 2014, 22 IVBDS(December) students have submitted 6 projects on allotted topics.

### 29.Awards / recognitions received at the national and international level by

#### FACULTY:

Name of the faculty	Achievement	Year
Dr. A. R. Prabhakar	Guest lecturer in Oman Dental College	2012
Dr. A. R. Prabhakar	External examiner for MDS ( Pediatric Dentistry) Final University Exam at the College of Health Sciences, University of Nairobi	2013
Dr. ChandrashekarYavagal	Adjunct Faculty in the Indian Chapter of UNIVERSITÀ DEGLI STUDI DI GENOVA, ITALY	2013
Dr. ChandrashekarYavagal	Associate Fellowship within the World Clinical Laser & Imaging Institute	2014
Dr. ChandrashekarYavagal	Diplomate in Orthodontics, Orthodontic World Institute, Barcelona, Spain	2014



# Bapuji Dental College & Hospital



<b>Dr. Chandrashekar Yavagal</b>	Fellowship of the International College of Dentists	2015
----------------------------------	---	------

**STUDENTS:**

**Quiz:**

DR.NANDITA, DR. AMRITA, DR. PRIYANKA. PG sin Pedodontics won second prize in a quiz competition, conducted on 10/02/14 at 11<sup>th</sup> ISPPD CONVENTION, Chandigarh

DR. KRATIKA, DR. FIDAN, DR. KRUPA. Pgs in Pedodontics won third prize in a quiz competition, conducted on 28/02/15 at 12<sup>th</sup> ISPPD CONVENTION, Tumkur **University examinations:**

**MDS Pedodontics and Preventive dentistry may-2013**

**Rajiv Gandhi University of Health Sciences,**

**Meritlist**

SI NO.	YEAR	NUMBER OF RANKS
1	2013	05
2	2014	03
3	2015	03

**PG RANKS**

**UG RANKS**

SI NO.	YEAR	NUMBER OF RANKS
1	2012	03
2	2015	07

**Best paper & poster awards in conferences and conventions:**

In the year 2012 – 3 posters, 1 paper

In the year 2013 – 2 posters, 5 papers

In the year 2014 – 2 posters, 5 papers

In the year 2015 – 1 poster, 1 paper, 1 table clinic.

**30.Seminars/ Conferences/Workshops organized and the source of funding (national / international) with details of outstanding participants, if any**

3 CDE PROGRAMMES WERE CONDUCTED:

**Post Box No. 326, M.C.C. ‘B’ Block, Davangere**



# Bapuji Dental College & Hospital



- NAMIN CLEFT PEDODONTICS(1<sup>st</sup> module)-14&15 march 2014
- SAFIN PEDIATRICENDODONTICS- 23 December 2014
- NAMIN CLEFT PEDODONTICS (2<sup>nd</sup>module)- 11&12 September 2015

### 31. Code of ethics for research followed by the departments

All the Research activities undertaken at the department of Pedodontics & Preventive Dentistry are in strict accordance to the **Helsinki Declaration-7<sup>th</sup> Revision**

**(In October 2008, the 59<sup>th</sup> World Medical Association (WMA) general assembly in Seoul adopted the 7<sup>th</sup> revision to the declaration of Helsinki- which is a set of ethical principles regarding human experimentation widely regarded as the cornerstone document on human research ethics)**

Once a particular study is designed, a synopsis highlighting the gist of it is submitted to the INSTITUTIONAL REVIEW BOARD, BAPUJI DENTAL COLLEGE AND HOSPITAL, and DAVANGERE. A mandatory meeting is then summoned, wherein the Researcher presents his/her synopsis so as to appraise the board and obtain its Ethical approval before initiating the project.

### 32. Student profile program - wise

Name of the Program (refer to question no. 4)	Applications received	Selected		Pass percentage	
		Male	Female	Male	Female
BDS	-	-	-	> 75%	
MDS	-	Males - 4	Females - 13	100 % Both sexes	

### 33. Diversity of students

Name of the program	% of students from the same university	% of students from other universities within the state	% of students from universities outside the state	% of students from other countries
<b>MDS (2011)</b>	50	33	17	-
<b>MDS(2012)</b>	80%	-	20%	-
<b>MDS(2013)</b>	50%	-	50%	-
<b>MDS(2014)</b>	50%	17%	33%	-

### 34. How many students have cleared Civil Services and Defense Services examinations, NET, SET, GATE, USMLE, PLAB, GPAT, NCLEX, CGFNS, IELTS and other competitive examinations? Give details category-wise.

None

### 35. Student progression

Student progression	Percentage against enrolled
UG to PG	Year of admission 2011 - 0 student 2012 - 1 student (16%) 2013 - 2 student (32%) 2014 - 0 student 2015 - 1 student (16%)
PG to M. Phil, DM / M Ch / DNB	NONE
PG to Ph.D.	NONE
Student progression	NONE
Ph.D. to Post-Doctoral	NONE
Employed <ul style="list-style-type: none"> <li>• Campus selection</li> <li>• Other than campus recruitment</li> </ul>	NONE
Entrepreneurs	NONE

### 36. Diversity of staff

<b>Percentage of faculty who are graduates</b>	
Of the same university	65%
From other universities within the state	35%
From universities from other states	-
From universities outside the country	-

### 37. Number of faculty who were awarded M.Phil., DM, M Ch, Ph.D., D.Sc. and D.Litt. during the assessment period

No faculty member has been awarded M.Phil, DM, M Ch, Ph.D, D.Sc. and D.Litt. during the assessment period.

### 38. Present details of departmental infrastructural facilities

The Department of Pedodontics and Preventive Dentistry, Bapuji Dental College and

Hospital, is located on the first floor of the main building. It is designated as room number 3.

The infrastructure for curricular activities includes a total area of

7466 square feet. For convenience it has been divided to include an undergraduate clinic with its independent waiting lounge, a postgraduate clinic with its waiting lounge, and a play room.

#### UNDERGRADUATE CLINIC:

Reception room - 10' x 10' - 100 sqft

Exodontia room - 20' x 10' - 200 sqft

UG clinic - 64' 5" x 31' 6" - 2080 sqft

Preclinical lab - 21' 6" x 21' 6" - 484 sqft

#### Patient waiting lounge



# Bapuji Dental College & Hospital



1:21'6'' x10' 9''-242 sqft

2:21'6'' x10' 9''-242 sqft

## PG CLINIC

Receptionroom-10' x10' –100 sqft

Minor surgery room- 10' x10' – 100sqft

PG clinic- 53' 0''x31' 6''– 1696 sqft

Laboratory 1 - 20'9''x10'– 210 sqft

Laboratory 2 - 20'9''x10'– 210 sqft

Tracing room - 20'x10' – 200 sqft

## The various other sections in the department areas follows:

HOD room andlibrary-10' x10'– 100 sqft

Staff room -10' x10' – 100 sqft

Seminar hall- 20'x10' – 200 sqft

Play room - 20' x12' – 240 sqft

Computerroom - 20' x12' – 240 sqft

Storerroom- 10' x10' – 100 sqft

Locker room -10' x10' – 100 sq.

## FACILITIES AVAILABLE

### DENTAL CHAIRSINCLINIC

### UNDERGRADUATECLINIC

### SOLDERINGMACHINE

### CAST TRIMMER

### STEAM JET



# Bapuji Dental College & Hospital



AUTOMATIC XRAYPROCESSOR

NEEDLE DESTROYER

MUSICSYSTEMINCLUDINGWORLD SPACE

GLASSBEAD STERILIZER

LABORATORYMICROMOTOR

LIGHT CURING UNIT

BIOSTAR

APEXLOCATOR

BEE-FILL

X-SMART

PICASSO DIODE LASER

NITROUSOXIDE-OXYGENCONSCIOUSSEDATIONUNIT:

## **COMPUTER ROOM**

It consists of 1 CPU, 1 UPS, 1 HD printer- 3420 model, HP Scan Jet 2300C

Items like 1 wooden table, 1 computer table, 2 metal chairs are also present

Computer accessories like 1 monitor and 1 key board.

## **LIBRARY AND INETERNET FACILITYFORSTAFFANDSTUDENTS**

-Mainlibrary utilizationby the students

### **List of Speciality Journals available:**

Pediatric Dentistry, Fluoride, InternationalJournalof Pediatric Dentistry, International Journal of Clinical Pediatric Dentistry, Journalof Clinical Pediatric Dentistry, Journal of Dentistry for Child, Journal of Indian Society of Pedodontics & Preventive Dentistry.

Along with this, there are departmental CDs available in the main library assisting in easy learning. These AUDIO-VISUAL aids make learning better and enjoyable for students. We along with chair-side teaching use audio-visualaids to help learning of certain concepts in an easier way.

### **INTERNET FACILITIES:**

The department is equipped with advanced computers which have continuous access to Internet through Wi-Firouters.

The students can access the necessary information through web based portals in the undergraduate and postgraduate clinics as well as departmental library.

### **GIDE: GLOBAL INSTITUTE OF DENTAL EDUCATION**

To aid the students to experience areal life like situations, the library provides Global Institute of Dental Education (GIDE), where various topics of Pedodontics are shown in an attractive,





attention gaining way. The demonstrations of various procedures are shown so that the students are well-versed with the step sand methods and will be able to do the same in the irclinical practice.

## **DEPARTMENT LIBRARY**

The department library consists of textbooks from authors like Shobha Tadon, Gupta M C, Polit, Barlow, Nelson.

## **Class rooms with ICT facility and 'smart' classrooms**

Lecture hall 4 (LCD projector),

First floor: 42'3" x 31'6" = 1344 sq. FT

## **39. List of doctoral, post-doctoral students and Research Associates**

There are no doctoral, post-doctoral students from the host or other institutions/universities.

Research associates : Dr A.R. Prabhakar- Ph.D guide- Department of Pedodontics and Preventive Dentistry, RGUHS, Bangalore.

Research Scholars: (From extrenal university) Dr. Chandrashekar Yavagal, Ph.D research scholar at Pacific University. (PAHER)

## **40. Number of post graduate students getting financial assistance from the university.**

No financial assistance is provided to the Post-graduate students by the University.

## **41. Was any need assessment exercise undertaken before the development of new program(s)? If so, highlight the methodology**

No assessment exercises were undertaken before the development of new programs.

## **42. Does the department obtain feedback from**

The Department regularly obtains feedback from:

Faculty on curriculum as well as teaching-learning- evaluation

- Students on staff, curriculum and teaching-learning-
- Alumni and employers on the programs offered

## **43. List the distinguished alumni of the department (maximum 10)**

1. Dr. Geetha R. Wani
2. Dr. Thomas Manjooran
3. Dr. Baby John
4. Dr. Shashikiran
5. Dr. Srinivas N
6. Dr. Sukhdeep Singh



7. Dr.NikhilMarwah
8. Dr.GirishB
9. Dr.MiteshSanghvi
10. Dr.ManojJaiswal

**44. Give details of student enrichment programs (special lectures / workshops / seminar) involving external experts.**

Hands on Workshop on Naso-Alveolar Moulding (NAM) in Cleft Pedodontics conducted on 14th and 15th March 2014.

'Handson' training Workshop including Didatics on Self Adjusting Files (SAF) in paediatric Endodontic conducted on 23rd December 2014.

Taming the mind to be our friend' the art of mind control, a personality enrichment workshop was conducted on 18<sup>th</sup> march 2015.

Workshop on Naso-Alveolar Moulding (NAM) in Cleft Pedodontics (2<sup>nd</sup> module) conducted on 11<sup>th</sup> and 12<sup>th</sup> September 2015. Course included Didatics and 'Handson' training on various aspects of NAM in Cleft Pedodontics.

**45. List the teaching methods adopted by the faculty for different programs including clinical teaching.**

Lectures, pedagogy exercises, seminar, problem base learning, group discussions, journal discussion. Technique demonstrations, case discussion

**46. How does the department ensure that program objectives are constantly met and learning outcomes are monitored?**

**UGANDPGSYLLABUS**

**COMPLETE TIME TABLE FOR ALL YEARS:**

**POST GRADUATION:**

**1<sup>st</sup> year:**

- Orientation Lectures
- Concept Writing
- Textbook Seminars
- Pre clinical Seminars



# Bapuji Dental College & Hospital



- Preclinical Work
- Demonstrations for pre clinical work
- Dissertation
- Short Term Study
- School Dental Health Programme
- OSCE Drills
- Cataloguing GOLD STANDARD articles
- Attending one Conference and one Convention
- Poster Presentations
- Question Paper Exams & Evaluation
- Display & Eligibility Examination
- 2<sup>nd</sup> year:**
  - Orientation lectures
  - Subject Seminars
  - Journal Clubs
  - Question Paper Discussions
  - Problem Based Learning
  - Clinical Work
  - Special Case Records
  - FollowUp Programme
  - Project Work
  - Interdepartmental Clinical Meet
  - Attending one Conference and one Convention
  - Table Clinic & Paper Presentation
  - Collection of Dissertation related materials
  - Adoption Programme
  - Preventive Clinics
  - Conscious Sedation Posting
  - Question Paper Exam & Evaluation
- 3<sup>rd</sup> year:**
  - Symposiums



# Bapuji Dental College & Hospital



- Journal Clubs
- Question Paper Discussions
- Problem Based Learning
- Case Presentation
- Clinical Work
- Special Case Records
- Adaption programme
- Preventive clinic
- Conscious education posting
- Follow Up Programme
- Inter departmental Clinical Meet
- Execution of Dissertation
- Manuscript Preparation for publication
- Question Paper Exam & Evaluation
- Eligibility criteria to appear for the final exam– quota system
- Preparation Period
- Mock Exam
- Final Theory Exam
- Preparation for Final Practical Exam
- Final Practical Exam
- UNDERGRADUATION:-**
- III YEAR:**
- Conduction of theory classes every week
- Clinical postings
- Discussion of subject topics
- Demonstration of clinical exercises
- IV YEAR:-**
- Conduction of theory classes every week
- Clinical postings



- Discussion of subject topics
- Demonstration of clinical exercises
- Conduction of theory and clinical internals
- Conduction of Pre-clinical exercises classes everyweek
- Conduction of Seminars and submission of reports
- Projectwork for each batch
- School screening programm

## **ORGANIZATION OF CLINICAL TRAININGP.G.:**

### **FIRSTYEAR:**

- Relevant preclinical exercises
- Demonstration by the staff and performing individually on models
- Evaluation by the faculty

### **SECONDYEAR:**

- Clinical exercises
- Demonstration and performing individually on patients and evaluation by the faculty
- Chairside case discussion
- Behavior management
- Oral prophylaxis
- Restorations
- Pulp therapies
- Space maintainer fabrication
- Stainless steel crown delivery

### **THIRDYEAR:**

- Clinicalexercises
- Performingindividually onpatientsand evaluationby the faculty
- Chairsidecasediscussion
- Behaviormanagement
- Restorations



- Pulp therapies
- Spacemaintainerfabrication
- Stainless steelcrowndelivery
- Emergency care– trauma etc,
- Special case – performing undergeneral anesthesia,conscioussedationetc,
- CasePresentation

## **ORGANIZATION OF CLINICAL TRAINING U.G.:**

### **BEGINS AFTER THE COMPLETION OF PRECLINICAL EXERCISES AND EVALUATION**

- Case history
- Group discussion
- Individual chair side discussion
- Group discussion on the following
- Oral diseases
- Restorative materials
- Instruments
- Local anesthesia & extraction procedures
- Oral prophylaxis & fluoride application
- Pit & fissure sealant

### **PERFORMING ON SUBJECTS INDIVIDUALLY**

- Case history recording by the student
- Case history discussion with the staff
- Performing clinical exercises
- Evaluation by the staff

## **UNDERGRADUATE EVALUATION**

- Daily assignment and evaluation
- Monthly tests
- Internal assessments
- Viva-voice

## **ACADEMIC MONITORING PROCESS**

## **POSTGRADUATION**

### **First year**



- Assessment of preclinical work
- Tests on seminars presented

## Secondyear

- Assessment of basic clinical work
- Tests on major seminars and JC presented

## Third year

- Preparatory Exams both Clinical and Theory

## UNDERGRADUATION

### III YEAR

- Conduction of tests on clinical topics discussed.
- Conduction of first clinical internal sat the end of postings

### IV YEAR

- Conductionof testsonclinicaltopicsdiscussed.
- Conductionof threetheoryinternalsandclinical internals

## 47. Highlight the participation of students and faculty in extension activities.

Our department has launched Adoption program where in schools area dopted and children are screened followed by rendering treatment to meet their oral healthcare needs.

Following schools have been adopted:

- 1) Don Bosco
- 2) Government blind school forgirls
- 3) VinayakaEducationalTrustSchool
- 4) Kid Zee

## 48. Give details of “beyond syllabus scholarly activities” of the department.

Healthy baby healthy smile program

School screeningprogram

Naso alveolarmoulding

Anticipatory guidance program



**49. State whether the program/ department is accredited/ graded by other agencies? If yes, give details.**

Department of Pedodontics & Preventive Dentistry is recognised to start and award PhD program in Pedodontics under RGUHS.

Dr A.R PRABHAKAR is recognised as PhD guide under RGUHS.

**50. Briefly highlight the contributions of the department in generating new knowledge, basic or applied.**

Department is generating new knowledge, basic/applied by incorporating scientific programs such as,

- 1) Naso -Alveolar Moulding to serve the cleft lip and palate patients
- 2) Self Adjusting Files, recent development in rotary endodontics
- 3) Anticipatory Guidance, step by step approach that guides parents and children towards complete oral healthcare
- 4) Clinical Laser applications in Pedodontics

**51. Detail five major Strengths, Weaknesses, Opportunities and Challenges (SWOC) of the department.**

## **STRENGTHS OF THE DEPARTMENT**

### **School screening programs**

The regular school camps conducted both in and around DAVANGERE expose and train students for community based dental services as well as gears them up for providing oral healthcare to under privileged children.

### **Naso Alveolar Moulding and Cleft Pedodontics**

Our postgraduate students are exposed to this unique program which helps them to get acquainted to all the recent developments pertaining to children born with cleft lip and palate. **Anticipatory Guidance & Adoption Programs:**

These are two of our flagship prevention oriented programs which allow the students to understand the intricacies of oral and maxillofacial changes as seen in a growing child. This prepares them for state-of-art diagnostic and minimally invasive interventions as and when indicated.





## **WEAKNESSES OF THE DEPARTMENT**

Lack of specialized infrastructure to cater to the current trends in Pediatric Oral care viz, Laser Clinic, Pediatric Surgical Unit, Adedicated Infant and Cleft Care Unit, Lack of transportation facility for school oral health programmes.

## **OPPORTUNITIES OF THE DEPARTMENT**

- Regular CDE programs

Hands-On workshops

## **CHALLENGES FOR THE DEPARTMENT**

- Periodic Up gradation of clinical equipment and materials in tune with the changing trends.
- Integration of new technology and techniques in undergraduate and postgraduate training

## **52. Future plans of the department**

To include diploma programs

To include PhD program

To start fellowship programs in Superspeciality topics such as NAM and Cleft car.



# Bapuji Dental College & Hospital



## Evaluative Report of the Department

**1. Name of the Department:** Periodontics

**2. Year of establishment**

With Bapuji Dental College & Hospital being only the second private dental college in the country, the department of Periodontics in this great institute took birth in the year 1980. The department started with 4 dental chairs and over time has grown into humungous proportions.

The post graduate course (MDS) was started in the year 1986 with the initial intake of 2 students which was later increased to an intake of 3,4 and 6 in the year 1989,1993 and 1994 respectively

**4. Is the Department part of a college/Faculty of the university?**

Yes, it is the part of college

**5. Names of programs offered (UG, PG, PharmD, Integrated Masters; M.Phil., Ph.D., Integrated Ph.D., Certificate, Diploma, PG Diploma, D.M./M.Ch., Super specialty fellowship, etc.)**

Programs offered are BDS, MDS and Ph.D.

**6. Courses in collaboration with other universities, industries, foreign institutions, etc.**

NIL

**7. Details of programs discontinued, if any, with reasons**

NIL

**8. Examination System: Annual/Semester/Trimester/Choice Based Credit System**

Examination System is Annual

**9. Participation of the department in the courses offered by other departments**

- A compulsory training in **Biostatistics** is availed by our students every year which is conducted by Department of Public Health Dentistry.

**10. Number of teaching posts sanctioned, filled and actual (Professors/Associate Professors/Asst. Professors/others)**

	Sanctioned	Filled	Actual (including CAS & MPS)
Professor		5	
Associate Professor/Reader		2	
Assistant Professor			

	Sanctioned	Filled	Actual (including CAS & MPS)
Professor		5	
Lecturer		5	
Tutor / Clinical Insuctor			
Senior Resident			

**11. Faculty profile with name, qualification, designation, area of specialization, experience and research under guidance**

Name	Qualification	Designation	Specialization	No. of Years of Experience
Dr.D.S.Mehta	M.D.S. F.I.C.D. F.A.D.I. F.I.S.O.I. F.R.S.H.	Professor & Head of Department and Vice Prinipal	Periodontics	34
Dr.Gayathri G.V.	M.D.S.	Professor	Periodontics	19
Dr. Triveni M.G.	M.D.S.	Professor	Periodontics	19
Dr. Tarun Kumar	M.D.S.	Professor	Periodontics	13
Dr. Raison Thomas	M.D.S.	Professor	Periodontics	9yr 10months
Dr.Sowmya NK	M.D.S.	Reader	Periodontics	8 yr 7 months
Dr.Jayasheela M	M.D.S.	Reader	Periodontics	6yr 10 months
Dr.Rucha shah	M.D.S.	Lecturer	Periodontics	2 yr 5 months
Dr.Sajith Abdul Lathif	M.D.S.	Lecturer	Periodontics	2yr 4 months

Name	Qualification	Designation	Specialization	No. of Years of Experience
Dr. Jishnu N Panniker	M.D.S.	Lecturer	Periodontics	1yr
Dr. Daya	M.D.S.	Lecturer	Periodontics	6 months
Dr. Abha Karanjkar	M.D.S.	Lecturer	Periodontics	

**12. List of senior Visiting Fellows, adjunct faculty, emeritus professors**

NIL

**13. Percentage of classes taken by temporary faculty – program-wise information**

NIL

**14. Program-wise Student Teacher Ratio**

BDS: 10:1 (theory), Clinical Postings 1:1

MDS: 1:1

**15. Number of academic support staff (technical) and administrative staff: sanctioned, filled and actual**

Academic support staff	Sanctioned	Filled	Actual
Technical	4	3	3

**16. Research thrust areas as recognized by major funding agencies**

Basic research: microbiological, immunological

Clinical research: Newer materials, newer tissue handling techniques

Preventive: Oral hygiene, preventive surveys

**17. Number of faculty with ongoing projects from a) national b) international funding agencies and c) Total grants received. Give the names of the funding agencies, project title and grants received project-wise.**

Several projects have been sent to ICMR for approval pending acceptance.

1. Dr Rucha Shah received a sum of Rs 2,00,000 for her project titled 'histological assessment of healing following tooth extraction with ridge preservation using tooth bone autograft' from the research development and sustenance committee, Bapuji Dental College and Hospital, Davangere

- Dr Kriti received a sum of Rs 42,000 for her project titled ‘Assesment of nanocurcumin against periodontal pathogens: in-vitro study and Assesment of nanocurcumin as mouthwash: in-vivo study’ from the research development and sustenance committee, Bapuji Dental College and Hospital, Davangere

## 18. Inter-institutional collaborative projects and associated grants received

Type of collaboration	Number of institutes	Number of ongoing studies
National collaboration:	8	37
International collaboration	2	1

### a) National collaboration:

- Microbiological studies: Department of Microbiology & Immunology, Maratha Mandal Dental College
- Indian institute of Science, Bangalore
- JJ medical college Department of Pharmacology: Animal Studies
- Department of Implantology, SDM Dental College, Dharwad
- Tejvi techno Solutions Bangalore
- Bapuji college of Pharmacy
- I.I.T. Kharagpur (W. Bengal state)
- Collaboration** for micro CT scanning. With Nuclear Engineering and Technology Programme ,Department of Mechanical Engineering Indian Institute of Technology Kanpur.

### b) International collaboration:

- Multi center studies with University of Minnesota ( U.S.A)
- A multi- centre trial to check the efficacy of a recently launched Implant site osteotomy Bur system is being conducted in collaboration with University of Florida, U.S.A. and Private dental Clinic of Dr. Salah Huwais, Jackson, MI, U.S.A. titled - “NOVEL IMPLANT SITE PREPARATION USING DENSAH BUR’s OSSEODENSIFICATION: A CLINICAL STUDY”.



# Bapuji Dental College & Hospital



## 19. Departmental projects funded by ICMR; DST-FIST; UGC-SAP/CAS, DPE; DBT, ICSSR, AICTE, etc.; total grants received.

NIL

## 20. Research facility / centre with

- State recognition: MDS centre Periodontics recognized by the state university  
PhD centre for Periodontics recognized by the state university
- National recognition: MDS centre Periodontics recognized by the Rajiv Gandhi University of Health Sciences
- PhD centre for Periodontics recognized by the Rajiv Gandhi University of Health Sciences
- International recognition: NIL

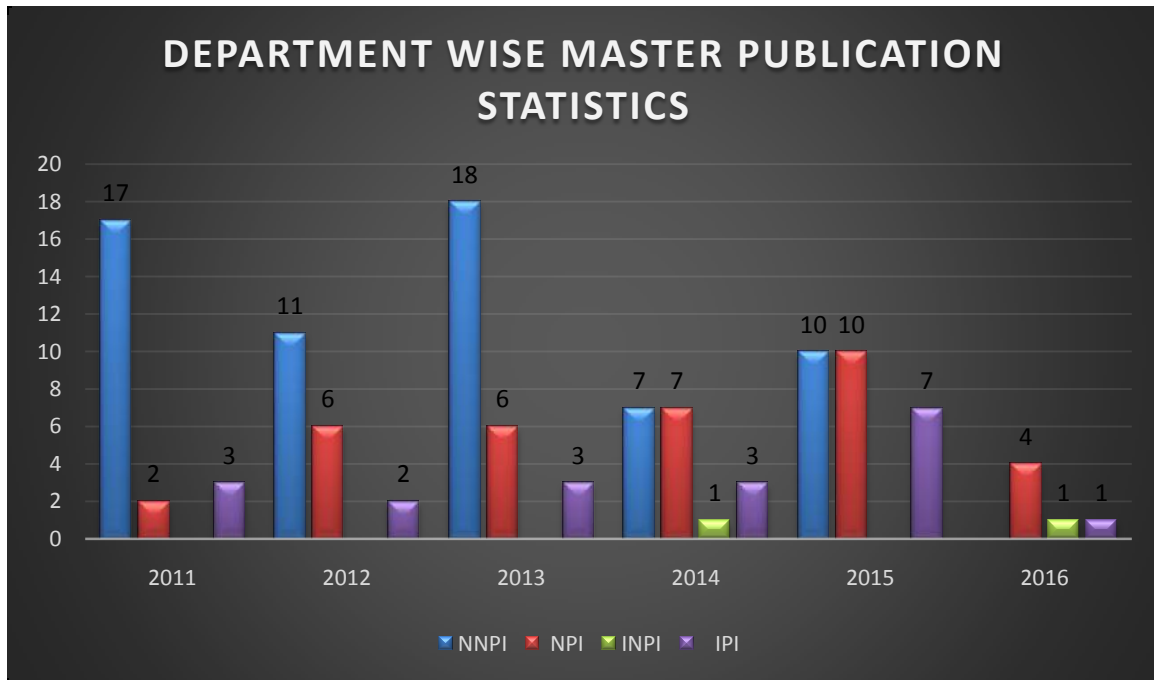
## 21. Special research laboratories sponsored by / created by industry or corporate bodies

NIL

## 22. Publications since 2011- 2016

### I. Number of papers published in peer reviewed journals( national/ international)

Year	National non-PUBMED indexed(NNPI)	National PUBMED indexed (NPI)	International non-PUBMED indexed(INPI)	International PUBMED indexed(IPI)	Total
2011	17	2	0	3	22
2012	11	6	0	2	19
2013	18	6	0	3	27
2014	7	7	1	3	18
2015	10	10	0	7	27
2016	0	4	1	1	6
Total	63	35	2	18	Grand Total – 119



**National- 99**

**International- 20**

Seraial No.	Name	International publication	International publication non-pubmed index	National publication pubmed index	National publication non-pubmed index
1	Dr.D.S.Mehta	14	3	31	59
2	Dr.Gayathri G.V.	1		4	17
3	Dr.Triveni M.G.	4	2	8	23
4	Dr.Tarun Kumar	7	2	9	19
5	Dr. Raison Thomas	3		2	7
6	Dr.Sowmya NK			4	4
7	Dr.Jayasheela M	1			1
8	Dr.Rucha shah	2		3	5
9	Dr.Sajith Abdul			1	2

Seraial No.	Name	International publication	International publication non-pubmed index	National publication pubmed index	National publication non-pubmed index
	Lathif				
10	Dr.JishnuNPanniker			1	1
11	Dr.Daya				1
12	Dr.AbhaKaranjkar				2

## II. Monographs

SNo	Title	Author	Monograph	Year
1.	Evaluation of PM-TC sonic R and oral R battery powered tooth brush	Himanshu Dadlani, Triveni MG, Mehta DS	LAMBERT Academic Publishing	2010
2.	Type II fimA genotype of Porphyromonasgingivalis: A reliable marker of periodontal disease activity.	Deepika Garg, Triveni MG, Mehta DS	LAP LAMBERT Academic Publishing	2011

## Chapters in Books

SI.NO	TITLE	AUTHOR	BOOK	YEAR
1.	Periodontal diseases in children	Mehta DS	Textbook of Pediatric Dentistry, 3 <sup>rd</sup> Ed	2011
2.	Aggressive Periodontitis	Mehta DS	Textbook of Periodontology and Oral Implantology, 2 <sup>nd</sup> edition. Elsevier Publications, New Delhi	2015

## III. Books edited



Not applicable

#### IV. Books with ISBN with details of publishers

Not applicable

#### V. Numbers listed in international database ( For eg: Web of Science, Scopus, Humanities

International Complete, EBSCO host, Google Scholar, etc)

S No	Staff name	Ebsco Host	Google scholar
1	Dr. DS Mehta	26	52
2	Dr. GV Gayathri	1	17
3	Dr.Triveni MG	16	33
4	Dr.Tarun Kumar	12	25
5	Dr. Raison Thomas	5	10
6	Dr.Sowmya NK		7
7	Dr.Jayasheela		2
8	Dr.Sajith Abdul Latif		1
9	Dr.Rucha shah	2	4
10	Dr.JishnuPannicker		1
11	Dr.Daya S Naik		

#### VI. Citation index- range/ average

SNo	Staff name	Citations	h-index
1	Dr. DS Mehta	353	10
2	Dr. GV Gayathri	19	3
3	Dr.Triveni	46	3
4	Dr.Tarun Kumar	50	3
5	Dr. Raison Thomas	3	1
6	Dr.Sowmya NK	10	2
7	Dr.Jayasheela	3	1
8	Dr.Sajith Abdul Latif	2	0
9	Dr.Rucha shah	2	1
10	Dr.JishnuPannicker	1	0
11	Dr.Daya S Naik	1	0

#### VII. Impact Factor-range/ average

Sno	Staff name	i-10 index
1	Dr. DS Mehta	12
2	Dr. GV Gayathri	0
3	Dr.Triveni	2
4	Dr.Tarun Kumar	2
5	Dr. Raison Thomas	1
6	Dr.Sowmya NK	0
7	Dr.Jayasheela	0
8	Dr.Rucha shah	0



**Dhoom Singh Mehta** Edit Follow

Professor and Head, Department of Periodontics, Bapuji Dental College and Hospital, Davangere  
No verified email  
**My profile is private** - Make it public


[Change photo](#)

Title   1-20 Cited by Year



Citation indices	All	Since 2011
Citations	485	407
h-index	12	11
i10-index	15	12






**G V Gayathri** Edit Follow


Professor, Department of Periodontics, Bapuji Dental College and Hospital, Davangere  
No verified email  
**My profile is private** - Make it public


[Change photo](#)

Title   1-12 Cited by Year



Citation indices	All	Since 2011
Citations	21	20
h-index	3	3
i10-index	0	0






**Triveni MG** Edit Follow


Professor, Department of periodontics, Bapuji Dental College and Hospital  
No verified email  
**My profile is private** - Make it public

[Change photo](#)

Title   1-20 Cited by Year



Citation indices	All	Since 2011
Citations	64	52
h-index	4	4
i10-index	2	2





**A Baron Tarun Kumar**  
Professor, Department of Periodontics, Bapuji Dental College and Hospital  
No verified email  
**My profile is private** - Make it public

[Change photo](#)

[Edit](#)
[Follow](#)

## Google Scholar

Q

Citation indices	All	Since 2011
Citations	57	54
h-index	4	3
i10-index	2	2



Title
[+ Add](#)
[More](#)
21-31
Cited by
[Year](#)



**Raison Thomas**  
Professor, Department of Periodontics, Bapuji Dental College and Hospital, Davangere  
No verified email  
**My profile is private** - Make it public


[Change photo](#)

[Edit](#)
[Follow](#)


## Google Scholar

Q

Citation indices	All	Since 2011
Citations	17	17
h-index	2	2
i10-index	1	1



Title
[+ Add](#)
[More](#)
1-18
Cited by
[Year](#)



**Sowmya NK**  
Reader, Department of Periodontics, Bapuji Dental College and Hospital, Davangere  
No verified email  
**My profile is private** - Make it public


[Change photo](#)

[Edit](#)
[Follow](#)

## Google Scholar

Q

Citation indices	All	Since 2011
Citations	12	12
h-index	2	2
i10-index	0	0



Title
[+ Add](#)
[More](#)
1-8
Cited by
[Year](#)



**Jayasheela Mallappa**  
Reader, Department of Periodontics, Bapuji Dental College and Hospital, Davangere  
No verified email  
**My profile is private** - Make it public

[Change photo](#)

[Edit](#)
[Follow](#)


## Google Scholar

Q

Citation indices	All	Since 2011
Citations	3	3
h-index	1	1
i10-index	0	0



Title
[+ Add](#)
[More](#)
1-3
Cited by
[Year](#)



**Rucha Shah**  
Lecturer, Department of Periodontics, Bapuji Dental College and Hospital, Davangere, Karnataka  
No verified email  
**My profile is private** - Make it public


[Change photo](#)

[Edit](#)
[Follow](#)

## Google Scholar

Q

Citation indices	All	Since 2011
Citations	4	4
h-index	1	1
i10-index	0	0



Title
[+ Add](#)
[More](#)
1-12
Cited by
[Year](#)

VIII. Source Normalized Impact per Paper(SNIP)

IX. SCImago Journal Rank(SJR)

Journal name	SNIP	SJR
Medico-legal update		0.101
Journal of dental implants	1.642	1.159
Indian journal of dental education		0.103
Journal of dental sciences		0.000
JDPR	1.696	1.069
Compendium continuing education dental		0.195
Journal of oral sciences		0.104
Dental update		0.155
Journal of dental education		0.157
ActaOdontologicaScandinavica	0.685	0.493
Implant Dentistry	0.436	0.247

H-index

Sno	Staff name	H-index
1	Dr. DS Mehta	10
2	Dr. GV Gayathri	3
3	Dr.Triveni	3
4	Dr.Tarun Kumar	3
5	Dr. Raison Thomas	1
6	Dr.Sowmya NK	2
7	Dr.Jayasheela M	1
8	Dr.sajith Abdul Latif	0
9	Dr.Rucha shah	1
10	Dr.JishnuPanniker	0
11	Dr.Daya S Naik	0

**23. Details of patents and income generated**

Nil

## 24. Areas of consultancy and income generated

Nil

## 25. Faculty selected nationally / internationally to visit other laboratories / institutions / industries in India and abroad

Faculty Name	National	International
Dr.D.S.Mehta		Short training in Branemark's implants in Gottenberg, Hamstad & Vasteras ( Sweden) in 1995
Dr. Tarun Kumar	Piezosurgery: A wind for Implantologists	World Cngress of Ultasonic Piezoelectric Bone Surgery, Korea in October 2012

## 26. Faculty serving in

### a) National committees b) International committees c) Editorial Boards:

Faculty Name	Post held	Name of Journal	National/ International
		4. Journal of Indian Dental Association 5. Journal of Indian Society of Periodontology 6. Contemporary Clinical Dentistry 7. Indian journal of Dental Research 8. Indian journal of Dentistry 9. Journal of Odontological Research 10. Journal of Dental Research & Scientific Development 11. Journal of Dental Practice	National
	Editorship /Member of	<ul style="list-style-type: none"> <li>• Journal of Periodontology</li> <li>• Journal of Clinical Periodontology</li> </ul>	

<p><b>Dr.D.S.Mehta</b></p>	<p>Editorial Board / Reviewer of Journals</p>	<ul style="list-style-type: none"> <li>• Journal of Periodontal Research</li> <li>• Journal of Oral Sciences</li> <li>• Iranian Journal of Veterinary Research</li> <li>• International Journal of Dental Hygiene</li> <li>• World Dental Journal</li> <li>• Dental Research Journal</li> <li>• International Journal of Dental Science &amp; research</li> <li>• International Journal of Oral Health Sciences</li> <li>• Oral Diseases</li> <li>• Journal of Clinical Dental Research Organization (JICDRO)</li> <li>• Journal of Investigative and Clinical Dentistry (JICD)</li> <li>• International Journal of Medicine and Medical Sciences (IJMMS)</li> <li>• ActaOdont Scandinavia</li> </ul>	<p>International</p>
<p>Dr.Gayathri G.V.</p>	<p>Editor  Associate Editor  Assistant Editor</p>	<ul style="list-style-type: none"> <li>• International Journal of Oral Health Sciences ( 2015-2016)</li> <li>• International Journal of Oral Health Sciences (2013-2014)</li> <li>• International Journal of Oral Health Sciences (2011-2012)</li> </ul>	<p>National</p>
<p>Dr. Triveni M G</p>	<p>Reviewer</p>	<ul style="list-style-type: none"> <li>• International Journal of Oral Health Sciences</li> </ul>	<p>National</p>

DR. Tarun Kumar AB	Assistant Editor	<ul style="list-style-type: none"> <li>International Journal of Oral Implantology and Clinical Reserach</li> </ul>	National
	Reviewer	<ul style="list-style-type: none"> <li>International Clinical Dental Research Organisation</li> <li>International Journal of Implant Dentistry</li> <li>Journal of Indian Prosthodontics</li> <li>International Journal of Oral Health Sciences</li> <li>International journal of regenerative and interdisciplinary dentistry</li> <li>Journal of dental specialities</li> </ul>	
Dr. Raison Thomas	Editor	<ul style="list-style-type: none"> <li>International Journal of Oral Health Sciences (2013-2015)</li> </ul>	National
Dr. Rucha Shah	Reviewer	<ul style="list-style-type: none"> <li>International Journal of Oral Health Sciences</li> <li>Journal Of Clinical Dental Research</li> <li>European Journal Of Dentistry</li> </ul>	

d) any other (specify)

Name of the Faculty	Additional Qualifications
<b>Dr.D.S.Mehta</b>	Fellow of International college of Dentists (FICD) Fellow of Academy of Dentistry Internationale (FADI) Fellow of Indian Society of Oral Implantology (FISOI) Fellow of Royal society of Health (FRSH)
Dr. Tarun Kumar A.B.	Diplomate of the international congress of oral implantologists (ICOI)

	Fellowship from World Academy of Ultrasonic Piezoelectric Bone Surgery
Dr. Raison Thomas	Fellowship of International Congress of Oral Implantology (FICOI)
Dr. Rucha shah	Fellowship of International Congress of Oral Implantology (FICOI)
Dr. Sajith Abdul Lathif	Fellowship of International Congress of Oral Implantology (FICOI) Fellowship of Indian Society of Oral Implantology(FISOI) Fellow of Alexandria Oral Implantology Association(FAOIA)
Dr. JishnuPannicker J	Fellowship of International Congress of Oral Implantology (FICOI) Fellowship of Indian Society of Oral Implantology(FISOI)

**27. Faculty recharging strategies (Refresher / orientation programs, workshops, training programs and similar programs).**

Name of Faculty	Programme	Date
Dr. D.S. Mehta	• Short training in Branemark's implants in Gottenberg, Hamstad& Vasteras ( Sweden) in 1995	1995
	• Branemark's Implant Training Programme In Mumbai	Dec-2000
	• Nobel Biocare world Tour 2008 Implant Training Programme in Mumbai	April 2008.
Dr.Gayathri G.V.	• Nobel Biocare World Tour 2006 In Mumbai	April 2006
	• Teacher's Convention In Periodontics In Bangalore	
	• Personality Development Programme Davangere	Oct 2003
Dr.Triveni	• HIV AIDS Awareness Programme Conducted By	



M.G	<p>KRTCC</p> <ul style="list-style-type: none"> <li>Teacher's Training Programme In Bangalore</li> <li>Personality Development Programme Davangere</li> <li>DCI Workshop In Mumbai</li> </ul>	Oct 2003
Dr.Tarun Kumar A.B.	<ul style="list-style-type: none"> <li>Teacher's Training Programme In Bangalore</li> <li>Nobel Biocare world Tour 2006, in Mumbai</li> <li>Nobel Biocare World Tour 2008 In Mumbai</li> <li>Certificate course in implantology</li> <li>International Centre for Oral Implantology(ICOI)</li> <li>Indian Society of Oral Implants(ISOI),</li> <li>International Team for Implantology(ITI)</li> <li>American Association of Implant Dentistry,</li> <li>Expert in Implantology, by European Dental Association, Koln, Germany</li> </ul>	<p>2006</p> <p>April 2006</p> <p>April 2008</p> <p>2015</p>
Dr. Raison Thomas	<ul style="list-style-type: none"> <li>Implant Training Programme In Bangalore.</li> <li>Teacher's Training Programme In Bangalore</li> <li>ISO Auditor</li> </ul>	<p>2014</p> <p>2015</p>

## GUEST LECTURE

**Dr.Gayathri G.V.**

S.NO.	TITLE	PLACE	YEAR
1	Current opinions in the management of Biofilms and Periodontal disease	ISP and Listerine lecture programme Davangere	2012
2	Iceberg in Dental Practice	Colgate, IDA "Future Dental Professionals Programme", Davangere	2012
3	Understanding the Sciences behind mouth rinses & its multifaceted usage in Dental	Bapuji Dental College and Hospital	2012

	clinics		
--	---------	--	--

### **Dr.Triveni M.G.**

S.no	TITLE	PLACE	YEAR
1	Platelet Rich Plasma and Platelet Rich Fibrin	Bapuji Implant Centre ISP and Listerine lecture programme Davangere	2012
2	Current opinion in the management of biofilms periodontal disease for 3rd, 4th years and Interns.	Colgate, IDA "Future Dental Professionals Programme", Davangere	2012
3	Implements for healthy smile	Child Health Institute, JJMMC, Davangere	2012
4	Awareness on Implant treatment modalities for tooth replacement	Davangere	2012
5	Role of PRF in wound healing	Davangere	2013
6	Platelet Rich Fibrin- A Blood born growth factor	Bapuji Dental College and Hospital	2013

### **Dr.Tarun Kumar A.B.**

S.NO.	TITLE	PLACE	YEAR
<b>Lectures</b>			
1.	Anterior Palate – An alternative Donor site for bone harvesting	19 <sup>th</sup> ISOI Conference, Bangalore	25 <sup>th</sup> October 2012
2.	Piezosurgery: A wind for Implantologists	World Congress of Ultrasonic Piezoelectric Bone Surgery, Korea	October 2012

3.	Hard and Soft tissue grafting in Implantology	IDA Bangalore Branch	2012
4.	Innovative Bone Grafting Techniques	ITI Study Club Meeting, Bangalore	2012
5.	Current Trends in Aesthetic Implant Dentistry	Coorg College of Dental Sciences, Virajpet	2012
6.	Bioactive Glass: from concept to clinical application	College of Dental Sciences, Manipal University, Manipal, Karnataka	2012
7.	Bio-materials and Ultra-sonics	LACE, Mumbai	12 <sup>th</sup> April 2012
8.	Advanced bone grafting techniques	ICOI South-East Symposium, Delhi	22 <sup>nd</sup> February 2013
9.	Hard and Soft tissue augmentation in Oral Implantology	2 <sup>nd</sup> ITI Study Club, Mumbai	2 <sup>nd</sup> March 2013
10.	Sinus Lift and Grafting procedures for Implants	CDE programme, V.S. Dental College, Bangalore	27 <sup>th</sup> March 2013
11.	Innovative Grafting solutions	Hong-Kong	20 <sup>th</sup> , 21 <sup>st</sup> June 2013
12.	Hard and Soft- tissue augmentation in Oral Implantology	ICOI-South-East Asian Symposium, Cochin	4 <sup>th</sup> August 2013
13.	Synergy of Hard and Soft tissue augmentation: Promising technologies and techniques in Implant Dentistry with minimally invasive protocols	20 <sup>th</sup> ISOI Conference Mumbai	18 <sup>th</sup> October 2013
14.	Innovative Ridge and Sinus Augmentation Techniques	38 <sup>th</sup> ISP National Conference, Kochi, Kerala	23 <sup>rd</sup> October 2013

15.	Dental Implants For General Practitioners	IDA, Chitradurga	12 <sup>th</sup> November 2013
16.	Periodontal Plastic Surgery in PERIO-PANORAMA(Rapid revive on Periodontology) Organized by BAP	M.R.Ambedkar Dental College, Bangalore	13 <sup>th</sup> to 15 <sup>th</sup> February 2014
17.	Implant- Maintain it or Lose it	Colagte and IDA CDE Programme, Bapuji Dental College and Hospital	30 <sup>th</sup> April 2014
18.	Innovative grafting procedures in implants	Dehradun	5 <sup>th</sup> May 2014
19.	Soft tissue augmentation in Implants	Sweden, Stockholm	14 <sup>th</sup> and 15 <sup>th</sup> June 2014
20.	Lecture on Immediate Implants	Miami	18 <sup>th</sup> to 20 <sup>th</sup> June 2014
21.	Dental Symposium	Miami	18 <sup>th</sup> to 20 <sup>th</sup> June 2014
22.	Hard Tissue augmentation technique in Oral Implant Dentistry	Surat	
23.	Dental Implants in Dental practice – Oration lecture	44 <sup>th</sup> Annual IDA Conference, Assam	30 <sup>th</sup> November 2013
24.	Implant Dentistry for General Practitioners	IDA, Shimoga	2013
25.	Dental Symposium	Miami	18 <sup>th</sup> to 20 <sup>th</sup> June 2014
26.	ICOI study Club	V.S. Dental College, Bangalore	11 <sup>th</sup> July 2014
27.	"Predictable Augmentation of hard & soft tissue" The new gold standards in implantology	3 <sup>rd</sup> ICOI, Hyderabad	27 <sup>th</sup> July, 2014

28.	Grafting procedures in esthetic zone	21 <sup>st</sup> ISOI National Conference, Chennai	2 <sup>nd</sup> to 4 <sup>th</sup> October, 2014
29.	“Osseointegration of dental implants”	Perio-Avalokanam, Vishnu Dental College, Bhimavaram	20 <sup>th</sup> , 21 <sup>st</sup> February, 2015
30.	Implant Related Surgery	Perio-Avalokanam, Vishnu Dental College, Bhimavaram	20 <sup>th</sup> , 21 <sup>st</sup> February, 2015
31.	Titanium mesh assisted ridge augmentation	Cologne, Germany	March 13 <sup>th</sup> 2015
32.	Lecture on “Aesthetics in Implant Dentistry - Fact not Fiction”	22 <sup>nd</sup> ISOI Conference, Mangalore	12 <sup>th</sup> September 2015
33.	Lecture on “Ridge-split” in ICOI fellowship course advanced module	Melaka Manipal Medical College, Malaysia	3 <sup>rd</sup> November 2015
34.	Lecture on “socket shield”	International Team of Implantologists (ITI) study club Bangalore	6 <sup>th</sup> March 2016
35.	Lecture on –“Case series- Interesting Cases in Implantology”	ADIN Road show, Bangalore	25 <sup>th</sup> March 2016
36.	Lecture on “Socket biology and Immediate Implants”	DACE – Masters Implantology programme, Bangalore	22 <sup>nd</sup> to 23 <sup>rd</sup> March 2016
37.	Lecture on “Guided Bone Regeneration”	Implant Aesthetic Academy, India, Bangalore	10 <sup>th</sup> April 2016
<b>Workshop / Courses Conducted/ Pre-Conference Courses Conducted</b>			
38.	Pre-Conference course on GBR and Socket grafting	19 <sup>th</sup> ISOI Conference, Bangalore	25 <sup>th</sup> October 2012

39.	Basic Implant course	MAHE Institute of Sciences, Mahe, Pondicherry	15 <sup>th</sup> , 16 <sup>th</sup> February 2013
40.	Preconvention course on “Ridge Augmentation Using Piezoelectric Surgery”	12 <sup>th</sup> ISP P.G Convention, Greater Noida	1 <sup>st</sup> March 2013
41.	Advanced grafting course	BACE, Davangere	6 <sup>th</sup> March 2013
42.	Live demonstration on “PRF and Direct Sinus Lift”	Famdent, Mumbai	7 <sup>th</sup> June 2013
43.	Pre-Conference course on “Innovating grafting solutions in Dental Implantology”	ICOI-South-East Asian Symposium, Cochin	3 <sup>rd</sup> August 2013
44.	Pre-Conference course on “Anytime loading - New Paradigm in Implantology”	20 <sup>th</sup> ISOI Conference, Mumbai	17 <sup>th</sup> October 2013
45.	ICOI Fellowship Course	V.S. Dental College	January 2014
46.	Hands-on course on Guided Bone Regeneration and Bone manipulation	Hyderabad	8 <sup>th</sup> February 2014
47.	Pre-conference course of Sinus lifting	3 <sup>rd</sup> ICOI, Hyderabad	25 <sup>th</sup> July, 2014
48.	Hands-on course on “Immediate Implant Placement and Restoration of Dental Implants”	Implant & Aesthetic Academy- India, Bangalore	27 <sup>th</sup> and 28 <sup>th</sup> September 2014
49.	Lecture, Live surgery and Hands-on Course on GBR and Ridge Splitting Techniques	Implant & Aesthetic Academy- India, Bangalore	22nd and 23rd November, 2014
50.	Hands-on Course on Direct Sinus Lifting and Block Grafting Procedures	Implant & Aesthetic Academy- India, Bangalore	25 <sup>th</sup> and 26 <sup>th</sup> January, 2015
51.	Master Implantology – Externship course	Dental Xp	20 <sup>th</sup> -22 <sup>nd</sup> April 2015
52.	Hands-on Course on “Soft	Implants & Aesthetic	16 <sup>th</sup> – 17 <sup>th</sup> May

	tissue augmentation”	Academy, Bangalore	2015
53.	Human cadaver workshop on “Soft tissue augmentation”	M.S Ramiah Advanced learning centre, Bangalore	28 <sup>th</sup> June 2015
54.	Hand-on course on “Fundamentals of Implantology”	University of Buffalo, USA	20 <sup>th</sup> -21 <sup>st</sup> July 2015
55.	Workshop on “Hard tissue augmentation- Guided Bone Augmentation”	University of Gainesville	23 <sup>rd</sup> July 2015
56.	Workshop on “Hard tissue augmentation- Sinus augmentation”	University of Gainesville	24 <sup>th</sup> July 2015
57.	Pre-conference Hands-on course Direct Sinus Graft Procedure	22 <sup>nd</sup> ISOI Conference, Mangalore	9 <sup>th</sup> September 2015
58.	Live surgery on “Sinus augmentation” in ICOI fellowship course advanced module	Melaka Manipal Medical College, Malaysia	5 <sup>th</sup> November 2015
59.	Soft tissue hands-on course	Nobel Biocare Learning Centre, Mumbai	3 <sup>rd</sup> , 4 <sup>th</sup> December 2015
60.	Advanced Implantology Hand-on course	Cochin Implant Institute, Cochin	9 <sup>th</sup> -11 <sup>th</sup> December 2015
61.	Hands-on Course on Vertical Augmentation using Titanium Mesh	Dental Xp Learning Centre (Stony Brook Univ., NY, USA), Atlanta	13 <sup>th</sup> February 2016

### Dr. Raison Thomas

S.NO.	TITLE	PLACE	YEAR
1.	Gave the lecture “Dento-Gingival Unit” at Perio Panorama,	Raja Rajeswari Dental College	19th February 2015

2.	Gave a lecture on Preparation for P.G. entrance examinations,	A.B.Shetty, Mangalore, December,	2014, Bangalore
3.	Gave lecture on What After BDS	Tatya Kore Dental college,	Kolhapur
4.	Gave the lecture “update on the tissues of periodontium” at Perio Panorama,	RV Dental College,	Bangalore, 28 <sup>th</sup> Jan 2016

### Dr. Sowmya NK

S.NO.	TITLE	PLACE	YEAR
1.	Implementing for Healthy Smile	Bapuji Dental College and Hospital	30 <sup>th</sup> April 2014

### 28. Student projects

- Percentage of students who have taken up in-house projects including inter-departmental projects: 100%
- Percentage of students doing projects in collaboration with other universities / industry / institute : 100%

### 29. Awards / recognitions received at the national and international level by

#### A. FACULTY 2014-2015

Sn	Title	Faculty	Place	Year
<b>Achievements</b>				
1.	Expert in Implantology, by European Dental Association	Dr. AB. Tarun Kumar	Koln, Germany	2015



2.	Phd Guide	Dr. Gayathri GV	Rajiv Gandhi University Of Health Sciences	2015
3.	Phd Guide	Dr. Triveni MG	Rajiv Gandhi University Of Health Sciences	2015
<b>Paper presentation</b>				
4.	2 <sup>nd</sup> prize for paper presentation (Staff category) at 22 <sup>nd</sup> ISOI conference, 2015: Titanium Mesh Assisted GBR – A predictable approach for Ridge Augmentation	Dr. JishnuPannicker	Mangalore	2015
<b>Newspaper article</b>				
5.	First Prize In News Paper Write Up (Kannada) Contest Held In September, 2014:Steps to be taken for management of dental trauma	Dr. GayathriG.V.:		2014.

## A.FACULTY2013-2014

Sn	Title	Faculty	Place	Year
1.	Awarded Fellowship of International Congress of Oral Implantology at ICOI conference held at Delhi	Dr. Sajith Abdul Lathif	Delhi	Feb 2013
2.	Awarded Fellowship of International	Dr.Jishnu	Kochi	Aug



# Bapuji Dental College & Hospital



	Congress of Oral Implantology at ICOI conference held at Kochi			2013
3.	Awarded Fellowship of International Congress of Oral Implantology at ICOI conference at Hyderabad	Dr Rucha Shah	Hyderabad	July 2014
4.	Awarded Fellowship of Indian Society of Oral Implantology at ICOI conference at Bangalore	Dr Sajith Abdul Latihf	Chennai	2014
5.	Awarded Fellowship of Indian Society of Oral Implantology at ICOI conference at Bangalore	Dr JishnuPanicker	Chennai	2014
6.	Awarded Fellowship of World Congress of Ultrasonic Peizoelectric Bone Surgery at ICOI conference at Bangalore	Dr Tarun Kumar AB	Korea	2013

## FACULTY 2012-2011

Sl No	Title	Category	Name	Place	Year
<b>Achievements</b>					
1.	Phd Guide	-	Dr. Mehta D S	Rajiv Gandhi University Of Health Sciences	2011
2.	Life Time Achivement Award	-	Dr. Mehta D S	Ida Karnataka State Branch	2011-2012
3	Diplomate Of The International Congress Of Oral Implantologists	-	Dr.Tarun Kumar A B	Seol, South Korea.	2011
4	Fellowship Of International Congress Of Oral Implantology	-.	Dr.Rasion Thomas	At Icoi Conference Held At Bangalore	2012
5	Received Fellowship from World Academy of Ultrasonic Piezoelectric Bone Surgery		Dr.Tarun Kumar A B		2012
6	Conferred with the status of ITI Speaker by the international team of implantologists		Dr.Tarun Kumar A B	Basel, Switzerland.	2012
<b>Awards for essay competition:</b>					
7	Means And Methods Of	Life Members	Dr.Sowmya N K	Second Prize In Indian Society	2011

Creating Awareness Towards Periodontics Among Students, Dentist And Periodontists		&Dr.Jayasheela M	Of Periodontlogy (ISP) Annual Essay Competition	
---	--	------------------	---	--

## A. STUDENTS

### A. Undergraduates

#### 1. Indian Society of Periodontology awards

Sl.No.	Year of Passing	Student Name	Max. Marks	Sec. Marks	%
1.	June 2010	Elma Augustin	200	197	98.5
2.	June 2011	Ravi Bagaria	200	196	98
3.	June 2012	Pang Yee Rui	200	161	80.5
4.	June 2013	Milton Tsai Hongli	200	165	82.5
5.	June 2014	Stephy Thomas	200	173	86.5

#### 2. University ranks in the subject of Periodontology

Year	Name Of Student	University rank
2011	Mr.Ravi Bagaria	02
2012	Ms. Pang Yee Rui	07
	Ms. Yeoh Wen Li	10
2015	Mr. Milton Tsai Hongli	03
	Ms. Maisara Binti Mhd Zain	10
2016	Mr. Stephy Thomas	01
	Ms.Dharshini A/P Sachidaran	02
	Ms.Muhammad Rasydan Bin Rosnin	03
	Ms. Chiew Su Lin	10

#### 3. Quiz competition subject of Periodontology

Sl.No	Title	Author	Conference	Prize	Year
1.	Quiz	Ms. Jacqueline Tan	RGUHS	1st	8th &

	competition	Wun Lin & Mr. Milton Tsai Hongli	undergraduate conference in Periodontics	prize	9th August 2014
--	-------------	-------------------------------------	--	-------	-----------------------

<u>Sno</u>	<u>Student</u>	<u>Ranks</u>	<u>Year</u>
1	Dr Garima Agarwal	8 <sup>th</sup>	2012
2	Dr Smida P D	9 <sup>th</sup>	2012
3	Dr. Sohini Chaudhary	10 <sup>th</sup>	2013
4	Dr.Ankit J Desai	10 <sup>th</sup>	2014
5	Dr.Rajarajeshweri	7 <sup>th</sup>	2015
6	Dr.Priyadarshini V	9 <sup>th</sup>	2015

## **B. Postgraduates:**

### **1. University ranks 2011-16**

### **2. Awards in paper & poster presentation**

#### **2016**

<u>Sno</u>	<u>Title</u>	<u>Prize</u>	<u>Name</u>	<u>Year</u>
<b>Paper presentation</b>				
1	“Case series on horizontal ridge defects using bone lamina technique” 15th ISP PG convention, Bhubaneshwar 11-13th March 2016	Consolation Prize	Dr Shilpy Bhandari	2016

#### **2014-2015**

<u>Sno</u>	<u>Title</u>	<u>Prize</u>	<u>Name</u>	<u>Year</u>
<b>Paper presentation</b>				
1	(F.D.Mirza Award) at 22 <sup>nd</sup> ISOI conference, 2015:Crestal approach Antral membrane Balloon Elevation- A case report	1st prize	Dr .KanchanArya	2015

	of minimally invasive technique			
<b>Awards for newspaper writing</b>				
1	Newspaper write up ( English) contest held in September, 2014 :Pregnancy and oral health	Dr.Priyadarshini. V,	1 <sup>st</sup> prize	2014
2	Newspaper write up ( English) contest held in September, 2014 :Dental Implant Awareness	Dr. P.Shree Lakshmi Deepika	2 <sup>nd</sup> prize	2014
3	Newspaper Write Up (English) Contest Held In September, 2014:Nature's way-That's the way	Dr. ErraPuri	3 <sup>rd</sup> prize	2014
<b>Essay competition</b>				
1.	Essay competition on Research in Periodontics-Where we have come,Where are we headed at 39 <sup>th</sup> ISP National conference- Jaipur, 2014	Dr .Raja Rajeswari, Dr.Kanchan Arya	3 <sup>rd</sup> year	2014
<b>Table Clinic</b>				
1	Table Clinic on PerioNext-Changing the Face Of Periodontal Instrumentation at 39 <sup>th</sup> ISP National conference- Jaipur, Rajasthan	1 <sup>st</sup> prize	Dr.Raja Rajeswari, Dr. Priyadarshini .V, Dr.Dale Coutinho	2014

### 2013-2014

Sl.N o	Title	Author	Conference	Prize	Yea r
<b>Paper presentation 2013-2014</b>					
1.					

2.	Mandibular Autograft For Ridge Augmentation- A Case Report	DrAnkitJivan Desai	38 <sup>th</sup> ISP National Conference Kochi	1 <sup>st</sup> Prize	2013
3.	An Appraisal Of Unique Meloxicam Mucoadhesive Films In Periodontal Post Surgical Pain Control	Dr. Raja Rajeswari	13 <sup>th</sup> ISP Convention Mangalore	Consolation Prize	2014
4.	Titanium Implants: Inert Or Initiator Of Inflammation- An Exfoliative Cytology Based Study.	Dr Lakshmi Deepika	13 <sup>th</sup> ISP Convention Mangalore	Consolation Prize	2014
5.	Zucchelli's Technique – A Strategic Approach In Multiple Gingival Recession Management	Dr. Raja Rajeswari	12 <sup>th</sup> ISP Convention 2013	Consolation Prize	2013
6.	“The Partly Epithelialized Free Gingival Graft (Pe-Fgg): A Novel	Dr.Supriti Mondal	12 <sup>th</sup> ISPPg Convention, Noida	Consolation Prize	2013

	Technique For Treatment Of Gingival Recession.”				
7.	“Socket Preservation : A Promising Approach For Implant Site Development”	Dr.Chaitra N.T	12 <sup>th</sup> ISPPg Convention, Noida	Consolation Prize	2013
8.	“Atraumatic Vertical Tooth Extraction With A Novel System (Benex Extractor) Followed By Immediate Implant Placement - A Case Report”	Dr.Chaitra N.T	Icoi South East Asia Symposium,Kochi	Consolation Prize	2013
9.	Socket Preservation In Esthetic Region: Report Of Two Cases	DrShruthi M S	12 <sup>th</sup> ISPPg Convention, Noida	Consolation Prize	2013
<b>Poster presentations</b>					
10.	Biomimetic s- Tissue Cosmetics In	Dr Lakshmi Deepika	38 <sup>th</sup> ISP National Conference Kochi	Consolation Prize	2013



	Periodontics				
11.	Consolation prize in poster competition : Defending Your Eyewear- The Disinfectants Tale at 39 <sup>th</sup> ISP National conference- Jaipur, 2014	Consolation prize	Dr .Raja Rajeswari, Dr. Dale Coutinho, Dr.BharathKanthNagaraj	2014	
<b>Quiz Competition</b>					
1	Quiz Competition	Dr. Priyadharshini & Dr. Raja Rajeswari	38 <sup>th</sup> ISP National Conference Kochi	3 <sup>rd</sup> Prize	2013
2	Quiz Competition	Dr. Priyadharshini & Dr. Raja Rajeswari	13 <sup>th</sup> ISP Convention Mangalore	1 <sup>st</sup> Prize	2013
<b>Achievements</b>					
1	Received Fellowship of	Dr. Ankit Desai	ICOI conference held at Kochi	Fellowship	2013

	International Congress of Oral Implantology				
2	Received Fellowship of International Congress of Oral Implantology	DrJishnuPannicker	ICOI conference held at Kochi	Fellowship	2013
3	Received Fellowship of International Congress of Oral Implantology	DrSupritiMondal	ICOI conference held at Kochi	Fellowship	2013
4.	Received Fellowship of International Congress of Oral Implantology	Dr. Chaitra N.T.	ICOI conference held at Kochi	Fellowship	2013
5.	Received Fellowship of International	Dr. EmaniShilpa	ICOI conference held at Kochi	Fellowship	2013

	I Congress of Oral Implantology				
--	---------------------------------------	--	--	--	--

## 2011-12

S l n o	Title	Categor y	Name	Place	Ye ar
1	Oral environment and its effect on general health	Poster	Dr.Rucha Shah	Internati onal Academ y of Periodon tics, Chennai	20 11
2	Management of peri-implantitis non surgically	Poster	Dr.PawarDeepali Devidas	IAP regional meeting, Chennai	20 11
3	Sensodyne poster presentation	Poster	Dr.NeelamKhalia	IDRR, dentistry today conferen ce, Bangalor e	20 12
4	“Is mouthwash an eye wash?”	e- poster	Dr.SohiniChaudh ary	Internati onal Academ y of Periodon	20 10

				tics, Chennai	
5	“Periodontitis and its effect on general health”	e-poster	Dr.SohiniChaudhary	Dentistr y today conferen ce, Bangalor e	20 12
6	“Thesis,Antithesis And Synthesis In Periodontal & Systemic Interlink”	Essay	Dr.NeelamKhalia	36 <sup>th</sup> ISP National Confere nce, Ahmeda bad	20 11
7	Received Fellowship of International	Congress of Oral Implanto logy	Dr.SohiniChaudhary	ICOI conferen ce held at Banglore	20 12
8	Received Fellowship of International	Congress of Oral Implanto logy	Dr.NeelamKhalia	ICOI conferen ce held at Banglore	20 12
9	Effect of Propolis on Alveolar Bone Loss in Experimental Periodontitis in Wistar Rats	E-Poster	Dr.GarimaAgarwal	36 <sup>th</sup> National conferen ce of ISP, Ahmeda bad	20 11
10	“Evaluation of In-vitro Antimicrobial Activity of	Paper presentat	Dr.GarimaAgarwal	10 <sup>th</sup> ISP PG	20 11

	Chinese Bee Propolis on <i>Porphyromonasgingivalis</i> and <i>Aggregatibacteractinomycetem comitans</i> and its Effect on Alveolar Bone Loss in Ligature Induced Periodontitis in Wistar Rats- An Experimental Study.”	ion		National convention , Chennai	
--	--	-----	--	-------------------------------	--

### 30. Seminars/ Conferences/Workshops organized and the source of funding (national / international) with details of outstanding participants, if any.

Pubmed utilization workshop by Mrs Vasumati Sriganeshan

Workshop on BLS FOR HEALTH CARE PROVIDERS (CPR AND AED)

Both the were attended by all the Post-graduates and faculty of the Department.

### 31. Code of ethics for research followed by the departments

Every study/research proposal is forwarded to the Institutional review board which reviews the relevance of the study and the research methodology used. If the study is found fit for the same it is then forwarded to the ethical committee. There it undergoes under rigorous scrutiny for following the ethical code by a committee formed as per standardized recommendations. Only when the study is found to be fit under all ethical aspects, it is given approval and the permission to begin. If not, modifications are suggested to the study design and resubmission to IRB is suggested.

### 32. Student profile program wise for BDS:

Year	Batch	Total Applications received	Male			Female		
			Total	Pass	Fail	Total	Pass	Fail
2011	June	74	39	25	14	35	34	1
	December	34	16	16	0	18	18	0

Year	Batch	Total Applications received	Male			Female		
			Total	Pass	Fail	Total	Pass	Fail

2012	June	36	13	13	0	23	22	1
	December	09	07	02	05	02	02	0

Year	Batch	Total Applications received	Male			Female		
			Total	Pass	Fail	Total	Pass	Fail
2013	June	82	34	17	17	48	48	0
	December	16	04	03	01	12	10	02

Year	Batch	Total Applications received	Male			Female		
			Total	Pass	Fail	Total	Pass	Fail
2014	June	55	18	18	0	37	35	02
	December	21	08	03	05	13	10	03

Year	Batch	Total Applications received	Male			Female		
			Total	Pass	Fail	Total	Pass	Fail
2015	June	83	27	15	12	56	56	0
	December	23	10	07	03	13	12	01

Year	Batch	Total Applications received	Male			Female		
			Total	Pass	Fail	Total	Pass	Fail
2016	June	81	25			56		
	December	29	12			17		

### 32. Student profile program wise for MDS

Name of the Program (refer to question no. 4)	Applications received	Selected		Pass percentage		
		Male	Female	Male	Female	
MDS	6	2011	2	4	100%	75%
	6	2012	2	4	100%	100%

Name of the Program (refer to question no. 4)	Applications received	Selected		Pass percentage	
		Male	Female	Male	Female
	6	2013	2	4	
	6	2014	0	6	
	6	2015	1	5	

### 33. Diversity of students

Name of the Program (refer to question no. 4)		% of students from the same university	% of students from other universities within the State	% of students from universities outside the State	% of students from other countries
BDS					
MDS	2011	2 (33.33%)		4 (66.66%)	
	2012		2 (33.33%)	4 (66.66%)	
	2013	5 (83.33%)	1 (16.66%)		
	2014		2 (40%)	3 (60%)	
	2015	3 (50%)	1 (16.6%)	2 (33.33%)	

### 34. How many students have cleared Civil Services and Defense Services examinations, NET, SET, GATE, USMLE, PLAB, GPAT, NCLEX, CGFNS, IELTS and other competitive examinations? Give details category-wise.

**Dr Ruchi Harish** Got commissioned in AD Corps in 2011 as **Capt Ruchi Harish** as a dental officer and got promoted to **Major** within one year of service in 2012. Thereafter became graded specialist in Periodontics after clearing grading course from AFMC, PUNE in \_\_\_\_\_ 2013.

### 35. Student progression

Student progression	Percentage against enrolled
UG to PG	<b>32%</b>

PG to M.Phil, DM / M Ch / DNB	
PG to Ph.D.	
Ph.D. to Post-Doctoral	
Employed <ul style="list-style-type: none"> <li>• Campus selection</li> <li>• Other than campus recruitment</li> </ul>	
Entrepreneurs	

### 36. Diversity of staff

Percentage of faculty who are graduates	
of the same university	5
from other universities within the State	1. DrGayatri G V 2. DrTriveni M GKuvempu University 3. DrTarunkumar A B
from universities from other States	1. Dr D S Mehta-Lucknow 2. DrRucha Shah BharatiVidhyapeetUniversity.Pune.
from universities outside the country	

### 37. Number of faculty who were awarded M.Phil., DM, M Ch, Ph.D., D.Sc. and D.Litt. during the assessment period

NIL

### 38. Present details of departmental infrastructural facilities with regard to

- Library : we have library with Internet facilities for staff and students
- Total number of class rooms : one seminar room
- Class rooms with ICT facility and 'smart' class rooms: we have **one** class room with ICT facility and 'smart' class rooms
- Students' laboratories : NIL
- Research laboratories :NIL

### 39. List of doctoral, post-doctoral students and Research Associates

a) from the host institution/university:

Serial No.	Name of the Student	Batch





# Bapuji Dental College & Hospital



35.	Dr. Goripathi Neeharika Sree	2015-2018
36.	Dr Rishi Raj	2015-2018
37.	Dr Khyati Kirti Kumar Chandra	2015-2018
38.	Dr. Shilpy Bhandari	2015-2018
39.	Dr. Sonu Suresh	2015-2018
40.	Dr. Atika Tulsayan	2015-2018
41.	Dr Kriti Mehrotra	2014-2017
42.	Dr. Sai Divya Gayatri Pamidimarri	2014-2017
43.	Dr Sini T. Damodar	2014-2017
44.	Dr Arpitha N.T.	2014-2017
45.	Dr Sirisha Patimalla	2014-2017
46.	Dr Ipshita Narayan	2013-2016
47.	Dr Preetham Pulluri	2013-2016
48.	Dr Sapnil Gaidhankar	2013-2016
49.	Dr Lavanya Pragada	2013-2016
50.	Dr P. Shree Lakshmi Deepika	2013-2016
51.	Dr Kanchan Arya	2013-2016
52.	Dr Daya S. Naik	2012-2015
53.	Dr Bharath Kanth N.	2012-2015
54.	Dr Raja Rajeshwari	2012-2015
55.	Dr Priyadarshini	2012-2015
56.	Dr Dale Coutinho	2012-2015
57.	Dr Subani Bedi	2012-2015
58.	Dr Jishnu Pannicker	2011-2014
59.	Dr Supriti Mondal	2011-2014
60.	Dr Emani Shilpa	2011-2014
61.	Dr Vinita Bellure	2011-2014
62.	Dr Chaitra N.T.	2011-2014
63.	Dr Ankit Jivan Desai	2011-2014
64.	Dr Rucha Shah	2010-2013
65.	Dr Deepali Pawar	2010-2013
66.	Dr Neelam Khalia	2010-2013

67.	Dr Sohini Chaudhary	2010-2013
68.	Dr Shruthi M.	2010-2013

b) from other institutions/universities:

NIL

### 43. List the distinguished alumni of the department (maximum 10)

Sl no	Distinguished alumini	Post held	College	Distiguated achievement in the field
1	Dr S Ravindra	Principal	Hassamba dental college , Hassan	Has been working as a Principal and ha got various publications to his credit and has given many guest lectures
2	Dr Gowramma	Principal	Chitradurga dental college	Has been working as a Principal and ha got various publications to his credit and has given many guest lectures
3	Dr Jayashree Mudde	Principal	HKE Society, Gulbarga	Has been working as a Principal and ha got various publications to his credit and has given many guest lectures
4	Dr Deepak Prasad	Principal	Farooquia dental college, Mysore	Has been working as a Principal and had got various publications to his credit and has given many guest lectures
5	Dr Tarun Kumar A B	Professor	Bapuji Dental college, Davanagere	As a guest speaker, has delivered guest lectures both nationally and internationally.  Has got immense interest in the emerging field of implants. Given various hands on course and demonstration on implants. Conducts many fellowship programmes on implants.

6	Dr Rajesh Naik	Professor	Bapuji Dental college, Davanagere	Has got various publications, is a very good speaker.
7	Dr Raison Thomas	Professor	Bapuji Dental college, Davanagere	Is a very good speaker, has got multiple publications
8	Dr Ashish Kumar	Professor	Professor, Dept of Periodotics, Institute of dental Studies and technologies, Kadrabad, Modinagar, Ghaziabad, U.P	Currently executive committee member of Indian society of periodontology. And also is a very good speaker.
9	Dr Srinivas S R	Senior lecturer	Faculty of dentistry SEGi University, Selangor, Malaysia.	
10	Dr Anjali Sharma	Specialist Periodontist	Gulf Dental Speciality Hospital, Manama, kingdom Bahrain.	

**44. Give details of student enrichment programs (special lectures / workshops / seminar) involving external experts**

## 45. List the teaching methods adopted by the faculty for different programs including clinical teaching.

Teaching methods include conventional as well as sophisticated methods such as:

- n. Lectures
- o. Power point presentations

S.NO	Date	List of activities attended	Attended by
1.	15/04/2016	Sugar and diabetes	Staff & students
2.	20/04/2016	Meditation in stress management	Staff & students
3.	21/04/2016	Sedentary Lifestyle	Staff & students
4.	22/04/2016	Tobacco- suicide for cowards	Staff & students
5.	19.5.2016	Fire safety awareness programme	Staff & students
6.	20.5.2016	Patents-uses & application in biomedical research	Staff & students
7.	21.5.2016	Personality enrichment workshop	Staff & students

- p. Videos
- q. Clinical demonstration
- r. Problem based learning
- s. Mentorship learning
- t. Group discussions
- u. Case discussion
- v. Model demonstrations
- w. Working on dummies
- x. Animal model demonstration & mock surgery practice

Interdisciplinary meeting

## 46. How does the department ensure that program objectives are constantly met and learning outcomes are monitored?

There is a continuous performance assessment for both undergraduates through CPA cards. Every month an intradepartmental and interdepartmental meet are held to assess the report and relevant course of action for underperformers is decided. After every internal student assessment is sent to the Student Mentorship Committee and remedial measures as suggested

by the mentors are taken. Students who are irregular to the classes and clinics due to personal issues and students who are consistent underperformers are referred to the counselling committee.

#### 47. Highlight the participation of students and faculty in extension activities.

Students And Faculty are actively involved in educating and motivating the public about oral hygiene maintenance. Periodic publication in regional newspapers about oral health by the faculty is done.

#### 48. Give details of “beyond syllabus scholarly activities” of the department.

S.No.	“beyond syllabus scholarly activities”
1.	Oral Hygiene Day Celebration every year in the month of August since 2002 in our Department during which patients visiting the department are explained the importance of oral hygiene maintenance, proper brushing technique using models and informed about ill effects of tobacco. In 2015, celebrating the Oral hygiene week we offered 1 week free diagnosis and scaling camp in the department which received encouraging response from general population of the city.
2.	<b>Interdisciplinary clinical meetings (ICM):</b> First Tuesday of every month ICM is conducted by various departments according to the dates allotted. These meetings are attended by all the staff members and students. In these meetings rare or uncommon cases are presented. Treatment modalities adopted are explained. This is followed by an open discussion concerning the role of every department in resolving the case after the case presentation. Meetings of such kind encourage the interaction & increase the knowledge about different treatment modalities which can be adopted in treatment of various orofacial ailments.
3.	<b>Faculty meeting &amp; brain storming sessions:</b> Regular faculty meetings are carried out in the department to discuss various agendas. During this brain storming ideas by faculty members for the betterment of the department are encouraged. Various brain storming sessions are also organized for students. These sessions increase the better understanding of the subject & enhance the creative aptitude of the students & promote healthy group discussions.

4.	Students are encouraged to attend & present posters or case papers in various conferences and conventions
----	---

**49. State whether the program/ department is accredited/ graded by other agencies? If yes, give details.**

Yes, accredited to A grade by NAAC. Also, we are ISO 9001:2008 certified.

**50. Briefly highlight the contributions of the department in generating new knowledge, basic or applied.**

“EFFICACY OF TRANSDERMAL ANALGESIC PATCHES OF DICLOFENAC AND KETOPROFEN IN THE POST SURGICAL PAIN MANAGEMENT AFTER IMPALNT PLACEMENT: A TRIPLE-BLINDED, RANDOMIZED CLINICAL TRIAL”

**51. Detail five major strength, weakness, opportunities & challenges (SWOC) of the Department**

**Strength:**

7. A very knowledgeable and visionary Head of the Department along with other well qualified and super talented staff members who believe in constantly updating their knowledge.
8. Strong patient treatment, follow up protocol, feedback system and grievances redress system which leaves very little room for dissatisfaction for patients.
9. A problem based study design pattern where the learning is not just limited to theory but case based application as well as a comprehensive teaching model enclosing both theory and practical skills.
10. Good infrastructure including latest equipments such as the Lasers and PRF machine and microsurgery etc which we keep constantly upgrading.
11. Friendly and well qualified non-teaching staff who are the pillars of our department.
12. Fumigation of the Department once in a month for disinfection and decontamination.

**Weakness:**

- There is no Hard tissue laser in the department.
- We do not have adjunct International faculty.

**Opportunities**

6. In the rapid growing field of Periodontics; we look forward to doing new researches and developing new hypothesis.



7. We promote the inquisitive attitude of students by allowing them to come up with innovative ideas.
8. Rapid increase in the number of national and international publications
9. Lectures by reputed national and international speakers
10. Interaction with the students and faculty in the field of Periodontics at various National conferences and conventions.

## Challenges

6. Spreading the awareness about Periodontal diseases to all strata of community
7. Patient education and awareness about the impact of oral health on systemic health
8. Patient education and awareness about newer treatment modalities
9. To do the best treatment with minimum cost required
10. To comprehensively manage complex periodontal problems such as those requiring multidisciplinary approach

## 52. Future plans of the department

- Our Department aims to bring knowledge to the doorstep of our students. In future we wish to conduct regular Continuing Dental Education (C.D.E.) programme with the aim of enhancing knowledge of our postgraduates and also to impart knowledge to undergraduates related to the speciality.
- Conduct regular camps in remote areas around Davangere and ensure best treatment for those patients in the department.
- Make special effort towards reaching out to medically compromised patients, since the link between periodontal disease and systemic diseases is strong.
- Make efforts to work in collaboration with funding agencies for department research in order to promote scientific temperament
- Add newer advanced equipments like **hard tissue laser** to the department so that our students can avail state of art facilities both in research and clinical practice.
- To Host conferences and conventions both at National and International level.
- To organize various Webinars in the subject of Periodontology.
- Inviting more and more International and National level guest speakers to enlighten the knowledge of both Periodontology and Implantology and to be in the leading front in the respected field.

## Evaluative Report of the Department

**1. Name of the Department:** Conservative Dentistry and Endodontics

**2. Year of establishment:** 1979

**3. Is the Department part of a college/Faculty of the university?**

Affiliated to Rajiv Gandhi University of Health Sciences

**4. Names of programs offered (UG, PG, PharmD, Integrated Masters; M.Phil., Ph.D., Integrated Ph.D., Certificate, Diploma, PG Diploma, D.M./M.Ch., Super specialty fellowship, etc.)**

- Undergraduate: Bachelor of Dental Surgery
- Postgraduate: Masters of Dental surgery
- PGCE by IGNOU from 2009-2013 presently the program has been discontinued.

**5. Interdisciplinary programs and departments involved**

Sl. No.	Programme conducted	Departments	Year
1.	“Problem based learning (PBL)”	Dept. of Cons. & Endo Dept. of Periodontics	2011
2.	“Stress management for professionals”	All the dept.	2011
3.	Lecture & Hands-on on “Multilayering of nano Composites”	Dept. of Cons & Endo Dept. of Pedodontics	2011
4.	Hands on course on ‘Implantology’	Dept. of Implantology Dept. of Cons & Endo	2012
5.	“Are you managing your financials correctly?”	All the dept.	2012
6.	“Changing the Paradigm in Anterior restorations:- Composite vs Ceramics”	All the dept.	2012
7.	“World Health Day 2012”	All the dept.	2012
8.	“Symposium on Tobacco Cessation”	All the dept.	2012



9.	“Lecture on Microscopic endodontics”	Dept. of Cons & endo.	2012
10.	“Experimental learning on INNOVATION”	All the dept.	2012
11.	“Health ICT Transformation – opportunities and challenges”	All the dept.	2012
12.	“Future Dental Professionals”	All the dept.	2012
13.	“Apple I Pad organized by Sell technologies.”	All the dept.	2012
14.	“AIDS awareness program”	All the dept.	2012
15.	“Fibre Post”	Dept. of Cons & Endo Dept. of Prosthodontics	2013
16.	“Facial Aesthetics – Orthognathic surgery – A Beacon of hope”	All the dept.	2013
17.	“Road Safety Program”	All the dept.	2013
18.	“Aesthetic Dentistry- Restorations brought to Life”	Dept. of Cons & Endo Dept. of Prosthodontics	2013
19.	“Foundation Restoration”	Dept. of Cons & Endo Dept. of Prosthodontics	2013
20.	“Clinical Dentistry Series – An update from masters”	All the dept.	2013
21.	“Improving the Quality of Dental Education”	All the dept.	2013
22.	“Basic Life Support- Workshop”	All the dept.	2013
23.	“Principles of Health Living”	All the dept.	2013
24.	“A full circle approach to Aesthetic Composite	Dept. of Cons & Endo Dept. of Prosthodontics	2013

	Restorations”		
25.	“Coping with Stress in Day to Day Life”	All the dept.	2013
26.	“PCR in Diagnostics”	All the dept.	2013
27.	“Orthodontics the way it has evolved & growth modulation”	All the dept.	2013
28.	“Laser in Modern Dentistry”	All the dept.	2013
29.	“An Integrated approach to Anterior Trauma management” “Maxillofacial Prosthodontics - Scope & Limitation”	All the dept.	2013
30.	“ Bio-medical waste (Management & Handling) rules: A guide to the Practitioner”	All the dept.	2014
31.	“MBA in Health Care Management from School of Management, Manipal University”	All the dept.	2014
32.	“Lecture & Hands on Demonstration on All Ceramic Restoration- Emay”	Dept. of Cons & Endo Dept. of Prosthodontics	2014
33.	“Biometric tool in the diagnosis of TMDS”	All the dept.	2014
34.	“Recent trends in Root Canal Obturation”	Dept. of Cons & Endo	2014
35.	“Mastering laminate Veneers”	Dept. of Cons & Endo Dept. of prosthodontics	2014
36.	-Implementations for Healthy Smiles	All the dept.	2014

	-Acute pain management - Oral- systemic relation -Understanding behind the science of Mouth rinses & its multifaceted usage in dental clinics -Practice management and Implants- maintain it or loose it		
37.	“Locating the Root Canals”	Dept. of Cons & Endo.	2014
38.	“The principles of restoring single unit dental implant”	All the dept.	2014
39.	“Immediate Implants in Aesthetic Zone”	All the dept.	2014
40.	“Advances in Crown Preparation and Fixation”	Dept. of Prosthodontics Dept. of Cons & Endo	2014
41.	“Role Irrigants and Intra-canal Medicaments in Endodontics”	Dept. of Cons & Endo	2014
42.	“ Post & core and Bridge Prosthetic”	Dept. of Cons & Endo Dept. of prosthodontics	2014
43.	“Restoration of Endodontically treated teeth”	Dept. of Cons & Endo	2014
44.	“Role of Non-teaching staff in prevention and protection from AIDS”	Non-teaching staff Attenders Peons	2014
45.	“Self-adjusting file in Paediatric Endodontics”	Dept. of Cons & Endo Dept. of prosthodontics Dept. of Pedodontics	2014
46.	“Computer- Guided Implant Surgeries”	All the dept.	2015
47.	“Smile Torch Programme”	All the dept.	2015

48.	“The Art of Mind Control”	All the dept.	2015
49.	“Reconstructive Microsurgery – Principle & application in maxillofacial Region”	All the dept.	2015
50.	“Clinical tips Anterior and Posterior Composites”	Dept. of Cons & Endo Dept. of prosthodontics	2015
51.	Basic life support	All the dept.	2015
52.	“ Medical emergencies in Dental Practice”	All the dept.	2015
53.	“ Evidence based Restorative Pediatric Dentistry”	All the dept.	2015
54.	“Biostatistics”	All the dept.	2015
55.	“Contemporary trends and technologies in teeth whitening & Therapeutic Esthetics”	All the dept.	2015
56.	Power point presentation and product demonstration by septodont	All the dept.	2015
57.	“Achieving predictable success in complete denture cases”	Dept. of Prosthodontics Dept. of Cons & Endo Dept. of Orhtodontics	2015
58.	“ workshop on Sterilisation and Infection control, waste disposal, basic life support & Cardio-pulmonary Resuscitation, Jurisprudence & ethics in Dental practice”	All the dept.	2015
58.	“Workshop on Contemporary implant Dentistry & 3D-GPS functional smile designing”	All the dept.	2015

**6. Courses in collaboration with other universities, industries, foreign institutions, etc.**

- Post Graduate certificate course in ENDODONTICS (PGCE) by IGNOU (Indira Gandhi open university), from 2009-2013
- 4 batches were trained.

**7. Details of programs discontinued, if any, with reasons**

PGCE course from IGNOU was kept under abeyance after 2013, in 2016 it is discontinued.

**8. Examination System: Annual/Semester/Trimester/Choice Based Credit System**

**ANNUAL**

**9. Participation of the department in the courses offered by other departments**

Same as that of mentioned above

**10. Number of teaching posts sanctioned, filled and actual (Professors/Associate Professors/Asst. Professors/others)**

	Sanctioned	Filled	Actual (including CAS & MPS)
Professor		1. Dr. Mallikarjun Goud K 2. Dr Sophia Thakur 3. Dr Arvind Shenoy 4. Dr Shantha Manjunath	
Associate Professor /Reader		1. Dr Nandini T N	
Senior Lecturer / Lecturer		1. Dr Arun J 2. Dr Anubhav Sood 3. Dr Ahmed Kulsoom Siddiqui	
Tutor / Clinical Instructor			
Senior Resident			

**11. Faculty profile with name, qualification, designation, area of specialization, experience and research under guidance**

Name	Qualification	Designation	Specialization	No of years of experience

<b>1. Dr Mallikarjun Goud K</b>	MDS	Professor and Incharge HOD	Masters in Conservative Dentistry and Endodontics	16 yrs 5 months
<b>2. Dr Sophia Thakur</b>	MDS	Professor	Masters in Conservative Dentistry and Endodontics	18 yrs 8 months
<b>3. Dr Arvind Shenoy</b>	MDS	Professor	Masters in Conservative Dentistry and Endodontics	22 yrs 5 months
<b>4. Dr Shantha Manjunath</b>	MDS	Professor	Masters in Conservative Dentistry and Endodontics	26 yrs 5 months
<b>5. Dr Nandini T N</b>	MDS	Reader	Masters in Conservative Dentistry and Endodontics	6 yrs 9 months
<b>6. Dr Arun J</b>	MDS	Senior Lecturer	Masters in Conservative Dentistry and Endodontics	3 yrs 8 months
<b>7. Dr Anubhav Sood</b>	MDS	Lecturer	Masters in Conservative Dentistry and Endodontics	5 months
<b>8. Dr Ahmed Kulsoom Siddiqui</b>	MDS	Lecturer	Masters in Conservative Dentistry and Endodontics	4 months

**12. List of senior Visiting Fellows, adjunct faculty, emeritus professors**

NIL

**13. Percentage of classes taken by temporary faculty – program-wise information**

NIL

**14. Program-wise Student Teacher Ratio**

- Undergraduate: Bachelor of Dental Surgery

Theory – 1:10

Pre Clinical – 1:10

Clinical – 1:1

- Postgraduate: Masters of Dental surgery – 1:1

**Number of academic support staff (technical) and administrative staff: sanctioned, filled and actual**

Sanctioned	Filled	Actual
	1. Mrs Yashodamma H B 2. Mrs Uma Devi B T 3. Mrs Netravathi R 4. Mrs Anupama Patil 5. Mr Somashekar	

**15. Research thrust areas as recognized by major funding agencies**

NIL

**16. Number of faculty with ongoing projects from a) national b) international funding agencies and c) Total grants received. Give the names of the funding agencies, project title and grants received project-wise.**

NIL

**17. Inter-institutional collaborative projects and associated grants received**

- d) National collaboration b) International collaboration

Sl. No.	Research Work	Collaboration with	Year
1.	Remineralizing effect of tannins containing compounds on demineralized human enamel – An in vitro study using polarized microscopy.	College of Dental Sciences, Davangere	2011
2.	An evaluation of the effectiveness of ultrasonics, F- file and	IISC, Bangalore	2011

	Nair tip FX needle agitation techniques on removal of root canal debris and smear layer using two different irrigant- A Comparative SEM study.		
3	Comparative evaluation of conventional and passive ultrasonic irrigation with sodium hypochlorite against 3 endodontic pathogens – An in vitro study.	Dept. of Microbiology, Maratha Mandal Dental College, Belgaum	2011
4.	Evaluation and comparison of the effect of various contaminants on the shear bond strength of a self-etch two step adhesive, an all in one adhesive and a total etch adhesive systems to dentin- An in vitro study.	BIET, Davangere	2011
5.	An evaluation of long term water aging on micro tensile bond strength of self-etch and total adhesives to dentin in permanent teeth- An in vitro study.	BIET, Davangere	2011
6.	A comparative evaluation of fracture resistance of endodontically treated teeth restored with different prefabricated and custom made fiber reinforced post system with two different post lengths: An in vitro study.	BIET, Davangere	2012
7.	Evaluation of manual dynamic activation, passive ultrasonic irrigation and canal brush on smear layer removal- A SEM study.	IISC, Bangalore	2012
8.	Influence of calcium hydroxide intracanal medication on sealing ability of gutta percha – An in vitro study.	College of Dental Sciences, Davangere	2012
9.	Stereomicroscopic evaluation of dentinal defects caused by hand and rotary instruments in artificial saliva.	College of Dental Sciences, Davangere	2012
10.	Evaluation of micro tensile bond strength of Silorane composite with and without pre-treatment of dentin with different concentration of sodium hypochlorite- An in vitro study.	BIET, Davangere	2012
11.	“ A comparative evaluation of stress distribution in	IISC, Bangalore	2013



	polyethylene fiber reinforced resin composite restorations of class I, II, MOD & cusp capping in mandibular molars: A Finite Element Analysis”		
12.	“ Evaluation of application of different antioxidants on shear bond strength of etch and rinse adhesives to enamel immediately and 2 weeks after bleaching – An in vitro study”	BIET, Davangere	2013
13.	“ Volumetric analysis of the tooth structure lost following extra-coronal and intra-coronal tooth preparations in endodontic treatment using computed tomography”	Bapuji Centre, Davangere	CT 2013
14.	“Comparison of canal transportation and centering ability of twisted file, Revo-S and Hyflex-CM Ni-Ti rotary systems by using cone beam computed tomography – An in vitro study”	Bapuji Centre, Davangere	CT 2013
15.	“Evaluation of the effect of Flowable composite, Vitremer and Biodentin as intra orifice barriers on the fracture resistance and coronal micro leakage of roots obturated with gutta percha- an in vitro study ”	BIET, Davangere	2014
16.	“Comparative Evaluation Of Shear Bond Strength Of Three Dental Adhesives Under Dry And Wet Bonding Conditions-An In Vitro Study”	BIET, Davangere	2014
17.	“Comparative Evaluation Of Compressive, Diametral Tensile And Flexural Strength Of Universal Flowable Composite With Traditional Non Flowable Composites-An In-Vitro Study”	BIET, Davangere	2014
18.	“A Comparison and Evaluation of Effect of Xylene, Endosolv-E, Endosolv-R on the micro hardness of Radicular Dentin- An In Vitro Study”.	BIET, Davangere	2014
19.	Comparison of two rotary Ni-Ti instruments on maintenance of canal curvature: A clinical study	Bapuji Centre, Davangere	CT 2014
20.	To study the Anti-microbial efficacy of photo-activated disinfection against E-fecalis in extracted human teeth	Dept. of Microbiology,	of 2014

		Maratha Mandal Dental College, Belgaum	
21.	Evaluation of micro hardness of dentin with irrigant 3% sodium hypochlorite, EDTA, chlorhexidine and Q-mix	BIET, Davangere	2015
22.	“Comparison of efficiency of EDTA, citric acid and etidronate in removal of calcium hydroxide intracanal medicament using scanning electron microscopic analysis – An in-vitro study”	IISC, Bangalore	2015
23.	“Computed tomographic evaluation of canal transportation and volumetric changes of root canal dentin in curved canals using MTWO, protaper, and protaper next rotary system – An in vitro study”.	Bapuji CT Centre, Davangere	2015
24.	“Comparative evaluation of colour stability and surface hardness of different methacrylate-based composites – An in-vitro study”.	BIET, Davangere	2015
25.	“Comparative analysis of antimicrobial effects of sodium hypochlorite, propolis, qmix, when used as root canal irrigants - invitro study”	Dept. of Microbiology, Maratha Mandal Dental College, Belgaum	2015
26.	“Comparison of anti-bacterial efficiency of Ibuprofen, Diclofenac & Ca(OH) <sub>2</sub> against E-fecalis in an endodontic model: An in-vitro study”	Dept. of Microbiology, Maratha Mandal Dental College, Belgaum	2015

**18. Departmental projects funded by ICMR; DST-FIST; UGC-SAP/CAS, DPE; DBT, ICSSR, AICTE, etc.; total grants received.**

- NIL

**19. Research facility / centre with**

- state recognition **NONE**
- national recognition **NONE**
- international recognition **NONE**

## 20. Special research laboratories sponsored by / created by industry or corporate bodies

**NIL**

## 21. Publications:

\* Number of papers published in peer reviewed journals (national / international)

SL.NO	ARTICLE NAME	AUTHOR NAME	JOURNAL	YEAR	CITATION INDEX
1.	Comparative analysis of morphology of lateral canals by modified tooth clearing technique – An in vitro study.	Dr.Manjunath HM Dr.MallikarjunGoud K.	Endodontology, Vol 23, Issue 1, Page 33-39.	2011	01
2.	An in vitro comparative evaluation of fluoride release from different fluoride containing materials in various study solutions.	Dr.Suman M Dr.MallikarjunGoud K.	Annals and essence of dentistry. DOI – 10,5368/AEDJ, 20113.2.1.5 vol III issue 2 p. 24-28.	2011	
3.	Effect of short term fluoride release from various restorative	Dr.ShrutiPatil Dr.MallikarjunGoud K. Dr.GirijanSajjan	Int. journal of prosthodontics & restorative dent: 1 (1) p. 29- 33.	2011	

	cements on enamel demineralization: an in vitro study.				
4.	Management of traumatized maxillary incisors by reattachment and replantation- A case report.	Dr. Sophia Thakur Dr.Mallikarjun G.K. Dr.Kalpana MS Dr. Benin P	Int journal of oral health sciences Vol 1 issue 2 p. 55-61	2011	
5.	Comparison of Antibacterial Effects of Various Root Canal Irrigants on Enterococcus faecalis	Dr. G Kumar V. Dr.Uppin V. Dr.Shenoy A.	World J Dentistry, 2, 3, 211- 215	2011	01
6.	Fixed ceramic prosthesis- Treatment considerations	Dr.ArvindShenoy Dr. Nina Shenoy	Indian dentist research and review p 22-24	2011	
7.	Fixed ceramic restorations: Periodontal considerations	Dr. Nina Shenoy Dr.ArvindShenoy	Indian dentist research and review, vol 5, Issue7, p 22-24	2011	
8.	Tooth preparation for metal free ceramic crowns	Dr.ArvindShenoy Dr. Nina Shenoy	Indian dentist research and review, p 40-44.	2011	
9.	The endo- perio dilemma – Diagnosis and management	Dr. Nina Shenoy Dr.ArvindShenoy	Indian dentist research and review, vol 6, Issue 2, p 13-18.	2011	
10.	“Management of	Dr. Sophia T	IJOHS VOL 1 ,	Sept	

	Traumatized maxillary incisors by reattachment and replantation- a case report”	Dr. Mallikarjun G.K. Dr. Kalpana M.S. Dr. Benin P	issue 2	2011	
11.	Nutritional requirements of the periodontal patients	Dr.Nandini T.N. Dr.Rosaiah K. Dr.Aruna K.	Indian Journal of stomatology;2(3):1 75-78.	2011	
12.	“Nisin V/S calcium hydroxide – Antimicrobial efficacy against E fecalis”	Dr. Sophia Thakur Dr.Himadri	Int Journal of Contemporary Dentistry	2011	
13.	Survival rates of porcelain laminate restoration based on different incisal preparation designs: An analysis	ArvindShenoy	J Conserv Dent. 14(2): 203.	2011	15
14.	Fluoride release from various restorative materials over a three months period- an invitro study.	Dr.Patil SA Dr.Goud KM Dr.Sajjan GS	JPFA, vol 26, P. 30-34.	2012	
15.	Vertucci type VI canal configuration in	Dr. Deepak BS Dr. Benin P Dr. Sophia	CODS Journal Of Dentistry, Vol 4, Issue 2, Page 28-30.	2012	

	maxillary second premolar – a rare case report.	Thakur Dr.MallikarjunGoud K			
16.	Bonding all ceramic restorations – Strategies and considerations.	Dr.Suruchi C Dr.MallikarjunGoud K	IJOHS Vol 2, Issue 2, Page 103-106.	2012	
17.	Dental ceramics – AnUpdate Invited Review	Dr ArvindShenoy Dr NinaShenoy	Journal ofConservativeDentistry	2012	
18.	Endo-Perio Lesions:Diagnosis and Clinical Considerations	Dr NinaShenoy Dr ArvindShenoy	IndianJournalofdental research	2012	
19.	Endodontic diagnosis and treatment planning,	Dr.ArvindShenoy Dr. Nina Shenoy	Indian dentist research and review vol 6 Issue 6 pg 46-52	2012	
20.	“Vertucci type VII canal configuration in maxillary second premolar: a rare case report”	Dr. Sophia T Dr.Mallikarjun GK Dr. Deepak BS Dr. Benin P	CODS, journal of dentistry.;4(2):28-30	2012	
21.	Mandibular premolars with three canals- A report of two cases-	Dr. Sophia T Dr. Jonathan Dr.Kalpana M Dr. Benin P	Dental journal vol 1, issue 2	2012	
22.	“Esthetic and functional rehabilitation of	Dr. Sophia T Dr.Mallikarjun GK	Indian journal of dental sciences	2012	

	mutilated mandibular premolar with fractured endodontic post: a case report”.	Dr. Deepak BS Dr. Benin P			
23.	“Vertucci type VII canal configuration in maxillary second premolar: a rare case report” published in CODS	Dr. Sophia T Dr. Mallikarjun GK Dr. Deepak BS Dr. Benin P	CODS - Journal of dentistry.2012;4(2): 28-30.	2012	
24.	“Biogenic activity of calcium enriched materials and mineral trioxide aggregate in endodontics”	Dr. Deepak BS	International journal of oral health sciences. Vol 2, issue 2., page no. 100-102	2012	
25.	Nonsurgical Endodontic Retreatment of a Mandibular First Molar with Five Canals: 1-Year Follow-up	Dr. Deepak J. Parekh Dr.Sathyanarayan an R	Compendium Of Continuing Education In Dentistry,:33(3).	2012	
26.	“Flexural strength of Resin based composites reinforced with commercially available	Dr.Sathyanarayan an R	Journal of scientific dentistry 2 (1): 6-11	2012	

	polyethylene woven fiber: An In vitro study”.				
27.	“Three dimensional finite element analysis of the effect of fiber Reinforced posts on stress distribution in Endodontically treated teeth”.	Dr.Nandini TN Dr.Aruna K Dr.MallikarjunGoud K	Vol 2, Issue 1, X, IJOHS BDCH	2012	
28.	“Evaluation of serum C – Reactive protein levels in subject with aggressive and chronic periodontitis and comparison with healthy controls”.	Dr.Nandini TN Dr.Aruna K Dr.Rosaiah K	Dental research journal, vol 9 , issue 3	2012	08
29.	Propolis and allergic reactions	Dr. Deepak B.S.	Journal of Pharmacy and Bioallied sciences, 2012:4(4):345	2012	03
30.	Management of complicated and uncomplicated crown fractures	Dr.ArvindShenoy Dr. Nina Shenoy Dr.RoopaBabannavar	IDRR May 2012, pg 12-16	2012	
31.	Management of complicated and uncomplicated crown fractures-	Dr.ArvindShenoy Dr. Nina Shenoy Dr.RoopaBabannavar	IDRR June 2012, pg 16-19	2012	



	Part 2				
32.	Vital pulp therapy in Permanent teeth: Current Concepts and Recommendations	Dr.ArvindShenoy Dr.Roopababanna var	IDRR July 2012, pg 16-24	2012	
33.	“Mandibular premolars with three canals- a report of two cases”	Dr. Sophia Thakur Dr. Jonathan, Dr.Kalpana M Dr. Benin P	Kanyakumari Dental Journal	2012	
34.	The effect of various surface contaminants on the microleakage of two different generation bonding agents: A stereomicroscopic study.	Dr.ArvindShenoy	Journal of Conservative Dentistry	2012	04
35.	periodontal considerations determining design and location of margins in restorative dentistry	Dr.ArvindShenoy	journal of interdisciplinary dentistry	2012	05
36.	Apexum Ablator: A minimal invasive periapical procedure	Dr. Deepak BS Dr.Hridiya Dr.MallikarjunGo wd K Dr.Nandini D B	Journal of dental practice and research, Vol-1, Issue-1 page no. 13-15 (IDA	2013	

			Davangere Branch journal)		
37.	The efficacy of passion fruit on an endodontic irrigant compared with sodium hypochlorite solution: An in vitro study	Dr.Nidhin Kumar Jayatari Dr.Nandini T. Niranjan Dr.ArunaKanaparth	Journal of Investigative and Clinical Dentistry. 2013, 4, 1-7 Article first published online: 25 JAN 2013   DOI: 10.1111/jicd.12023	2013	01
38.	Clinical efficacy of Gluma desensitizer, amorphous calcium phosphate (ACP) and casein phosphopeptide-Amorphous Calcium phosphate(CPP-ACP) on dentin hypersensitivity- A comparative study	Dr.ArunaKanaparth Dr.Nandini T N	International Journal Of Dental Hygiene	2013	
39.	Biological Restoration of Fractured tooth: Regaining back to normal: A Review & Case Reports.	Dr.MallikarjunGoud K Dr. Deepak B.S Dr.Nandini. T N Dr.Arun J	Journal of Dental Practice and Research	2013	
40.	Management of	Dr.MallikarjunGo	Journal of Dental	2013	

	Middle Mesial Canal in Mandibular Molars: A Report of two cases & Review.	Dr. K Dr. Deepak B.S Dr.Nandini. T N Dr.Arun J	Practice and Research		
41.	Non-Surgical Management of Periapical lesions: A Clinical Perspective.	Dr.ArvindShenoy	Indian Dentist Research and Review	2013	
42.	The Art and Science Behind a great Smile.	Dr.ArvindShenoy	The Dentcare	2013	
43.	Management of Periapical lesions: A Clinical Perspective.	Dr.ArvindShenoy	Indian Dentist Research and Review	2013	
44.	Evaluation of mineral trioxide aggregate as root canal sealer: A clinical study.	Dr. Sophia Thakur Dr. Benin P	Journal of Conservative Dentistry	2013	01
45.	“Radix premolaris in mandibular first molar and its management – a case report	Dr. Sophia Thakur	UJMDS	2013	
46.	“Reattachment of fractured teeth a preferred technique – report of 2 cases	Dr. Sophia Thakur	UJMDS	2013	

47.	In vivo comparative study of efficacy of propolis, nanohydroxyapatite and potassium nitrate containing desensitizing agent. research and review	Dr. Sophia Thakur,	Journal of Dental Sciences	2014	
48.	Quantitative Assessment of Apical Debris Extrusion and Intracanal Debris in the Apical Third, Using Hand Instrumentation and Three Rotary Instrumentation Systems	Dr.Nandini T N	Journal of Clinical and Diagnostic Research.	2014	02
49.	Handpieces in Dentistry,	Dr.Prashanth Kumar	Journal Of Dental Sciences And Research	2014	
50.	Cerec In Dentistry	Dr.Prashanth Kumar Dr.ShanthaMajunath	Journal Of International Academic Research For Multidisciplinary	2014	
51.	Regenerative Endodontics: an update	Dr.Prashanth Kumar Dr.ShanthaMajunath	Journal Of International Academic Research	2014	

		ath	For Multidisciplinary		
52.	Esthetic and functional rehabilitation of mutilated mandibular premolar with fractured endodontic post:a case report	Dr.Mallikarjungo udk. Dr. Deepak B.S. Dr. Sophia thakur Dr. Benin P.	Indian journal of dental sciences	2014	
53.	<b>Ceramic veneers-tips for clinical success</b>	Dr.Arvind shenoy	Indian Dentist Research and Review	2014	

- \* Monographs
- \* Chapters in Books
- \* Books edited
- \* Books with ISBN with details of publishers

1.	Phillips Science of Dental Materials (EDITED)	Dr.ArvindShenoy Dr. K Chandrasekharan Nair	ELSEVIER PUBLISHER	2014	8131236994 ISBN-13:9788131236994
2.	Esthetic Management of Anterior teeth (AUTHORED)	Dr.Arun J Dr.ArvindShenoy	LAP Lambert Academic publishing	2013	ISBN-10: 3659189014 ISBN-13: 978-3659189012
3.	A Review in FACE 2	Dr. Arvind Shenoy	Federation of Operative Dentistry, India		
4.	Traumatic Injuries (CONTRIBUTED)	Dr. Arvind Shenoy	IGNOU course syllabus	2010	

5.	Textbook of Periodontology and Oral Implantology (CONTRIBUTED) Chapter on "Endo Perio Inter relationship"	Dr. Arvind Shenoy	ELSEVIER (Indian PVT)		ISBN: 978-81-312-3741-0
----	---	-------------------	-----------------------	--	-------------------------

\* Number listed in International Database (For e.g. Web of Science, Scopus, Humanities International Complete, Dare Database - International Social Sciences Directory, EBSCO host, Medline, etc.)

\* Citation Index – range / average

SL.N O	ARTICLE	AUTHOR NAME	JOURNAL NAME	YEA R	CITATIO N INDEX
1.	Comparative analysis of morphology of lateral canals by modified tooth clearing technique – An in vitro study.	Dr.Manjunath HM Dr.MallikarjunGoud K.	Endodontology , Vol 23, Issue 1, Page 33-39.	2011	01
2.	Comparison of Antibacterial Effects of Various Root Canal Irrigants on Enterococcus faecalis	Dr. G Kumar V. Dr.Uppin V. Dr.Shenoy A.	World J Dentistry, 2, 3, 211- 215	2011	01
3.	Survival rates of porcelain laminate restoration based	ArvindShenoy	J Conserv Dent. 14(2): 203.	2011	15

	on different incisal preparation designs: An analysis				
4.	“Evaluation of serum C – Reactive protein levels in subject with aggressive and chronic periodontitis and comparison with healthy controls”.	Dr.Nandini TN Dr.Aruna K Dr.Rosaiah K	Dental research journal, vol 9 , issue 3	2012	08
5.	Propolis and allergic reactions	Dr. Deepak B.S.	Journal of Pharmacy and Bioallied sciences, 2012:4(4):345	2012	03
6.	The effect of various surface contaminants on the microleakage of two different generation bonding agents: A stereomicroscopic study.	Dr.ArvindShenoy	Journal of Conservative Dentistry	2012	04
7.	periodontal considerations	Dr.ArvindShenoy	Jouranal Of Inter	2012	05

	determining design and location of margins in restorative dentistry		Disciplinary Dentistry		
8.	The efficacy of passion fruit on an endodontic irrigant compared with sodium hypochlorite solution: An in vitro study	Dr.Nidhin Kumar Jayatari Dr.Nandini T. Niranjan Dr.ArunaKanaparth y	Journal of Investigative and Clinical Dentistry. 2013, 4, 1-7 Article first published online: 25 JAN 2013   DOI: 10.1111/jicd.12023	2013	01
9.	Evaluation of mineral trioxide aggregate as root canal sealer: A clinical study.	Dr. Sophia Thakur Dr. Benin P	Journal of Conservative Dentistry	2013	01
10.	Quantitative Assessment of Apical Debris Extrusion and Intracanal Debris in the Apical Third, Using Hand Instrumentation and Three Rotary Instrumentation	Dr.Nandini T N	Journal of Clinical and Diagnostic Research.	2014	02




	Systems			
--	---------	--	--	--


- \* SNIP
- \* SJR
- \* Impact Factor – range / average
- \* h-index

## 22. Details of patents and income generated

Faculty and post graduate students were encouraged to file for patent of innovative preclinical working model:



GOVERNMENT OF INDIA  
PATENT OFFICE  
INTELLECTUAL PROPERTY BUILDING  
C-27, Ring Road, Connaught Place, New Delhi-110 048  
Tel No. (011) 23382021 - 84 Fax No. 011 23382026  
E-mail : cpd@nic.nic.in-patent@nic.in  
Web Site : www.ipindia.nic.in



008081

TR-5  
C.B.R. NO : 6490  
Fr  
Dr. Md. MIRAN KHANER  
#47, NEELI VILLA NANDI RAO ROAD, BASAVANAGUDI, BANGALORE, KARNATAKA - 560 034

Date/Time : 10/09/2009 15:54:00  
Agent Number:

Serial Number	Reference Number	Application Number	Title/Remarks	Amount Paid	Amount Computed	Fee Payment
1		2492/CHN/2008	PRE-CLINICAL WORKING MODEL FOR DENTAL PROCEDURES	2500	2500	Full
Total				2500	2500	

C.B.R. NO : 6490  
Date/Time : 10/09/2009 16:34:00

Received a sum of Rs. 2500 (Rupees Two Thousand Six Hundred only) through

Payment Mode	Bank Name	Cheque/Draft Number	Cheque/Draft Date	Amount in Rs
Draft	State Bank of India	636243	07/09/2009	1500
Draft	Union Bank of India	061893	12/07/2009	1000

For Controller of Patents & Designs

## 23. Areas of consultancy and income generated

NIL

## 24. Faculty selected nationally / internationally to visit other laboratories / institutions / industries in India and abroad

-Invited to visit 3M ESPE INNOVATION CENTRE, Bangalore in the year 2011

Faculty invited: Dr Mallikarjun Goud K



# Bapuji Dental College & Hospital



Dr Nandini T N

## 25. Faculty serving in

National committees b) International committees c) Editorial Boards d) any other (specify)

**NIL**

## 26. Faculty recharging strategies (Refresher / orientation programs, workshops, training programs and similar programs).

1. CDE on “Problem based learning (PBL)” conducted at Bapuji Dental College and Hospital, Davangere by Dr. Rison Thomas at Seminar Hall, ground floor on 7<sup>th</sup> January 2011.
2. CDE on “Stress management for professionals” by Dr. Ashok Pai conducted at Bapuji Dental College and Hospital, Davangere by Dr. Rison Thomas at Seminar Hall,
3. Live demonstration on CERAMIC VENEERS, held at Gayathri Vihar, palace grounds, Bangalore on 23<sup>rd</sup> July 2011
4. Lecture and Hands-on on “Multilayerig of Nano Composites” by Dr. Madhanv Murthy at P.C.O.- Phatom Lab on 27<sup>th</sup> July 2011
5. Hands on course on IMPLANTOLOGY at Seminar hall, 4<sup>th</sup> floor, CODS, Davangere.
6. Lecture on “Are you managing your financials correctly?”, by Mr. Ramesh Hegde on 4<sup>th</sup> February 2012 at Seminar Hall, 4<sup>th</sup> floor, CODS
7. Changing the Paradigm in Anterior restorations:- Composite vs Ceramics at Seminar hall, on 27<sup>th</sup> March 2012
8. World Health Day 2012 by Preventive and Community Dentistry on 7<sup>th</sup> April 2012 at Seminar hall, BDCH, by Dr. HR. Chandrashekar
9. Symposium on Tobacco Cessation conducted at CODS, Seminar hall, by Dr. Pratima murthy, Dr. Arun Kandaswamy
10. Lecture on Microscopic endodontics conducted at CODS on 2<sup>nd</sup> August 2012, by Dr. Vinay Shivagange
11. CDE on “Experimental learning on INNOVATION” on 4<sup>th</sup> August 2012 at BDCH, by Mr. Sanjay Sahay
12. CDE on “Health ICT Transformation – opportunities and challenges” on 23<sup>rd</sup> August 2012, at Seminar hall, Ground Floor, Bapuji Dental College and Hospital, Davangere, by Dr. P.S. Ramkumar



# Bapuji Dental College & Hospital



13. Workshop : Prologue 2012 – Orientation programme for MDS course on 27<sup>th</sup> – 28<sup>th</sup> august 2012, at Dhanvantari Hall, Rajiv Gandhi University of Health Sciences, Bangalore
14. IDA Colgate “Future Dental Professionals” on 10<sup>th</sup> October 2012 at Seminar hall, BDCH, Davangere
15. Seminar on Apple I Pad organized by Sell technologies. On 7<sup>th</sup> November 2012 at Seminar hall, BDCH.
16. Seminar on “AIDS awareness program” organised by Dept of Public Health Dentistry on 6<sup>th</sup> December 2012 at Seminar hall, ground floor, BDCH
17. CDE on Fibre Post on 4<sup>th</sup> January 2013 at CODS, Seminar Hall, by Dr. Deepak Mehta
18. CDE on “Facial Aesthetics – Orthognathic surgery – A Beacon of hope” on 9<sup>th</sup> January 2013 at CODS, Seminar hall
19. CDE on “ Road Safety Program” on 11<sup>th</sup> February 2013, at Seminar hall, CODS
20. CDE on “Aesthetic Dentistry- Restorations brought to Life” on 20<sup>th</sup> February 2013 at CODS, seminar hall.
21. CDE on “Foundation Restoration” on 21<sup>st</sup> February 2013 by Dr. Mona Kakar
22. CDE on “Clinical Dentistry Series – An update from masters on 5<sup>th</sup>& 6<sup>th</sup> March 2013 at Seminar Hall, BDCH, Davangere,
23. Symposium on “Improving the Quality of Dental Education”
24. CDE on “Basic Life Support- Workshop” on 6<sup>th</sup> may 2013, at Administrative block, S.S. Institute of Medical Sciences & Research Centre, Davangere
25. CDE on “Principles of Health Living” on 18<sup>th</sup> may 2013 at Seminar Hall, BDH, Davangere
26. CDE on “A full circle approach to Aesthetic Composite Restorations” on 26<sup>th</sup> June 2013
27. CDE on “Coping with Stress in Day to Day Life” by Dr. Anand Pandurange on 22<sup>nd</sup> August 2013, at Seminar hall, CODS, Davangere
28. CDE on “PCR in Diagnostics”, on 5<sup>th</sup> September 2013, at Seminar hall, CODS, Davangere
29. Orientation program for MDS Course- Prologue 2013, at Dhanvantari hall, RGUHS, Bangalore
30. CDE on “Orthodontics the way it has evolved & growth modulation”, on 25<sup>th</sup> September 2013, at CODS, Seminar hall, 4<sup>th</sup> floor
31. CDE on “Laser n Modern Dentistry”, on 23<sup>rd</sup> October 2013, at Seminar hall, CODS, Davangere,



# Bapuji Dental College & Hospital



32. CDE on “Rotary Endodontics”, on 12<sup>th</sup> November 2013, at Chithradurga, S.J.M. Dental College, by Dr. Arun J.
33. CDE on “An Integrated approach to Anterior Trauma management” “Maxillofacial Prosthodontics - Scope & Limitation” on 7<sup>th</sup> December 2013, at BDCH alumni meet
34. CDE on “ Bio-medical waste (Management & Handling) rules: A guide to the Practitioner” on 6<sup>th</sup> January 2013, by Dr. Girish M. Sogi, at seminar hall, Ground floor, BDCH
35. CDE on “MBA in Health Care Management from School of Management, Manipal University”, on 27<sup>th</sup> January 2014, at Seminar hall, ground floor, BDCH, Davangere.
36. CDE on “Lecture & Hands on Demonstration on All Ceramic Restoration- Emay” organised in collaboration with IVOCLAR VIVADENT marketing India Pvt. Ltd. On 11<sup>th</sup>& 12<sup>th</sup> February 2014, at prosthodontics seminar hall and ceramic lab.
37. CDE on “Workshop on Restorative & Stomatognathics”, at Coorg Institute of Dental Sciences: Presto-2014, by D. Gray Cheung, Dr. Paresh kale, on 27<sup>th</sup>& 28<sup>th</sup> February 2014
38. CDE on “Biometric tool in the diagnosis of TMDS”, on 3<sup>rd</sup> march 2014, at Seminar hall, ground floor, BDCH, Davangere, by Dr. Prafulla Thumati
39. CDE program: Dental excellence programme in association with IDA Abbott Health care Pvt ltd. On “Recent trends in Root Canal Obturation” on 21<sup>st</sup> march 2014, by Dr. Sanjay Miglani
40. CDE on “Mastering laminate Veneers”, on 22<sup>nd</sup>& 23<sup>rd</sup> April 2014, by Dr. Arvind Shenoy, at Seminar Hall, ground floor, BDCH, Davangere. Organised by Dept of Conservative Dentistry and Endodontics, BDCH, Dacangere
41. CDE programme conducted by Bapuji Dental College in collaboration with Colgate India ltd. (Future Dental Professionals program), on 330<sup>th</sup> april 2014
42. Abbott Health Care Pvt. Ltd. In association with IDA presents Dental Excellence programme on “ Locating the Root Canals” on 16<sup>th</sup> may 2014, by: Dr. Ajit Shaligram
43. Abbott Health Care Pvt. Ltd. In association with IDA presents Dental Excellence programme on “The principles of restoring single unit dental implant”, on 18<sup>th</sup> July 2014
44. Orientation programme for MDS course: Prologue 2014 at Dhanvantari Hall, RGUHS, Bangalore
45. Abbott Health Care Pvt. Ltd. In association with IDA presents Dental Excellence program on “Immediate Implants in Aesthetic Zone”, by Dr. N. Sisodia on 22<sup>nd</sup> August 2014



# Bapuji Dental College & Hospital



46. Abbott Health Care Pvt. Ltd. In association with IDA presents Dental Excellence program on  
“Advances in Crown Preparation and Fixation”, on 19<sup>th</sup> September 2014
47. Abbott Health Care Pvt. Ltd. In association with IDA presents Dental Excellence program on  
“Role Irrigants and Intra-canal Medicaments in Endodontics”, on 17<sup>th</sup> October 2014
48. 3M ESPE KOL Programme on “ Post & core and Bridge Prosthetic” on 17<sup>th</sup> October 14
49. Abbott Health Care Pvt. Ltd. In association with IDA presents Dental Excellence programme on “Restoration of Endodontically treated teeth”, on 21<sup>st</sup> November 2014
50. Lecture on “Self adjusting file in Paediatric Endodontics”, on 23<sup>rd</sup> December 2014, by  
Dr. Ajinkya Pawar, at BDCH, conducted by, Bapuji Academy of continuing Education
51. IDA Davangere branch in collaboration with B.E.A. Dental College on “Computer-Guided Implant Surgeries” on 27<sup>th</sup> February 2015
52. “Smile Torch Programme” conducted by Department of Orthodontics and Dentofacial Orthopedics, on 7<sup>th</sup> march 2015, by Dr. Rama Chandra, at Seminar hall, ground floor, BDCH, Davangere
53. Lecture on “The Art of Mind Control”, on 25<sup>th</sup> march 2015, by: Guru Nayak, at Seminar Hall, Ground floor, BDCH
54. CDE programme on “Reconstructive Microvascular surgery in Head and Neck region”, on “Reconstructive Microsurgery – Principle & application in maxillofacial Region”
55. Abbott Health Care Pvt. Ltd. In association with IDA presents Dental Excellence programme on “Clinical tips Anterior and Posterior Composites”, on 17<sup>th</sup> April 15
56. Basic life support in association with American Heart Association, on 27<sup>th</sup> & 28<sup>th</sup> April 15
57. Abbott Health Care Pvt. Ltd. In association with IDA presents Dental Excellence programme on “ Medical emergencies in Dental Practice”, on 15<sup>th</sup> May 2015
58. Abbott Health Care Pvt. Ltd. In association with IDA presents Dental Excellence programme on “ Evidence based Restorative Pediatric Dentistry”, on 19<sup>th</sup> June 2015
59. Interactive meeting on “Biostatistics” on 18<sup>th</sup> June 2015, by : Dr. Arun Kumar, at  
Orthodontic seminar Hall, 3<sup>rd</sup> floor
60. Davangere Branch in collaboration with B.E.A. Dental College on “Contemporary trends and technologies in teeth whitening & Therapeutic Esthetics”, on 26<sup>th</sup> June 2015
61. Power point presentation and product demonstration by septodont, on 14<sup>th</sup> July 2015, at  
seminar hall, Ground floor, BDCH, Davangere



# Bapuji Dental College & Hospital



62. Abbott Health Care Pvt. Ltd. In association with IDA presents Dental Excellence programme on “Achieving predictable success in complete denture cases” on 17<sup>th</sup> July 15
63. Orientation programme for MDS course : Prologue 2015, on 27<sup>th</sup> & 28<sup>th</sup> July 2015, at Dhanvantari Hall, RGUHS, Bangalore
64. One day workshop conducted by Bapuji Dental College, Bapuji Academy of continuing education, Department of Prosthodontics & Crown & Bridge with IDA Davangere Branch in association with Karnataka State Dental Council on “workshop on Sterilisation and Infection control, waste disposal, basic life support & Cardio-pulmonary Resuscitation, Jurisprudence & ethics in Dental practice”, on 20 November 2015, at Bapuji Dental College, Davangere
65. One day workshop conducted by BCA Dental College & IDA, Davangere Branch on “Workshop on Contemporary implant Dentistry & 3D-GPS functional smile designing, on 23<sup>rd</sup> November 2015, Seminar hall, Bapuji Dental College & Hospital, Davangere,
66. Educational methodology offered by Rajiv Gandhi University of Health Sciences: Basic life support course offered by American Heart Association.
67. Women Empowerment: Offered by BIET, Davangere.

## 27. Student projects

- percentage of students who have taken up in-house projects including inter-departmental projects
  - **100 Percent**
- percentage of students doing projects in collaboration with other universities / industry / institute
  - **NIL**

## 28. Awards / recognitions received at the national and international level by

- Faculty
- Doctoral / post doctoral fellows
- Students

SN	TITLE	AUTHOR	YEAR
1	<i>Best paper</i>	Dr.Arun J.	2011
2	<i>Best paper</i>	Dr. Benin P.	2011

3	<i>Second best paper</i>	Dr.Barkha	2011
1.	<i>Best paper of the session</i>	Dr.Narmatha	2012
2.	<i>Best poster of the session</i>	Dr. Manoj B	2012
3.	<i>Best scientific paper presentation</i>	Dr.Snehil K. T.	2012
4.	<i>Second best paper presentation</i>	Dr.Snehil K. T.	2012
5.	<i>Second best paper presentation</i>	Dr.Narmatha	2012
6.	Gold medal for paper	Dr.Anamika .T	2012
7.	Best scientific paper	Dr. Praveen Rajesh	2013
8.	Best scientific paper	Dr. Manoj Kumar	2013
9.	Best E poster	Dr.SanchitaGulati Dr.Deepa Jinan	2013
10.	Best scientific paper	Dr Anubhav Sood	2014
11.	Best E poster	Dr Maulsree	2014
12.	Best scientific paper	Dr Mahalaxmi	2014
13.	Best E poster	Dr Suvarna C C	2015
14.	Best paper	Dr Harshul Sharma	2015

**29. Seminars/ Conferences/Workshops organized and the source of funding (national / international) with details of outstanding participants, if any.**

1. CDE programme on “Mastering Laminate Veneers” on 22<sup>nd</sup> and 23<sup>rd</sup> April 2014 at seminar hall, Bapuji Dental College and Hospital
  - of participants for lecture alone: 117
  - Number Organized by Department of Conservative Dentistry and Endodontics in association with Bapuji Academy of Continuing Education
  - The programme offered lecture + Live Clinical Demo on Tooth preparation, Impression making, Temporization and Cementation of ceramic veneers + Hands on for Participants
  - Number of participants for Live Demo + Hands on: 70

**30. Code of ethics for research followed by the departments**

-Ethical clearance for research is given by Ethical committee, Bapuji Dental College and Hospital

**31. Student profile program-wise:**

Name of the Program (refer to question no. 4)	Applications received	Selected		Pass percentage	
		Male	Female	Male	Female

### 32. Diversity of students

Name of the Program (refer to question no. 4)	% of students from the same university	% of students from other universities within the State	% of students from universities outside the State	% of students from other countries

**33. How many students have cleared Civil Services and Defense Services examinations, NET, SET, GATE, USMLE, PLAB, GPAT, NCLEX, CGFNS, IELTS and other competitive examinations? Give details category-wise.**

- NIL

### 34. Student progression

Student progression	Percentage against enrolled
UG to PG	
PG to M.Phil, DM / M Ch / DNB	
PG to Ph.D.	
Ph.D. to Post-Doctoral	
Employed <ul style="list-style-type: none"> <li>• Campus selection</li> <li>• Other than campus recruitment</li> </ul>	
Entrepreneurs	

### 35. Diversity of staff

Percentage of faculty who are graduates	
of the same university	55%



from other universities within the State	40%
from universities from other States	5%
from universities outside the country	

**36. Number of faculty who were awarded M.Phil., DM, M Ch, Ph.D., D.Sc. and D.Litt. during the assessment period**

- NIL

**37. Present details of departmental infrastructural facilities with regard**

a) Library

- Department is equipped with a library having 50 textbooks related to Re-storative dentistry, Dental materials and Endodontics
- There are soft and hard bound copies of seminars, journal clubs, case reports, Symposiums, Lecture class PPT's for the students to refer

b) Internet facilities for staff and students

Both staff and Students are given WiFi facility centrally from college

b) Total number of class rooms

Three class rooms are provided for both Undergraduate and Post graduate training put together

c) Class rooms with ICT facility and 'smart' class rooms

There are 2 class rooms for theory equipped with Overhead Projectors, Visualizers and audio aids

There is a smart class section in the clinics where live clinical cases from dental chair through either video cams or surgical microscope are shown to students

d) Students' laboratories

Both undergraduate and postgraduate students are provided with 3 laboratories

1. Preclinical laboratory attached to Pre Clinics
2. Clinical laboratory attached to Clinics
3. Central lab for Metal and Ceramic work

Research laboratories

- e) NIL

**38. List of doctoral, post-doctoral students and Research Associates**



# Bapuji Dental College & Hospital



- a) From the host institution/university -- **NIL**
- b) From other institutions/universities -- **NIL**

### 39. Number of post graduate students getting financial assistance from the university.

**NIL**

### 40. Was any need assessment exercise undertaken before the development of new program(s)? If so, highlight the methodology.

**NIL**

### 46. Does the department obtain feedback from;

#### • Faculty on curriculum as well as teaching-learning-evaluation? If yes, how does the department utilize the feedback?

a) College has established online feedback mechanism through software faculties give feedback on library, courses infrastructure, programmes, teaching, learning and evaluation. The analysis outcome is used to identify the deficiencies in the curriculum and to initiate remedial action in form of problem based learning and enrichment courses.

#### Students on staff, curriculum and teaching-learning-evaluation and how does the department utilize the feedback?

b) The college has mechanism to collect the feedback from the students and faculties on curriculum, program, and courses. The Feedbacks are also collected from students and faculties on library and infrastructure.

#### • Alumni and employers on the programs offered and how does the department utilize the feedback?

c) The college collects feedback from the alumni, who meet annually once, during the alumni meet. These feedbacks collected on the curriculum knowledge and skills and CDE

Year	Name of students(Under Graduates)
June 2011	Satya Prakash
June 2012	Rakesh ranjan
June 2013	Milton tsai hogli
June 2014	Cynthia chan
June 2014	Madhurima basu

programmes.

### 41. List the distinguished alumni of the department (maximum 10)

Year	Name of students(Under Graduates)
------	-----------------------------------

June 2011	Satya Prakash
June 2012	Rakesh ranjan
June 2013	Milton tsai hogli
June 2014	Cynthia chan
June 2014	Madhurima basu

Year	Name of students (Post Graduates)
2012	Dr. Benin paul
2013	Dr. Narmatha v.j Dr. Anamika thakur
2015	Dr. Mahalakshmi Dr. Deepa jinan

## 42. Give details of student enrichment programs (special lectures / workshops / seminar) involving external experts.

### 1. Departmental Presentations

Presentations on subject related topics are given by both Post graduate and under graduate students periodically as per the university recommendations

### 2. Journal Clubs

Presentations on subject related topics are given by Post graduate students periodically as per the university recommendations

### 3. Video demonstrations of clinical procedures from masters in the field

### 4. Symposiums

### 5. Seminars

### 6. Team teaching

### 7. Workshops

### 8. Live clinical demos

### 9. Case discussions

### 10. Problem based learning



#### **43. List the teaching methods adopted by the faculty for different programs including clinical teaching.**

- 1. Lectures by Teaching staff**
- 2. Chair side discussions by teaching staff**
- 3. Departmental Presentations**

Presentations on subject related topics are given by both Post graduate and under graduate students periodically as per the university recommendations

#### **4. Journal Clubs**

Presentations on subject related topics are given by Post graduate students periodically as per the university recommendations

#### **5. Video demonstrations of clinical procedures from masters in the field**

#### **6. Symposiums**

#### **7. Seminars**

#### **8. Team teaching**

#### **9. Workshops**

#### **10. Live clinical demos**

#### **11. Case discussions**

#### **12. Problem based learning**

#### **44. Highlight the participation of students and faculty in extension activities.**

Apart from the regular patients treating in the department we are taking care of treating patients referred from CGH (chigateri General Hospital) and Camp Patients. These patients treatment will be free.

#### **45. Give details of “beyond syllabus scholarly activities” of the department.**

Faculty is conducting Periodic Quiz for Under-graduates.

Monthly Wall Mag from the Faculty and Post-graduates for the Intern, Under-graduates and Patients.

Faculty and Post-graduate students from our Department actively participating in Sports and Cultural Activities.

#### **46. State whether the program/ department is accredited/ graded by other agencies? If yes, give details.**

**No**

#### **47. Briefly highlight the contributions of the department in generating new knowledge, basic or applied.**



- NIL

#### **48. Detail five major Strengths, Weaknesses, Opportunities and Challenges (SWOC) of the department.**

Strengths:

- Good infrastructure
- Wide variety of materials for use
- Dedicated and Instrumental staff
- Discipline and Dedication
- Documentation

Weakness:

The Mission Monitoring cell reviews the performance of IQAC on continuous basis Annual Quality Assurance Reports are generated Identified weakness are rectified on continuous basis.

Opportunities:

- To execute research ideas

Challenges:

- Difficulty in managing the vast number of patients
- Creating awareness among patients
- Lack of meeting treatment needs at community level

#### **49. Future plans of the department**

Establishment of separate Esthetic department

Procurement of PRF machine

Increasing the number of CDE programmes

Establishment of patient education section

Magnifying tools for individual students

Establishment of advanced sterilization protocols

Facility for chair side imaging



## Evaluative Report of the Department

1. **Name of the Department :** PUBLIC HEALTH DENTISTRY

2. **Year of establishment :** 1997

3. **Is the Department part of a college/Faculty of the university?**

YES

4. **Names of programs offered (UG, PG, PharmD, Integrated Masters; M.Phil., Ph.D., Integrated Ph.D., Certificate, Diploma, PG Diploma, D.M./M.Ch., Super specialty fellowship, etc.)**

UG, PG in Public Health Dentistry

5. **Interdisciplinary programs and departments involved.**

- A workshop on “Research Methodology” was conducted for faculty and post graduate students from 5-09-2011 to 9-09-2011 at Bapuji Dental College & Hospital Davangere.
- A National Workshop on “Research Methodology and Research Statistics” “SAMSHODHANA” was conducted for faculty and post graduate students from 27-9-2012 to 29-9-2012 at Bapuji Dental College & Hospital Davangere.
- A national workshop on “Research Methodology and Research Statistics” BAPUJI PARISHODHANA - 2013 was conducted from 26-09-2013 to 28-09-2013 at Bapuji Dental College & Hospital Davangere.

- “Periodontal Indices” in 2014

(Dept. of Public Health Dentistry & Dept. of Periodontology.)

- A National Workshop on “Research Methodology and Research Statistics” ANUSANDHANA-2014 for faculty and post graduate students was conducted from 11-09-2014 to 13-09-2014 at Bapuji Dental College & Hospital Davangere.
- A Workshop on “Research Methodology and Research Statistics” by Rajiv Gandhi University of Health Sciences, Bangalore was conducted from 27-08-2015 to 28-08-2015 at Bapuji Dental College & Hospital Davangere.
- A National Workshop on “Research Methodology and Research Statistics” BDCH-ANVESHANA for faculty and post graduate students was conducted from 28-09-2015 to 01-10-2015 at Bapuji Dental College & Hospital Davangere.
- Shared Decision Making- A Pinnacle in patient centered care in 2015

(Dept. of Public Health Dentistry)

**6. Courses in collaboration with other universities, industries, foreign institutions, etc.**

NONE

**7. Details of programs discontinued, if any, with reasons**

NO

**8. Examination System: Annual/Semester/Trimester/Choice Based Credit System**

Annual

**9. Participation of the department in the courses offered by other departments**

NONE

**10. Number of teaching posts sanctioned, filled and actual (Professors/Associate Professors/Asst. Professors/others)**

	Sanctioned	Filled	Actual (including CAS & MPS)
Professor		1	
Associate Professor/Reader		4	
Assistant Professor		1	
Lecturer		0	
Tutor / Clinical Instructor		0	
Senior Resident		0	

**11. Faculty profile with name, qualification, designation, area of specialization, experience and research under guidance**

Name	Qualification	Designation	Specialization	No. of Years of Experience
Dr.Veeresh D.J	MDS	Professor	Public Health Dentistry	15 years 2 months
Dr.Puja C.Yavagal	MDS	Reader	Public Health Dentistry	9 years 5 months
Dr.Bhagyajyothi	MDS	Reader	Public Health Dentistry	7 years till 2012
Dr.Sapna.B	MDS	Reader	Public Health Dentistry	6 years 9 months
Dr.Usha G.V	MDS	Reader	Public Health	4 years 11 months

Name	Qualification	Designation	Specialization	No. of Years of Experience
			Dentistry	
Dr.SavithraPrakash	MDS	Assistant professor	Public Health Dentistry	4 years 5 months

## 12. List of senior Visiting Fellows, adjunct faculty, emeritus professors

NIL

## 13. Percentage of classes taken by temporary faculty – program-wise information

NONE

## 14. Program-wise Student Teacher Ratio

YEAR	STUDENTS	TEACHERS	S:T
THIRD BDS	96	6	16:1
FINAL BDS	98	6	16:1

## MDS PROGRAMME

YEAR	Number of PGs	PG teachers	S:T ratio
2010-2011	3	3	1:1
2011-2012	3	3	1:1
2012-2013	3	3	1:1
2013-2014	3	3	1:1
2014-2015	3	4	1:1.3
2015-2016	2	4	1:2
2016 - 2017	3	5	1:1.6



**15. Number of academic support staff (technical) and administrative staff: sanctioned, filled and actual**

Para-Dental Staff	Sanctioned	Filled
Dental Technician	1	1
Dental hygienist	1	1
Dental Nurse	1	1

**16. Research thrust areas as recognized by major funding agencies**

The faculty members and students of dental college interact with other professionals in various colleges and undertake trans-disciplinary research works.

The department collaborates with Indian Council of Medical Research in training the undergraduate students in carrying out research through students short term research programs.

The department has also collaborated with World Health Organization and Boston university of Boston, London in carrying out research work.

The department also collaborates with Indian Red Cross Society in conducting social welfare activities.

**17. Number of faculty with ongoing projects from a) national b) international funding agencies and c) Total grants received. Give the names of the funding agencies, project title and grants received project-wise.**

Name of corporate house	Project	Funding details
Colgate	ADEPTS- a dental education programme and training the school teachers 17-10-2012 to 15-12-2012	Self funded College did not receive any grants from colgate



# Bapuji Dental College & Hospital



## 18. Inter-institutional collaborative projects and associated grants received

### e) National collaboration b) International collaboration

The college promotes multi/interdisciplinary researches along with faculty from medical college and engineering colleges.

Since 2011 around 20 research projects have been interdisciplinary. Departments involved in such endeavors are as follows

- 1) Indian Council for Medical Research
- 2) Praj Metallurgical labs , Pune
- 3) Department of Microbiology, Maratha Mandal , Belgaum
- 4) Department of Environmental engineering, BIET Engineering College, Davanagere
- 5) Department of Biochemistry, JJMMC, Davanagere

Associated grants: Not received

## 19. Departmental projects funded by ICMR; DST-FIST; UGC-SAP/CAS, DPE; DBT, ICSSR, AICTE, etc.; total grants received.

The student short term research activities for undergraduate students is recognized by the Indian council for medical research

The following research works have been recognized and funded by ICMR since 2011

### ICMR PROJECT DETAILS

#### NAME OF THE PROGRAM- SHORT TERM STUDENTSHIP PROGRAM

SL NO	REG ID	YEAR	STUDENTS NAME	GUIDES NAME	TITLE OF RESEARCH	STATUS OF RESEARCH	FUNDING
1	02172	2011	SHRAVANTI	DR PUJAC YAVAGAL	In vitro evaluation of antibacterial potential of aloe vera against enterococcus faecalis	REGISTERED	ACCEPTED AND FUNDED
2	02568	2012	RITU	DR SAPNA	Comparison of erosive	REGISTERED	ACCEPTED

					potential of buttermilk, tender coconut and commercially available energy drink on enamel-an invitro study		FUNDED
3	02574	2012	ANAYA KULKARNI	DR PUJA C YAVAGAL	Antimicrobial effect of miswak stick and 0.5% sodium fluoride impregnated miswak stick on streptococcus mutans and lactobacillia randomized control trial	REGISTERED	ACCEPTED AND FUNDED
4	02579	2012	NISHANT KUMAR	DR SAVITRA	Effect of instant noodles on salivary ph among 8-10 year	REGISTERED	ACCEPTED AND FUNDED



					liquid dentifrice and conventional toothpaste by 6-8 year old school children in Davanagere city		
8	03597	2015	PRECIA MERYN JACOB	DR VEERESH	Evaluation of antibacterial efficacy of achyranthes coyneisant extract against streptococcus mutans, enterococcus faecalis and candida albicans –an in vitro study	ICMR	Rs 10,000 Yet to be funded

### Significant outcomes of the same

Undergraduate students are motivated to take up research at young stage

It has helped spread the temperament of research to other undergraduate and post graduate students and every year students are eager to take up research under ICMR.

Details of ongoing Research projects of faculty

Sl. No.	Faculty	Number of research	Title/ status
1.	Dr. D. J. Veeresh	01	Knowledge, attitude and practices on oral health among taluk level anganwadi worker's in Davangere city- A cross sectional survey <b>Ongoing Research</b>
2.	Dr. Puja C Yavagal	01	Comparative evaluation of remineralization effect of casein phosphopeptide amorphous calcium phosphate containing cream, nano hydroxyapatite and calcium sucrose phosphate containing paste on enamel caries lesion using surface micro hardness test- An invitro study <b>Ongoing Research</b>
3.	Dr. Sapna B.	01	Impact of academic, personal and civic development on two groups of third year dental students after

			outreach programme in Davangere city- A cross sectional study <b>Ongoing Research</b>
4.	Dr. Usha G. V.	01	Burnout among undergraduate and post graduate students of davangere city- a cross sectional survey <b>Ongoing Research</b>
5.	Dr Savithra Prakash	01	Comparative evaluation of concept mapping teaching method with conventional lecture mode in improving test score among dental students- An RCT <b>Ongoing Research</b>

## 20. Research facility / centre with

- state recognition
- national recognition
- international recognition

State Recognition by RGUHS, Karnataka

National Recognition by Dental Council of India, New Delhi, India

## 21. Special research laboratories sponsored by / created by industry or corporate bodies

NO

## 22. Publications:

- \* Number of papers published in peer reviewed journals (national / international)

Name of the Faculty	Total number of publications
Dr.Veeresh D.J.	16
Dr.Puja C Yavagal	12
Dr.Bhagyajyoti C.S.	3
Dr.Sapna B.	5
Dr.Usha G.V.	7
Dr.Savithra Prakash	3

- \* Monographs- NIL
- \* Chapters in Books- NIL
- \* Books edited- NIL
- \* Books with ISBN with details of publishers-NIL

Citation Index – range / average:

Impact Factor – range – 0.6 – 1.2

Source Normalized Impact per Paper (SNIP) :

SCImago Journal Rank (SJR)

h-index: 3-29

## 23. Details of patents and income generated

NIL

## 24. Areas of consultancy and income generated

Sample Size Estimation and Statistical Analyses

## 25. Faculty selected nationally / internationally to visit other laboratories / institutions / industries in India and abroad

- Dr.Veeresh D.J.
- “Danta Bhagya Yojane- December 6<sup>th</sup>, Vidhana Soudha, Bangalore”
- Dr.Puja C Yavagal
- 1<sup>st</sup> International Symposium on Oral/Oro Pharyngeal cancer, Tobacco Cessation and Dental Caries, June 3<sup>rd</sup> & 4<sup>th</sup>, 2011, Mumbai
- Dr.Usha G.V.





# Bapuji Dental College & Hospital



- Colloquium on Health Care Waste Management, 15<sup>th</sup> March, 2014, RGUHS, Bangalore
- Dr.Savithra
- Two days workshop on ‘Advanced Instrumentation’ March 2015 at BIET, Davangere.

## 26. Faculty serving in

- e) National committees b) International committees c) Editorial Boards d) any other (specify)

NONE

## 27. Faculty recharging strategies (Refresher / orientation programs, workshops, training programs and similar programs).

Department has organized and conducted the following national level workshops and hands on courses.

1. A workshop on “Research Methodology” was conducted for faculty and post graduate students from 5-09-2011 to 9-09-2011 at Bapuji Dental College & Hospital Davangere.
2. A National Workshop on “Research Methodology and Research Statistics” “SAMSHODHANA” was conducted for faculty and post graduate students from 27-9-2012 to 29-9-2012 at Bapuji Dental College & Hospital Davangere.
3. A national workshop on “Research Methodology and Research Statistics” BAPUJI PARISHODHANA - 2013 was conducted from 26-09-2013 to 28-09-2013 at Bapuji Dental College & Hospital Davangere.
4. A National Workshop on “Research Methodology and Research Statistics” ANUSANDHANA-2014 for faculty and post graduate students was conducted from 11-09-2014 to 13-09-2014 at Bapuji Dental College & Hospital Davangere.
5. A Workshop on “Research Methodology and Research Statistics” by Rajiv Gandhi University of Health Sciences, Bangalore was conducted from 27-08-2015 to 28-08-2015 at Bapuji Dental College & Hospital Davangere.
6. A National Workshop on “Research Methodology and Research Statistics” BDCH-ANVESHANA for faculty and post graduate students was conducted from 28-09-2015 to 01-10-2015 at Bapuji Dental College & Hospital Davangere.

## 28. Student projects

- percentage of students who have taken up in-house projects including inter-departmental projects
- Postgraduates: 100 %

- Undergraduates: 100 %
- percentage of students doing projects in collaboration with other universities / industry / institute
- Postgraduates: 100 % (Oncogrid Project. 2014- Till Date)
- Undergraduates: 6 % (ICMR funded Research projects)

Multidisciplinary research promoted in collaboration with other departments.

Majority of the research carried out in the college are inter-disciplinary. The dental departments in the college undertake research topics of common interests where we get an opportunity to add and share knowledge about research with them.

Department of public health dentistry shares knowledge of research methodology and biostatistics by conducting workshops where students and staff of different specialities of dentistry as well as different departments of medicine from other medical colleges participate.

Every department holds interdisciplinary meetings frequently to promote exchange of ideas for research and extend their full cooperation for multidisciplinary / interdisciplinary research.

- Oncogrid Project for screening of Oral cancer, 2014- ongoing  
In Collaboration with the Dept of Oral Medicine & Radiology

**29. Awards / recognitions received at the national and international level by**

- Faculty
- Doctoral / post doctoral fellows
- Students

SN	NAME	RESEARCH PAPER / POSTER	PLACE	DATE	AWARDS
1.	Dr.DivyaPriya	'Effect of 4.7% stevia Solution Mouth Rinsing on Salivary pH- An invivo Randomized Controlled Trial'	IX National PG Convention, Nellore, Andhra Pradesh	June 2015	BEST PAPER
2.	Dr.Denzy Lawrence	Best picture captured in Community Dental Outreach Programs award:	XIX National IAPHD	20 <sup>th</sup> to 22 <sup>nd</sup> November	BEST V-Capture photography

			Conference, Kochi, Kerala	2014	
3.	Dr.Nousheen Nadaf	‘Comparative Evaluation Of Effect Of 4.7% Siraitia Grosvenorii solution mouth rinsing and Sucrose Solution Mouth Rinsing on Salivary pH- A Randomized Controlled Trial’	XIX National IAPHD Conference, Kochi, Kerala	20 <sup>th</sup> to 22 <sup>nd</sup> November 2014	BEST PAPER
3.	Dr.Deeptha Ramarao	“Comparative Evaluation of effect of 10% jiggery solution rinse and 10% table sugar solution rinse on salivary pH of healthy volunteers”	IDA 41 <sup>st</sup> Karnataka State Dental Conference- Madikeri	2013	BEST PAPER
4.	Dr.Umesh Wadgave	Save a pill for a real ill	All India Post-graduate Student Convention, Pune	19 <sup>th</sup> – 21 <sup>st</sup> Aug 2011	BEST POSTER
5.	Dr.Usha G.V.	Comparative assessment of sodium chloride, sodium bicarbonate dissolved in vinegar and hydrogen peroxide bleaching agents	63 <sup>rd</sup> IDA National Conference, Chennai,	Feb 14 <sup>th</sup> 2009	BEST PAPER

		to reduce intrinsic dental stains – an in vitro study			
6.	Dr. Shyam S.	Antibacterial potential of gall extracts of Quercus infectoria against endodontic pathogen – an in vitro study	63 <sup>rd</sup> IDA National Conference, Chennai,	Feb 14 <sup>th</sup> 2009	BEST PAPER

### Final BDS Award Subject Toppers in Public Health Dentistry

Month & Year	Student Name
June 2012	PANG YEE RUI
June 2013	MILTON TSAI HONGLI
June 2014	CYNTHIA CHAN
JUNE 2015	JUBINA JOHN

### RGUHS GOLD MEDALISTS (M.D.S. EXAMINATION)

Year	Student Name	Department
2012	Dr.Sujatha.A.	Public Health Dentistry
2013	Dr.Shyam.S.	Public Health Dentistry

### 30. Seminars/ Conferences/Workshops organized and the source of funding (national / international) with details of outstanding participants, if any

- A workshop on “Research Methodology” was conducted for faculty and post graduate students from 5-09-2011 to 9-09-2011 at Bapuji Dental College & Hospital Davangere.
- A National Workshop on “Research Methodology and Research Statistics” “SAMSHODHANA” was conducted for faculty and post graduate students from 27-9-2012 to 29-9-2012 at Bapuji Dental College & Hospital Davangere.
- A national workshop on “Research Methodology and Research Statistics” BAPUJI PARISHODHANA - 2013 was conducted from 26-09-2013 to 28-09-2013 at Bapuji Dental College & Hospital Davangere.

- A National Workshop on “Research Methodology and Research Statistics” ANUSANDHANA-2014 for faculty and post graduate students was conducted from 11-09-2014 to 13-09-2014 at Bapuji Dental College & Hospital Davangere
- A Workshop on “Research Methodology and Research Statistics” by Rajiv Gandhi University of Health Sciences, Bangalore was conducted from 27-08-2015 to 28-08-2015 at Bapuji Dental College & Hospital Davangere.
- A National Workshop on “Research Methodology and Research Statistics” BDCH-ANVESHANA for faculty and post graduate students was conducted from 28-09-2015 to 01-10-2015 at Bapuji Dental College & Hospital Davangere.

### 31. Code of ethics for research followed by the departments

YES-Institutional review board

After a brief introduction during the orientation program, ethics are taught during pre-clinical and clinical years. Ethics in dentistry is part of the prescribed undergraduate curriculum and covered under Public Health Dentistry subject. This inculcates ethical clinical practice among the students. The course on ethics covers the following sections: definition of ethical practice, Helsinki Declaration, International Code of Ethics, DCI Code of Ethics, Doctor-patient relationship, truth and confidentiality, patient consent, malpractice and negligence and research ethics. As a component of ethical practice, the patient consent forms, confidentiality of the diagnosis and treatment is maintained and the importance of such obligations are taught to the students by the faculty in their clinical practice.

There is an institutional ethical committee for research work. Ethical values are safeguarded or all dental procedures carried out in the institute.

### 32. Student profile program-wise:

Name of the Program (refer to question no. 4)	Applications received	Selected		Pass percentage	
		Male	Female	Male	Female
BDS	Applications received and maintained in the main office of the Institute	Not applicable		Not applicable	
MDS Public Health Dentistry	Applications received and maintained in	0 : 3	2010-11	100%	
		2 : 1	2011-12		
		0 : 3	2012-13		

Name of the Program (refer to question no. 4)	Applications received	Selected		Pass percentage	
		Male	Female	Male	Female
the main office of the Insitute		1	2	2013-14	
		2	1	2014-15	
		1	1	2015-16	
		0	3	2016-17	

### 33. Diversity of students

Name of the Program (refer to question no. 4)	% of students from the same university	% of students from other universities within the State	% of students from universities outside the State	% of students from other countries
MDS- 2011	02	00	01	
MDS- 2012	02	00	01	Nil
MDS-2013	02	00	01	Nil
MDS-2014	02	00	01	Nil
MDS-2015	01	00	01	Nil

### 34. How many students have cleared Civil Services and Defense Services examinations, NET, SET, GATE, USMLE, PLAB, GPAT, NCLEX, CGFNS, IELTS and other competitive examinations? Give details category-wise.

NIL

### 35 Student progression

Student progression	Percentage against enrolled
UG to PG	30
PG to M.Phil, DM / M Ch / DNB	Nil
PG to Ph.D.	3
Ph.D. to Post-Doctoral	Nil
Employed	Nil
<ul style="list-style-type: none"> <li>Campus selection</li> <li>Other than campus recruitment</li> </ul>	
Entrepreneurs	

### 36 Diversity of staff

Percentage of faculty who are graduates	
of the same university	84%
from other universities within the State	16%
from universities from other States	0%
from universities outside the country	0%

Percentage of faculty who are graduates	
of the same university(KUVEMPU UNIVERSITY)	1
of the same university(RGUHS )	05
from other universities within the State	NIL
from universities from other States	00
from universities outside the country	NIL

### 37 Number of faculty who were awarded M.Phil., DM, M Ch, Ph.D., D.Sc. and D.Litt. during the assessment period

NIL

### 38 List of doctoral, post-doctoral students and Research Associates

- from the host institution/university
- from other institutions/universities

NIL

### 39. Present details of departmental infrastructural facilities with regard to

- Library

DEPARTMENT LIBRARY

- Educative CDs-16
- Video Cassetes-1

Facilities available in computer-aided teaching in the department

- Computers – 2 desktops and 1 laptop
- All PGs have their own laptops.
- Slide Projector -1
- Over Head Projector -1
- LCD Projector -1
- Internet facilities for staff and students

Printer, scanner and broadband internet facilities are available for the computers.

- c) Total number of class rooms- 1
- d) Class rooms with ICT facility and 'smart' class rooms- 1

ICT enabled student-centric learning, and other methods of learning

- MCQ/ problem based learning
  - E- learning
  - Concept Mapping
  - Quiz
  - Brain Storming
  - Skits
- e) Students' laboratories - NIL
  - f) Research laboratories -NIL

**40. Number of post graduate students getting financial assistance from the university.**

NONE

**41. Was any need assessment exercise undertaken before the development of new program(s)?**

If so, highlight the methodology.

NONE

**47. Does the department obtain feedback from;**

- **Faculty on curriculum as well as teaching-learning-evaluation? If yes, how does the department utilize the feedback?**

a) College has established online feedback mechanism through software faculties give feedback on library, courses infrastructure, programmes, teaching, learning and evaluation. The analysis outcome is used to identify the deficiencies in the curriculum and to initiate remedial action in form of problem based learning and enrichment courses.

**Students on staff, curriculum and teaching-learning-evaluation and how does the department utilize the feedback?**

b) The college has mechanism to collect the feedback from the students and faculties on curriculum, program, and courses. The Feedbacks are also collected from students and faculties on library and infrastructure.

**Alumni and employers on the programs offered and how does the department utilize the feedback?**

c) The college collects feedback from the alumni, who meet annually once, during the alumni meet. These feedbacks collected on the curriculum knowledge and skills and CDE programmes.





#### 43. List the distinguished alumni of the department (maximum 10)

Dr. Shashidhar Acharya  
Dr. Chandrashekar  
Dr. Prabhu  
Dr. Sogi  
Dr. Sabyasachi Saha  
Dr. Ramesh  
Dr. Ravishankar T.L  
Dr. Naveen Boppana  
Dr. Mamta Hebbal  
Dr. Shyam Sivaswamy

#### 44. Give details of student enrichment programs (special lectures / workshops / seminar) involving external experts.

The department conducts at least one training program / workshop annually in the direction to inculcate research. In the last five years, the following programs have been conducted and the faculty members have attended, organized and presented papers in the same.

- A workshop on “Research Methodology” was conducted for faculty and post graduate students from 5-09-2011 to 9-09-2011 at Bapuji Dental College & Hospital Davangere.
- A National Workshop on “Research Methodology and Research Statistics” “SAMSHODHANA” was conducted for faculty and post graduate students from 27-9-2012 to 29-9-2012 at Bapuji Dental College & Hospital Davangere.
- A national workshop on “Research Methodology and Research Statistics” BAPUJI PARISHODHANA - 2013 was conducted from 26-09-2013 to 28-09-2013 at Bapuji Dental College & Hospital Davangere.
- A National Workshop on “Research Methodology and Research Statistics” ANUSANDHANA-2014 for faculty and post graduate students was conducted from 11-09-2014 to 13-09-2014 at Bapuji Dental College & Hospital Davangere.
- A Workshop on “Research Methodology and Research Statistics” by Rajiv Gandhi University of Health Sciences, Bangalore was conducted from 27-08-2015 to 28-08-2015 at Bapuji Dental College & Hospital Davangere.



# Bapuji Dental College & Hospital



- A National Workshop on “Research Methodology and Research Statistics” BDCH-ANVESHANA for faculty and post graduate students was conducted from 28-09-2015 to 01-10-2015 at Bapuji Dental College & Hospital Davangere.
- An enrichment course was conducted on 15-04-2016 on “Sugar and diabetes” by Dr. Raghu Prasada in Bapuji Dental College and Hospital, Seminar Hall to the Undergraduate students
- An enrichment course was conducted on 20-04-2016 on “Meditation in stress mangement” by Mr.C.Thippeswamy Reddy , retired lecturer, Department of Philosophy Anegadu PU college, Davangere to the non-teaching faculty of Bapuji dental College and Hospital, Davanegere.
- An enrichment course was conducted on 21-04-2016 on “sedentary lifestyle” by Dr. Gayathri Devaraja, Associate Professor, Department of Microbiology to the Undergraduate students.
- An enrichment course was conducted on 22-04-2016 on “Tobacco- suicide for cowards” by Dr. Rohith A, Associate Professor, Community Medicine, JJMMC, Davangere in Bapuji Dental College and Hospital, Seminar Hall to the Undergraduate students.
- An enrichment course was conducted on 24-04-2016 on “Salt and its effects on Health” by Dr. Yashwanth Ganapathi, Diabetologist, SSIMS to the members of Brahmakumaris Society at Eshwaraiyya vidyalaya, Davangere.
- An enrichment course was conducted on 26-04-2016 on “Personality Develpment”, guest lecture delivered by Dr. R.L Nandeeshwar, Director, Bapuji college of Management sciences to the Undergraduate students
- An enrichment course was conducted on 03-05-2016 on “Communication skills” delivered by Dr. R.L Nandeeshwar, Director, Bapuji college of Management sciences to the Undergraduate students.
- An enrichment course was conducted on 03-05-2016 on “Self Management” delivered by Dr. Tribhuvan, Principal, Bapuji college of Management sciences to the Undergraduate students.
- An enrichment course was conducted on 19-05-2016 on “Fire safety” delivered by Mr. Basava Prasad Sharma, Fire Department, Davangere.

**45. List the teaching methods adopted by the faculty for different programs including clinical teaching.**

ICT enabled student-centric learning, and other methods of learning

- MCQ/ problem based learning
- E- learning
- Concept Mapping
- Quiz
- Brain Storming
- Skits

Attending and or presenting at State level, National level or international level Departmental and General Conferences, Workshops & advance courses

- aa. Conducting research and writing Main Dissertations topic (as approved by the postgraduate guide)
- bb. Writing a Library Dissertation on any one vital topic (as approved by the postgraduate guide)

**46. How does the department ensure that program objectives are constantly met and learning outcomes are monitored?**

Remedial classes and periodic examinations are conducted in order to promote enriched learning among students. Individual students' attention, group discussions, chair side teaching, problem solving session, demonstrations, detailed case history discussion and treatment plan evaluation by the staff is done to help the learning process of the students in the clinic.

The yearly exams are conducted by the RGUHS as per the scheduled dates which will be intimated to the students well in advance through circulars. Besides the University annual examinations, monthly tests and internal assessment examinations are conducted in theory, practical and viva as a process of continuous evaluation. Record books are also evaluated at regular practical.

Preclinical exercise is given to the post graduates in the first year and synopsis

Presentation. MOC exams are conducted for the post graduates in Ist year which includes the basic papers, and 3 MOC test in the final year of their course.

## 47. Highlight the participation of students and faculty in extension activities.

Major activities in the sphere of extension activities

S.no	Date	Place	Number of Patients Screened	Number of Patients treated
1.	07/01/2011	Government High School, New Kundwada	233	37
2.	28/01/2011	Grama Panchaya Office, kodiya	185	13
3.	01/02/2011	Lions school , Malebennur	463	62
4.	15/02/2011	Government Hih School, Hemanbethur	168	27
5.	24/2/2011	Hullekutti Village	163	43
6.	28/2/2011	Ittagi Village, Huvinahadagahalli	284	80
7.	06/03/2011	Davangere, Alrahatti	130	0
8.	10/03/2011	Halekundawada	346	59
9.	12/03/2011	Doggahalli village, Harihar	127	52
10.	7/04/2011	Government Hospital, Hosadurga	103	11
11.	19/04/2011	Primary Health Centre, Bukkha,buddi	93	27
12.	25/04/2011	Kavalettu,Haveri	101	23
13.	14/05/2011	Government Prmary School,Attigere	103	32
14.	30/05/2011	Hirebidari	58	14
15.	6/6/2011	Konanatambige	81	30
16.	13/11/2011	Chennagiri Virupakshappa Dharmashala, Davangere	91	0
17.	15/11/2011	R.K.M central convent, Aranahatti	448	28
18.	26/11/2011	Don Bosco Sujyothi Alurhatti ,	61	0

		Davangere		
19.	3/12/2011	Don Bosco Suprabha ,Davangere	73	0
20.	11/12/2011	Government School, Kyarakatte	62	18
21.	23/12/2011	Kadlegondi, Harihar	156	31
22.	30/12/2011	Navali Village , Huvinahadagali	148	35
23.	03/01/2012	Harihar	387	42
24.	06/01/2012	Irani	75	31
25.	16/01/2012	Malabennur	420	0
26.	18/01/2012	Davangere	151	46
27.	19/01/2012	Kottur	118	32
28.	23/01/2012	Channagiri	203	41
29.	27/01/2012	Holalkere	110	14
30.	04/02/2012	Halladakere	174	36
31.	06/02/2012	Nalakudre	184	0
32.	10/02/2012	Harappanahalli	155	24
33.	06/03/2012	Harappanahalli	123	28
34.	03/05/2012	Cahnnagiri	130	23
35.	11/05/2012	Kurki	143	22
36.	12/05/2012	Dirur	125	24
37.	16/08/2012	Jaglur	204	25
38.	27/08/2012	Kodiyal	165	20
39.	03/09/2012	Kenchamanahalli	193	24
40.	01/10/2012	Harihar	207	19
41.	11/10/2012	Harppanahalli	128	22
42.	13- 14/10/2012	Shimoga	386	102
43.	02/11/2012	Hadagalli	141	13
44.	09/11/2012	Kanagondamahalli	214	28
45.	15/11/2012	Hirebidari	63	20

46.	07/12/2012	Chitradurga	151	46
47.	14/12/2012	Siddarahalli	147	37
48.	17/12/2012	Naraganhalli	352	0
49.	22/12/2012	Davangere	188	22
50.	28/12/2012	Belaku	44	27
51.	07/01/2013	Jagalur	239	45
52.	10/01/2013	Davngere	517	0
53.	18/01/2013	Halabaathi	184	32
54.	21/01/2013	Davangere	481	0
55.	28/01/2013	Davangere	603	0
56.	29/01/2013	Birur	168	34
57.	02/02/2013	Davangere	216	24
58.	08/02/2013	Kamsagara	169	25
59.	15/02/2013	Raptihalli	381	55
60.	22/02/2013	Hapanahalli	212	22
61.	01/03/2013	Hadagali	117	21
62.	06/04/2013	Ajjampur	45	0
63.	19/04/2013	Hubimahadagali	86	25
64.	14/06/2013	Ranebennur	131	11
65.	28/06/2013	Davangere	39	0
66.	03/01/2014	Davangere	166	-
67.	21/01/2014	Jigli	382	-
68.	10/02/2014	Machihalli	213	-
69.	13/02/2014	Malbennur	122	14
70.	21/02/2014	Rannebennur	134	1
71.	07/03/2014	Kombali	119	7
72.	21/03/2014	Rannebennur	51	4
73.	29/04/2014	Davangere	214	17
74.	29/04/2014	Halebathi	89	-
75.	09/05/2014	Nadiharalahalli	68	3
76.	28/06/2014	Davangere	15	-
77.	01/07/2014	Davangere2	224	12

78.	18/07/2014	Devarabelakere	145	-
79.	25/07/2014	Tyavanigi	71	-
80.	04/08/2014	Sree siddanga school	352	-
81.	04/08/2014	Ranrbennur	425	-
82.	08/08/2014	Kunebelikere	268	-
83.	22/08/2014	Tyavanige	66	-
84.	05/09/2014	Nittur	201	-
85.	19/09/2014	Mallanayakahalli	200	-
86.	20/09/2014	Davangere	140	4
87.	22/09/2014	Birur	110	15
88.	29/09/2014	Irani	60	10
89.	07/10/2014	Irani	50	-
90.	12/10/2014	Davangere	48	-
91.	12/10/2014	Davangere	103	-
92.	17/10/2014	Davangere	26	-
93.	21/10/2014	Davangere	35	-
94.	31/10/2014	Tyavanige	38	-
95.	07/11/2014	Davangere	210	-
96.	07/11/2014	Deverabelakere	169	-
97.	14/11/2014	Nalkundi	46	-
98.	28/11/2014	Navelehalli	37	-
99.	5/12/2014	Budiyal	153	-
100.	11/12/2014	Harihar	91	8
101.	12/12/2014	Deverabelakere	288	-
102.	15/12/2014	Malennur	536	22
103.	16/12/2014	Rannebenur	554	-
104.	22/12/2014	Malebennur	471	15
105.	26/12/2014	Deverahalli	447	-
106.	2-3-15	Eechaghatta	166	-
107.	6-3-15	Tyavanige	84	-
108.	6-3-15	Chigateri Hospital	14	-
109.	13-6-15	Vidyanagar	101	-

110.	30-6-15	Govt. Primary School, SOG Colony	163	-
111.	7-7-15	Sadyojatha Swami Mutt, Davangere	26	-
112.	25-7-15	Kokundi Bakkaunike School	152	-
113.	1-8-15	Little Angels School, Harihara	51	-
114.	4-8-15	K.K. colony School	66	-
115.	4-8-15	Bapuji Academy of Management & Research	22	-
116.	8-8-15	Govt Primary School, Anekonda	246	-
117.	18-8-15	Eshwaramma Higher Primary School	823	-
118.	22-8-15	Bakkapura Nanjundappa School, Anekonda	234	-
119.	29-8-15	Govt Higher Primary School, Obijahalli	144	-
120.	1-9-15	Govt. Higher Primary School, Arsapura	153	-
121.	5-9-15	Govt. Higher Primary School, SJM Nagar	70	-
122.	13-10-15	Ishwareswara Vidyalaya	59	-
123.	17-10-15	Govt. Higher Primary School, Merakuranahalli	126	-
124.	20-10-15	Devaraja Badavane, 'A' block	172	-
125.	3-11-15	Saakeri, Harihare	202	-
126.	17-11-15	Govt. Primary School, Arekere	124	-
127.	1-12-15	Govt. Higher Primary School, Holesirigere	195	-
128.	3-2-15	Govt. Lower Primary School, Iraganahalli	110	10
129.	3-3-15	Basaveshwara School, Nittuvali	166	29



130.	17-3-15	Hagarigajapura	86	22
131.	27-3-15	Huvi hadagli	85	17
132.	14-5-15 to 16-5-15	Channagiri	252	50
133.	19-5-15	Davagoudahalli	76	20
134.	16-6-15	Telagi, Harapanahalli	297	51
135.	21-7-15	Beereshwara PUC	278	26
136.	12-9-15	Sri Satya Sai Vidyaniketana School	239	50
137.	17-11-15	Govt. Primary School, Arekere	124	32
138.	16-12-15	Vijaya Govt. high School, Santhebennur	210	38
139.	8-1-2016	Danta Bhagya yojana camp, Haveri District Hospital	47	
140.	12-1-2016	NH Ramanna Grasim Jan seva Trust	54	11
141.	30-1-2016	Tapovana Ayurvedic Medical College, Davangere	53	
142.	06-02-2016	Sharanabasvshwara Mutt, Kalpnahalli	149	
143.	16-2-2016	Nilanhalli	75	
144.	12-3-2016	HBKGS Higher Primar School, Ranebennur	290	
145.	19-3-2016	Nadiharalahalli	52	
146.	22-3-2016	Hasabellavaneru	26	
147.	07-05-2016	Davangere sugar factory	100	

#### 48. Give details of “beyond syllabus scholarly activities” of the department.

- Adopted Institutions like Old age home and Child Labour rescue mission school and provide comprehensive dental care
- Peripheral centers and community Outreach programmes
- Oral cancer awareness and screening program conducted in collaboration with Department of Oral Medicine & Radiology.

- World Oral Health day celebrations
- Swachh bharat program

**49. State whether the program/ department is accredited/ graded by other agencies? If yes, give details.**

Accredited by NAAC with A grade.

ISO 9001:2008 certified institution

S.no	Name of the student/faculty	extracurricular activity	event
1.	Akhil Pallepai	representing university/college in sports R.G.U.H.S Karnataka/ Bapuji Dental College And Hospital, Davangere	Runner-Up In Inter-Collegiate Ball Badminton Held At Biet Davangere
2.	Akhil Pallepai	representing university/college in sports R.G.U.H.S Karnataka / Bapuji Dental College And Hospital, Davangere	Participated In Inter Universiity Basket Ball Tournament Held In Chitradurga / Chennai
3.	Denzy Lawrence	Quiz competition	VIVIDS 2015
4.	Denzy Lawrence	Collage competition	VIVIDS 2015
5.	Denzy Lawrence	Debate	VIVIDS 2015
6.	Denzy Lawrence	Collage	VIVIDS 2016
7.	Denzy Lawrence	Debate	VIVIDS 2016
8.	Dr.Veeresh D.J.	Carrom	College Day 2014
9.	Dr. Savithra Prakash	Volleyball	College Day 2015

## 50. Briefly highlight the contributions of the department in generating new knowledge, basic or applied.

- A workshop on “Research Methodology” was conducted for faculty and post graduate students from 5-09-2011 to 9-09-2011 at Bapuji Dental College & Hospital Davangere.
- A National Workshop on “Research Methodology and Research Statistics” “SAMSHODHANA” was conducted for faculty and post graduate students from 27-9-2012 to 29-9-2012 at Bapuji Dental College & Hospital Davangere.
- A national workshop on “Research Methodology and Research Statistics” BAPUJI PARISHODHANA - 2013 was conducted from 26-09-2013 to 28-09-2013 at Bapuji Dental College & Hospital Davangere.
- A National Workshop on “Research Methodology and Research Statistics” ANUSANDHANA-2014 for faculty and post graduate students was conducted from 11-09-2014 to 13-09-2014 at Bapuji Dental College & Hospital Davangere.
- A National Workshop on “Research Methodology and Research Statistics” BDCH-ANVESHANA for faculty and post graduate students was conducted from 28-09-2015 to 01-10-2015 at Bapuji Dental College & Hospital Davangere.
- A Workshop on “Research Methodology and Research Statistics” by Rajiv Gandhi University of Health Sciences, Bangalore was conducted from 27-08-2015 to 28-08-2015 at Bapuji Dental College & Hospital Davangere.

## 51. Detail five major Strengths, Weaknesses, Opportunities and Challenges (SWOC) of the department.

### Strengths:

- Conducting new research projects using external funding. For this, interested under graduate students are encouraged to sent their research proposals to agencies such as the Indian Council for Medical Research. These students will be guided by the faculty members in conducting the research
- Students are exposed to problem based learning methods. Theory classes are made more interactive with more thrust on regular discussions
- Rendering dental care through Peripheral dental health centers at Malebennur, Harihar, Bilichodu (three functional centres) & Channagiri (commencing soon)
- Conducting Outreach Programmes
- Organizing annual workshops on Research Methodology and Biostatistics



# Bapuji Dental College & Hospital



- Adoption of specialized institutions to render dental care to underserved sections of society

## Weakness:

The Mission Monitoring cell reviews the performance of IQAC on continuous basis Annual Quality Assurance Reports are generated Identified weakness are rectified on continuous basis.

## Opportunities:

- Development and recognition as a Ph.D center
- Oral health education centre maintained by the department should be upgraded with a touch screen monitor that will cater information on disease prevention and oral health promotion
- Digital displays should be put up at the patient waiting areas of our department's reception counter to educate the public about high scope of preventing oral diseases.

## Challenges:

- Exchange programmes between different universities within and outside the country.

## **52. Future plans of the department.**

- Further development of Research Consultancy centre in department



# Bapuji Dental College & Hospital



## Evaluate report of Medical Subjects and Implant Logy

### 1. FELLOWSHIP

55 Doctors are completed fellowship

### 2. Guest Speakers

36 Guests are invited

### 3. IMPLANTOLOGY COURSE

Year	Number of Students
I BATCH	15
II BATCH	21
III BATCH	20
JAN 2013 FOURTH BATCH	15
FIFTH JULY 2013 BATCH	16
SIXTH BATCH JAN 2014	16
JAN 2014 SEVENTH BATCH	15
JAN 2015 Eight BATCH	11
JUNE/JULY 2015 NINTH BATCH	12

### 4. INTERNATIONAL IMPLANTOLOGY COURSE

Year	Number of Students
1 <sup>ST</sup> BATCH	4
2 <sup>ND</sup> BATCH	2
3 <sup>RD</sup> BATCH	3
4 <sup>th</sup> BATCH	3

#### Instruments

Required 229 Equipments are available

### 5. Resource person

#### Dr.Tarun Kumar as a resource person in other conferences

SL NO	YEAR	NO OF TITLE
1.	2012	8



2.	2013	17
3.	2014	16
4.	2015	16
5.	2016	1

## Training and certifications

### Fellow & Diplomat of International Congress of Oral Implantology

Fellow of World Academy of Piezosurgery

Expert of European association of Implantologists

Advanced course in oral implantology at global centre of osseointegration, affiliate of Boston University, Seoul

Course on Osseodensification in Florida.

The Bapuji Education Association's management has started JJ Medical College and Hospital in Davanagere. Both dental and medical colleges are located in the same premises. The education, service and research components of medical subject in dentistry's are delt by the medical college departments. The medical college departments provide advanced museums, laboratories and highly learned senior faculties. In the first year of BDS Anatomy, Physiology and Bio-chemistry, in the second year Pharmacology, Pathology and Micro biology are included. In third year of BDS programme General Medicine and general surgery are included.

The laboratories, museums, the dissection theatre and clinical-medical, surgical facilities are used to BDS students. The examination patterns in these subjects are – theory examination, practical and viva-voce. The post graduation students in dentistry have to undergo training in basic medical science subjects. The medical laboratories, clinical facilities are made use in post graduates on faculty research. The dental college learning resource centre provides library facilities for these medical subjects